

Index Product

Product type	Certification	Page
FLEXIBLE CONTROL CABLES	CE	13
FLEXIBLE DATA CABLES	CE	31
LOW SMOKING HALOGEN–FREE CABLES	CE	41
HIGH FLEXIBLE CABLE FOR POWER CHAIN SYSTEMS	CE	53
MOTOR–SUPPLY CABLES AND SENSOR CABLES	CE	73
SINGLE WIRES	CE	89
SPECIAL CABLES	CE	95
POWER CABLES	CE	99
UL,CUL FLEXIBLE CONTROL CABLES	UL ONLY CUL ONLY US/CANADA	103
UL,CUL FLEXIBLE DATA CABLES	UL ONLY CUL ONLY US/CANADA	127
UL,CUL HIGH FLEXIBLE CABLE FOR POWER CHAIN SYSTEMS	UL ONLY CUL ONLY US/CANADA	135
UL,CUL MOTOR–SUPPLY CABLES AND SENSOR CABLES	UL ONLY CUL ONLY US/CANADA	177
UL,CUL SINGLE WIRES	UL ONLY CUL ONLY US/CANADA	189
BUS CABLES	CE	193
HIGH TEMPERATURE CABLES	UL ONLY CUL ONLY US/CANADA CE	202
SOLAR CABLE	TÜV EN	216
CABLE GLAND	CE	224
THE ATTACHMENT	CE	234
CONDUITS	UL ONLY CUL ONLY US/CANADA CE	247
METAL FLEXIBLE PIPES	CE	265



Contents 目录

CE FLEXIBLE CONTROL CABLES 13-30

PVC CONTROL CABLE YY 101 ····13
PVC CONTROL CABLE YY 116 0.6/1KV ····15
PVC CONTROL CABLE SHIELDED CY 102 ····17
PVC CONTROL CABLE SHIELDED 2–CY 112 ····19
PVC CONTROL CABLE SHIELDED 2–CY (TR) 113 ····21
PVC CONTROL CABLE STEEL WIRE SHIELDED SY 115 ····23
PUR CONTROL CABLE YP 201 ····25
PUR CONTROL CABLE SHIELDED CP 202 ····27
PUR CONTROL CABLE SHIELDED 2–CP 212 ····29

CE FLEXIBLE DATA CABLES 31-40

PVC DATA CABLE LiYY 105 ····31
PVC DATA CABLE LiYY–TP 107 ····33
PVC DATA CABLE SHIELDED LiYCY 106 ····36
PVC DATA CABLE SHIELDED LiYCY–TP 108 ····38

CE HALOGEN-FREE CABLES 41-52

HALOGEN–FREE CONTROL CABLE LSHF 161 ····41
HALOGEN–FREE CONTROL CABLE SHIELDED LSHF–C 162 ····43
HALOGEN–FREE CONTROL CABLE SHIELDED LSHF–2–C 163 ····45
HALOGEN–FREE DATA CABLE LiHH 165 ····47
HALOGEN–FREE DATA CABLE LiHCH 166 ····49
HALOGEN–FREE DATA CABLE LiHCH–TP 168 ····51

CE HIGH FLEXIBLE CABLE FOR POWER CHAIN SYSTEMS 53-72

PVC HIGH FLEXIBLE CONTROL CABLE YY–FD 501 ····53
PVC HIGH FLEXIBLE CONTROL CABLE SHIELDED CY–FD 502 ····55
PVC HIGH FLEXIBLE CONTROL CABLE SHIELDED 2–CY–FD 512 ····57
PVC HIGH FLEXIBLE DATA CABLE LiYY–FD 503 ····59
PVC HIGH FLEXIBLE DATA CABLE SHIELDED LiYCY–FD 506 ····61
PUR HIGH FLEXIBLE CONTROL CABLE YP–FD 601 ····63
PUR HIGH FLEXIBLE CONTROL CABLE SHIELDED CP–FD 602 ····65
PUR HIGH FLEXIBLE CONTROL CABLE SHIELDED 2–CP–FD 612 ····67
PUR HIGH FLEXIBLE DATA CABLE LiYP–FD 603 ····69
PUR HIGH FLEXIBLE DATA CABLE SHIELDED LiYCP–FD 606 ····71



Contents 目录

CE MOTOR-SUPPLY CABLES AND SENSOR CABLES 73-88

PVC MOTOR–SUPPLY CABLE SERVO–CY 902 ····· 73
PVC HIGH FLEXIBLE MOTOR–SUPPLY CABLE SERVO–CY–FD 952 ····· 75
PUR MOTOR–SUPPLY CABLE SERVO–CP 922 ····· 77
PUR HIGH FLEXIBLE MOTOR–SUPPLY CABLE SERVO–CP–FD 962 ····· 79
PVC SENSOR CABLE SENSOR–CY 916 ····· 81
PVC HIGH FLEXIBLE SENSOR CABLE SENSOR–CY–FD 918 ····· 83
PUR SENSOR CABLE SENSOR–CP 936 ····· 85
PUR HIGH FLEXIBLE SENSOR CABLE SENSOR–CP–FD 938 ····· 87

CE SINGLE WIRES 89-94

PVC 70ºC SINGLE WIRE H05V–K/H07V–K 301 ····· 89
PVC 105ºC SINGLE WIRE Y–105 303 ····· 91
HALOGEN–FREE SINGLE WIRE LSHF–S 305 ····· 93

CE SPECIAL CABLES 95-98

RUBBER CABLE H05RN/H07RN–F 801 ····· 95
PVC FLAT CABLE FLAT–YY–FD 803 ····· 97

CE POWER CABLES 99-102

POWER CABLE NYY 810 ····· 99
POWER CABLE NYCWY 816 ····· 101

UL,cUL FLEXIBLE CONTROL CABLES 103-126

PVC CONTROL CABLE YY 101U 600V ····· 103
PVC CONTROL CABLE YY 116U 1000V ····· 105
PVC CONTROL CABLE SHIELDED CY 102U 600V ····· 107
PVC CONTROL CABLE SHIELDED CY 172U 1000V ····· 109
PVC CONTROL CABLE SHIELDED 2–CY 112U 600V ····· 111
PVC CONTROL CABLE SHIELDED 2–CY 176U 1000V ····· 113
PUR CONTROL CABLE YP 201U 600V ····· 115
PUR CONTROL CABLE YP 216U 1000V ····· 117
PUR CONTROL CABLE SHIELDED CP 202U 600V ····· 119
PUR CONTROL CABLE SHIELDED CP 272U 1000V ····· 121
PUR CONTROL CABLE SHIELDED 2–CP 212U 600V ····· 123
PUR CONTROL CABLE SHIELDED 2–CP 276U 1000V ····· 125



Contents 目录

UL,cUL FLEXIBLE DATA CABLES 127-134

PVC DATA CABLE LiYY 105U 300V ····· 127
PVC DATA CABLE LiYY–TP 107U 300V ····· 129
PVC DATA CABLE SHIELDED LiYCY 106U 300V ····· 131
PVC DATA CABLE SHIELDED LiYCY–TP 108U 300V ····· 133

UL,cUL HIGH FLEXIBLE CABLE FOR POWER CHAIN SYSTEMS 135-176

PVC HIGH FLEXIBLE CONTROL CABLE YY–FD 501U 600V ····· 135
PVC HIGH FLEXIBLE CONTROL CABLE YY–FD 571U 1000V ····· 138
PVC HIGH FLEXIBLE CONTROL CABLE SHIELDED CY–FD 502U 600V ····· 141
PVC HIGH FLEXIBLE CONTROL CABLE SHIELDED CY–FD 572U 1000V ····· 144
PVC HIGH FLEXIBLE CONTROL CABLE SHIELDED 2–CY–FD 512U 600V ····· 147
PVC HIGH FLEXIBLE CONTROL CABLE SHIELDED 2–CY–FD 576U 1000V ····· 150
PUR HIGH FLEXIBLE CONTROL CABLE YP–FD 601U 600V ····· 153
PUR HIGH FLEXIBLE CONTROL CABLE YP–FD 671U 1000V ····· 156
PUR HIGH FLEXIBLE CONTROL CABLE SHIELDED CP–FD 602U 600V ····· 159
PUR HIGH FLEXIBLE CONTROL CABLE SHIELDED CP–FD 672U 1000V ····· 162
PUR HIGH FLEXIBLE CONTROL CABLE SHIELDED 2–CP–FD 612U 600V ····· 165
PUR HIGH FLEXIBLE CONTROL CABLE SHIELDED 2–CP–FD 676U 1000V ····· 168
PVC HIGH FLEXIBLE DATA CABLE LiYY–FD 503U 300V ····· 171
PVC HIGH FLEXIBLE DATA CABLE SHIELDED LiYCY–FD 506U 300V ····· 173
PVC HIGH FLEXIBLE DATA CABLE SHIELDED LiYCY–FD–TP 508U 300V ····· 175

UL,cUL MOTOR-SUPPLY CABLES AND SENSOR CABLES 177-188

PVC MOTOR–SUPPLY CABLE SHIELDED SERVO–CY 902U 1000V ····· 177
PVC MOTOR–SUPPLY CABLE SHIELDED SERVO–CP 922U 1000V ····· 179
PVC HIGH FLEXIBLE MOTOR–SUPPLY CABLE SHIELDED SERVO–CY–FD 952U 1000V 181
PUR HIGH FLEXIBLE MOTOR–SUPPLY CABLE SHIELDED SERVO–CP–FD 962U 1000V 183
PVC SENSOR CABLE SENSOR–CY 916U 300V ····· 185
PVC HIGH FLEXIBLE SENSOR CABLE SENSOR–CY–FD 918U 300V ····· 187

UL,cUL SINGLE WIRES 189-192

UL&cUL SINGLE WIRE UL 1007 301U 80℃ 300V 189
UL&cUL SINGLE WIRE UL 1015 303U 105℃ 600V 191



Contents 目录

CE BUS CABLES 193-201

CANBUS (PVC)318/(PUR)319 ····· 193
CC–LINK (PVC)322/(PUR)323 ····· 195
DEVICE NET (PVC)320/(PUR)321 ····· 196
PROFIBUS DP (PVC)311/(PUR)312 ····· 198
PROFIBUS PA (PVC)313/(PUR)315 ····· 200
PROFINET (PVC)316/(PUR)317 ····· 201

CE HIGH TEMPERATURE CABLES 202-215

SILICONE INSULATED GLASS FIBER & GALVANIZED STEEL WIRE SiHF GLS 730 ····· 202
SILICONE CONTROL CABLE SiHF 710 ····· 204
SILICONE CONTROL CABLE SHIELDED SiHF–C 715 ····· 206
TEAR RESISTANT SILICONE CONTROL CABLE SiHF EWKF 720 ····· 208
TEAR RESISTANT SILICONE CONTROL CABLE SHIELDED SiHF EWKF–C 725 ····· 210
SILICONE SINGLE WIRE SiF SiF GL 709/729 ····· 212
FLUOROPLASTIC SINGLE WIRE UL 1330/1331 ····· 214
FLUOROPLASTIC SINGLE WIRE UL 1332/1333 ····· 215

TÜV SOLAR CABLE 216-223

SINGLE SOLAR CABLE PV1–F 411 ····· 216
TWIN SOLAR CABLE PV1–F 511 ····· 218
SINGLE SOLAR CABLE EN50618 H1Z2Z2–K 111 ····· 220
TWIN SOLAR CABLE EN50618 H1Z2Z2–K 311 ····· 222

CABLE GLAND 224-233

NYLON CABLE GLAND ····· 224
NYLON CABLE GLAND WITH LONGER THREAD ····· 227
BRASS CABLE GLAND ····· 229
BRASS CABLE GLAND WITH LONGER THREAD ····· 232



Contents 目录

THE ATTACHMENT 234-246

PLASTIC DOME PLUG ····· 234
BRASS DOME PLUG ····· 236
NYLON ENLARGER ····· 239
BRASS ENLARGER ····· 241

CONDUITS 247-264

CONDUITS PA6 ····· 247
CONDUITS PA6–V ····· 249
CONDUITS PE ····· 251
CONDUITS PP ····· 253
PLASTIC STRAIGHT CONNECTOR ····· 255
PLASTIC ELBOW CONNECTOR ····· 257
TUBING CLAMP WITH COVER ····· 259
TUBING CLAMP ····· 260
PLASTIC COUPLING ····· 261
PLASTIC Y DISTRIBUTOR ····· 262
PLASTIC T DISTRIBUTOR ····· 263
OPENABLE Y–DISTRIBUTOR ····· 264

METAL FLEXIBLE PIPES 265-268

PLASTIC COATED METAL FLEXIBLE PIPES ····· 265
FLAT PLASTIC COATED METAL FLEXIBLE PIPES ····· 266
END STYLE UNION ····· 267
INNER THREADED UNION ····· 268

PVC CONTROL CABLE YY 101



Application

Cardiffcable YY 101 is suitable for free but not continuously moving applications, without tensile stress and without defined cable routing. It can be used as a connection cable for machine tools, plant and appliances, as well as in heating, air refrigeration systems. Suitable for use in dry, humid and wet rooms. The outer sheath, based on PVC, is largely resistant to acids and oil, it is free of silicone and lacquer damaging substances.

Recommended: Cardiffcable CY series, when there is external electromagnetic interference.

Construction

Conductor: Fine strands of bare copper, acc. To DIN VDE 0295 class 5 resp. IEC 60228 cl.5

Insulation: PVC

Insulation colour:

JZ Black core with white numbers and GN/YE

JB Color core and GN/YE

OZ Black core with white numbers

OB Color core

Outer sheath: Special PVC compound

Sheath colour: Grey, RAL 7001

Technical data

Rated voltage: 300/500V

Test voltage: 2000V

Insulation resistance: ⩾20MΩ・km (20℃)

Bending radius: Flexible applicatin:15x cable diameter

Fixed installation:4 x cable diameter

Temperature range: Flexible application: −5℃ to +70℃

Fixed installation: −20℃ to +70℃

Temperature resistant material:

Flexible application: −10℃ to +90℃

Fixed installation: −40℃ to +105℃

Burning behavior: Self−extinguishing &flame−retardant acc. to IEC 60332−1

Remarks

** represent the core colour

JZ code：01 OZ code：02

JB code：03 OB code：04

Part No.	Cores No.+area (mm²)	Approx. Diameter (mm)	Approx. Weight (kg/km)
101 0050 002 **	2 x 0.5	5.7	46.3
101 0005 003 **	3 x 0.5	6.1	55.1
101 0005 004 **	4 x 0.5	6.7	67.4
101 0005 005 **	5 x 0.5	7.5	80.8
101 0005 006 **	6 x 0.5	8.2	94.9
101 0005 007 **	7 x 0.5	8.2	104.0
101 0005 008 **	8 x 0.5	8.9	118.4
101 0005 009 **	9 x 0.5	9.9	136.4
101 0005 010 **	10 x 0.5	10.7	155.2
101 0005 012 **	12 x 0.5	11.0	174.9
101 0005 014 **	14 x 0.5	11.7	198.3
101 0005 016 **	16 x 0.5	12.4	222.9
101 0005 018 **	18 x 0.5	13.1	248.3
101 0005 020 **	20 x 0.5	13.5	268.8
101 0005 021 **	21 x 0.5	13.9	283.5
101 0005 024 **	24 x 0.5	15.6	333.5
101 0005 025 **	25 x 0.5	16.0	348.9
101 0005 027 **	27 x 0.5	16.0	363.8
101 0005 030 **	30 x 0.5	16.6	398.3
101 0005 032 **	32 x 0.5	17.3	428.3
101 0005 036 **	36 x 0.5	18.0	471.0
101 0007 002 **	2 x 0.75	6.2	56.8
101 0007 003 **	3 x 0.75	6.6	68.4
101 0007 004 **	4 x 0.75	7.3	84.2
101 0007 005 **	5 x 0.75	8.1	101.3
101 0007 006 **	6 x 0.75	8.9	119.3
101 0007 007 **	7 x 0.75	8.9	131.4
101 0007 008 **	8 x 0.75	9.7	149.6
101 0007 009 **	9 x 0.75	10.8	172.3
101 0007 010 **	10 x 0.75	11.6	195.9
101 0007 012 **	12 x 0.75	12.0	221.7
101 0007 014 **	14 x 0.75	12.7	252.0
101 0007 016 **	16 x 0.75	13.5	283.7
101 0007 018 **	18 x 0.75	14.3	316.4
101 0007 020 **	20 x 0.75	14.7	343.2
101 0007 021 **	21 x 0.75	15.1	362.0
101 0007 024 **	24 x 0.75	17.0	425.1
101 0007 025 **	25 x 0.75	17.4	444.7
101 0007 027 **	27 x 0.75	17.4	464.9
101 0007 030 **	30 x 0.75	18.1	509.7
101 0007 032 **	32 x 0.75	18.9	547.8
101 0007 036 **	36 x 0.75	19.7	603.5
101 0010 002 **	2 x 1.0	6.6	66.7
101 0010 003 **	3 x 1.0	7.1	81.1
101 0010 004 **	4 x 1.0	7.8	100.2
101 0010 005 **	5 x 1.0	8.7	120.8
101 0010 006 **	6 x 1.0	9.5	142.5
101 0010 007 **	7 x 1.0	9.5	157.4
101 0010 008 **	8 x 1.0	10.4	179.4
101 0010 009 **	9 x 1.0	11.6	206.5
101 0010 010 **	10 x 1.0	12.4	234.6
101 0010 012 **	12 x 1.0	12.9	266.3
101 0010 014 **	14 x 1.0	13.6	303.2
101 0010 016 **	16 x 1.0	14.5	341.8
101 0010 018 **	18 x 1.0	15.3	381.4
101 0010 020 **	20 x 1.0	15.8	414.3
101 0010 021 **	21 x 1.0	16.2	436.9
101 0010 024 **	24 x 1.0	18.2	512.6
101 0010 025 **	25 x 1.0	18.7	536.1
101 0010 027 **	27 x 1.0	18.7	561.4
101 0010 030 **	30 x 1.0	19.5	616.1
101 0010 032 **	32 x 1.0	20.3	662.0
101 0010 036 **	36 x 1.0	21.2	730.3
101 0015 002 **	2 x 1.5	7.7	92.3
101 0015 003 **	3 x 1.5	8.2	112.8
101 0015 004 **	4 x 1.5	9.1	140.0
101 0015 005 **	5 x 1.5	10.1	169.2
101 0015 006 **	6 x 1.5	11.2	199.8
101 0015 007 **	7 x 1.5	11.2	221.3
101 0015 008 **	8 x 1.5	12.2	252.4
101 0015 009 **	9 x 1.5	13.6	290.6
101 0015 010 **	10 x 1.5	14.6	330.4
101 0015 012 **	12 x 1.5	15.2	375.8
101 0015 014 **	14 x 1.5	16.1	428.4

Part No.	Cores No.+area (mm²)	Approx. Diameter (mm)	Approx. Weight (kg/km)
101 0015 016 **	16 x 1.5	17.1	483.4
101 0015 018 **	18 x 1.5	18.1	539.8
101 0015 019 **	19 x 1.5	18.1	561.3
101 0015 020 **	20 x 1.5	18.6	586.9
101 0015 021 **	21 x 1.5	19.1	619.1
101 0015 024 **	24 x 1.5	21.6	726.4
101 0015 025 **	25 x 1.5	22.1	759.9
101 0015 027 **	27 x 1.5	22.1	796.5
101 0015 030 **	30 x 1.5	23.0	874.6
101 0015 032 **	32 x 1.5	24.0	939.9
101 0015 036 **	36 x 1.5	25.0	1037.6
101 0025 002 **	2 x 2.5	9.2	137.6
101 0025 003 **	3 x 2.5	9.9	169.9
101 0025 004 **	4 x 2.5	11.0	211.8
101 0025 005 **	5 x 2.5	12.2	256.8
101 0025 006 **	6 x 2.5	13.5	303.8
101 0025 007 **	7 x 2.5	13.5	337.8
101 0025 008 **	8 x 2.5	14.7	385.7
101 0025 009 **	9 x 2.5	16.4	443.8
101 0025 010 **	10 x 2.5	17.7	504.5
101 0025 012 **	12 x 2.5	18.3	575.9
101 0025 014 **	14 x 2.5	19.4	657.7
101 0025 016 **	16 x 2.5	20.7	743.0
101 0025 018 **	18 x 2.5	21.9	830.5
101 0025 020 **	20 x 2.5	22.6	904.3
101 0025 021 **	21 x 2.5	23.2	954.0
101 0025 024 **	24 x 2.5	26.1	1118.6
101 0025 025 **	25 x 2.5	26.8	1170.2
101 0025 027 **	27 x 2.5	26.8	1228.5
101 0025 030 **	30 x 2.5	27.9	1350.4
101 0025 032 **	32 x 2.5	29.1	1451.2
101 0025 036 **	36 x 2.5	30.4	1604.0
101 0040 002 **	2 x 4	11.0	199.4
101 0040 003 **	3 x 4	11.8	247.7
101 0040 004 **	4 x 4	13.1	309.9
101 0040 005 **	5 x 4	14.6	376.4
101 0040 007 **	7 x 4	16.1	497.0
101 0060 002 **	2 x 6	12.6	271.8
101 0060 003 **	3 x 6	13.5	340.1
101 0060 004 **	4 x 6	15.1	427.0
101 0060 005 **	5 x 6	16.8	519.6
101 0060 007 **	7 x 6	18.5	688.8
101 0100 003 **	3 x 10	17.5	567.6
101 0100 004 **	4 x 10	19.6	713.4
101 0100 005 **	5 x 10	21.8	869.0
101 0100 007 **	7 x 10	24.1	1153.6
101 0160 003 **	3 x 16	19.8	804.0
101 0160 004 **	4 x 16	22.1	1017.2
101 0160 005 **	5 x 16	24.6	1243.1
101 0160 007 **	7 x 16	27.2	1661.1
101 0250 003 **	3 x 25	24.8	1249.0
101 0250 004 **	4 x 25	27.7	1580.6
101 0250 005 **	5 x 25	30.9	1932.2
101 0250 007 **	7 x 25	34.2	2583.2
101 0350 003 **	3 x 35	27.8	1652.2
101 0350 004 **	4 x 35	31.0	2097.0
101 0350 005 **	5 x 35	34.6	2567.3
101 0350 007 **	7 x 35	38.4	3442.2
101 0500 003 **	3 x 50	33.3	2354.3
101 0500 004 **	4 x 50	37.2	2988.4
101 0500 005 **	5 x 50	41.5	3659.2
101 0500 007 **	7 x 50	46.0	4907.3
101 0700 003 **	3 x 70	37.8	3143.4
101 0700 004 **	4 x 70	42.2	3998.1
101 0700 005 **	5 x 70	47.2	4900.1
101 0950 003 **	3 x 95	43.8	4250.0
101 0950 004 **	4 x 95	49.0	5408.7
101 0950 005 **	5 x 95	54.7	6631.2
101 1200 003 **	3 x 120	48.3	5262.4
101 1200 004 **	4 x 120	54.0	6703.8
101 1500 003 **	3 x 150	53.5	6527.9
101 1500 004 **	4 x 150	59.9	8320.5
101 1850 004 **	4 x 185	66.6	10268.4

Note: For more customized products of other specifications or special specifications, please call for consultation.

PVC CONTROL CABLE YY 116 0.6/1KV



Application

Cardiffcable YY 116 is suitable for free but not continuously moving applications, without tensile stress and without defined cable routing. It can be used as a connection cable for machine tools, plant and appliances, as well as in heating, air refrigeration systems. YY116 is applied for greater voltage. Suitable for use in dry, humid and wet rooms. Outdoor use but no laying underground. The outer sheath, based on PVC, is largely resistant to acids and oil, it is free of silicone and lacquer damaging substances.

Construction

Conductor: Fine strands of bare copper, acc. To DIN VDE 0295 class 5 resp. IEC 60228 cl.5
Insulation: PVC
Insulation colour:

JZ Black core with white numbers and GN/YE
JB Color core and GN/YE
OZ Black core with white numbers
OB Color core

Outer sheath: Special PVC compound
Sheath colour: Black, RAL 9005

Technical data

Rated voltage: 0.6/1KV
Test voltage: 3500V
Insulation resistance: ⩾20MΩ・km (20℃)
Bending radius: Flexible applicatin:15x cable diameter
Fixed installation:4 x cable diameter
Temperature range: Flexible application: −5℃ to +70℃
Fixed installation: −20℃ to +70℃
Temperature resistant material:
Flexible application: −10℃ to +90℃
Fixed installation: −40℃ to +105℃
Burning behavior: Self−extinguishing &flame−retardant acc. to IEC 60332−1

Remarks

** represent the core colour

JZ code：01 OZ code：02
JB code：03 OB code：04

Part No.	Cores No.+area (mm²)	Approx. Diameter (mm)	Approx. Weight (kg/km)
116 0007 002 **	2 x 0.75	9.1	108.2
116 0007 003 **	3 x 0.75	9.5	122.7
116 0007 004 **	4 x 0.75	10.2	142.9
116 0007 005 **	5 x 0.75	11.0	164.4
116 0007 006 **	6 x 0.75	11.8	186.7
116 0007 007 **	7 x 0.75	11.8	201.1
116 0007 008 **	8 x 0.75	12.6	223.3
116 0007 009 **	9 x 0.75	13.7	250.3
116 0007 010 **	10 x 0.75	14.5	278.4
116 0007 012 **	12 x 0.75	14.9	308.3
116 0007 014 **	14 x 0.75	15.7	343.1
116 0007 016 **	16 x 0.75	16.4	379.2
116 0007 018 **	18 x 0.75	17.3	415.9
116 0007 020 **	20 x 0.75	17.7	446.3
116 0007 021 **	21 x 0.75	18.1	467.7
116 0007 024 **	24 x 0.75	20.0	535.4
116 0007 025 **	25 x 0.75	20.4	556.9
116 0007 027 **	27 x 0.75	20.4	580.5
116 0007 030 **	30 x 0.75	21.1	630.2
116 0007 032 **	32 x 0.75	22.0	678.0
116 0007 036 **	36 x 0.75	23.0	745.9
116 0010 002 **	2 x 1.0	9.4	119.6
116 0010 003 **	3 x 1.0	9.9	136.9
116 0010 004 **	4 x 1.0	10.6	160.4
116 0010 005 **	5 x 1.0	11.4	185.5
116 0010 006 **	6 x 1.0	12.3	211.3
116 0010 007 **	7 x 1.0	12.3	228.9
116 0010 008 **	8 x 1.0	13.2	254.6
116 0010 009 **	9 x 1.0	14.4	285.6
116 0010 010 **	10 x 1.0	15.2	318.1
116 0010 012 **	12 x 1.0	15.7	354.0
116 0010 014 **	14 x 1.0	16.4	395.3
116 0010 016 **	16 x 1.0	17.3	438.0
116 0010 018 **	18 x 1.0	18.1	481.2
116 0010 020 **	20 x 1.0	18.6	517.6
116 0010 021 **	21 x 1.0	19.0	542.7
116 0010 024 **	24 x 1.0	21.0	621.2
116 0010 025 **	25 x 1.0	21.6	650.1
116 0010 027 **	27 x 1.0	21.6	679.0
116 0010 030 **	30 x 1.0	22.4	744.6
116 0010 032 **	32 x 1.0	23.4	800.9
116 0010 036 **	36 x 1.0	24.4	882.0
116 0015 002 **	2 x 1.5	10.0	139.2
116 0015 003 **	3 x 1.5	10.5	161.4
116 0015 004 **	4 x 1.5	11.3	191.0
116 0015 005 **	5 x 1.5	12.2	222.3
116 0015 006 **	6 x 1.5	13.1	254.4
116 0015 007 **	7 x 1.5	13.1	277.4
116 0015 008 **	8 x 1.5	14.1	309.4
116 0015 009 **	9 x 1.5	15.4	347.6
116 0015 010 **	10 x 1.5	16.3	387.8
116 0015 012 **	12 x 1.5	16.8	434.3
116 0015 014 **	14 x 1.5	17.6	487.1
116 0015 016 **	16 x 1.5	18.6	541.5
116 0015 018 **	18 x 1.5	19.5	596.6
116 0015 019 **	19 x 1.5	19.5	619.5
116 0015 020 **	20 x 1.5	20.0	643.8
116 0015 021 **	21 x 1.5	20.5	675.4
116 0015 024 **	24 x 1.5	22.9	787.9
116 0015 025 **	25 x 1.5	23.5	824.4
116 0015 027 **	27 x 1.5	23.5	863.0
116 0015 030 **	30 x 1.5	24.5	947.3
116 0015 032 **	32 x 1.5	25.5	1018.6
116 0015 036 **	36 x 1.5	26.6	1123.6
116 0025 002 **	2 x 2.5	10.9	176.4
116 0025 003 **	3 x 2.5	11.4	208.8
116 0025 004 **	4 x 2.5	12.4	250.3
116 0025 005 **	5 x 2.5	13.4	293.9
116 0025 006 **	6 x 2.5	14.5	338.6
116 0025 007 **	7 x 2.5	14.5	372.6
116 0025 008 **	8 x 2.5	15.6	417.1
116 0025 009 **	9 x 2.5	17.1	469.2
116 0025 010 **	10 x 2.5	18.2	524.4
116 0025 012 **	12 x 2.5	18.7	592.4

Part No.	Cores No.+area (mm²)	Approx. Diameter (mm)	Approx. Weight (kg/km)
116 0025 014 **	14 x 2.5	19.7	668.2
116 0025 016 **	16 x 2.5	20.7	743.0
116 0025 018 **	18 x 2.5	21.9	830.5
116 0025 020 **	20 x 2.5	22.6	904.3
116 0025 021 **	21 x 2.5	23.2	954.0
116 0025 024 **	24 x 2.5	26.1	1118.6
116 0025 025 **	25 x 2.5	26.8	1170.2
116 0025 027 **	27 x 2.5	26.8	1228.5
116 0025 030 **	30 x 2.5	27.9	1350.4
116 0025 032 **	32 x 2.5	29.1	1451.2
116 0025 036 **	36 x 2.5	30.4	1604.0
116 0040 002 **	2 x 4	12.4	237.9
116 0040 003 **	3 x 4	13.1	285.3
116 0040 004 **	4 x 4	14.2	345.3
116 0040 005 **	5 x 4	15.5	408.3
116 0040 007 **	7 x 4	16.8	523.7
116 0060 002 **	2 x 6	13.8	308.2
116 0060 003 **	3 x 6	14.6	374.7
116 0060 004 **	4 x 6	15.9	457.3
116 0060 005 **	5 x 6	17.4	543.7
116 0060 007 **	7 x 6	18.9	704.3
116 0100 003 **	3 x 10	18.0	588.2
116 0100 004 **	4 x 10	19.8	723.2
116 0100 005 **	5 x 10	21.8	869.0
116 0100 007 **	7 x 10	24.1	1153.6
116 0160 003 **	3 x 16	20.0	812.5
116 0160 004 **	4 x 16	22.1	1017.2
116 0160 005 **	5 x 16	24.6	1243.1
116 0160 007 **	7 x 16	27.2	1661.1
116 0250 003 **	3 x 25	24.8	1249.0
116 0250 004 **	4 x 25	27.7	1580.6
116 0250 005 **	5 x 25	30.9	1932.2
116 0250 007 **	7 x 25	34.2	2583.2
116 0350 003 **	3 x 35	27.8	1652.2
116 0350 004 **	4 x 35	31.0	2097.0
116 0350 005 **	5 x 35	34.6	2567.3
116 0350 007 **	7 x 35	38.4	3442.2
116 0500 003 **	3 x 50	33.3	2354.3
116 0500 004 **	4 x 50	37.2	2988.4
116 0500 005 **	5 x 50	41.5	3659.2
116 0500 007 **	7 x 50	46.0	4907.3
116 0700 003 **	3 x 70	37.8	3143.4
116 0700 004 **	4 x 70	42.2	3998.1
116 0700 005 **	5 x 70	47.2	4900.1
116 0950 003 **	3 x 95	43.8	4250.0
116 0950 004 **	4 x 95	49.0	5408.7
116 0950 005 **	5 x 95	54.7	6631.2
116 1200 003 **	3 x 120	48.3	5262.4
116 1200 004 **	4 x 120	54.0	6703.8
116 1500 003 **	3 x 150	53.5	6527.9
116 1500 004 **	4 x 150	59.9	8320.5
116 1850 004 **	4 x 185	66.6	10268.4

Note: For more customized products of other specifications or special specifications, please call for consultation.

PVC CONTROL CABLE SHIELDED CY 102



Application

Cardiffcable CY 102 is suitable for free but not continuously moving applications, without tensile stress and without defined cable routing. It can be used as a connection cable for conveyor, transport systems, Servo drives, it also can be used in EMC–sensitive environments. Suitable for use in dry, humid and wet rooms. The outer sheath, based on PVC, is largely resistant to acids and oil, it is free of silicone and lacquer damaging substances.

Construction

Conductor: Fine strands of bare copper, acc. To DIN VDE 0295 class 5 resp. IEC 60228 cl.5
Insulation: PVC
Insulation colour:

JZ Black core with white numbers and GN/YE
JB Color core and GN/YE
OZ Black core with white numbers
OB Color core

Shield: Tinned copper braid
Outer sheath: Special PVC compound
Sheath colour: Grey, RAL 7001

Technical data

Rated voltage: 300/500V
Test voltage: 2000V
Insulation resistance: ⩾20MΩ・km (20℃)
Bending radius: Flexible applicatin:20 x cable diameter
Fixed installation:6 x cable diameter
Temperature range: Flexible application: –5℃ to +70℃
Fixed installation: –20℃ to +70℃
Temperature resistant material:
Flexible application: –10℃ to +90℃
Fixed installation: –40℃ to +105℃
Burning behavior: Self–extinguishing &flame–retardant acc. to IEC 60332–1

Remarks

** represent the core colour

JZ code：01 OZ code：02
JB code：03 OB code：04

Part No.	Cores No.+area (mm²)	Approx. Diameter (mm)	Approx. Weight (kg/km)
102 0005 002 **	2 x 0.5	6.5	57.7
102 0005 003 **	3 x 0.5	6.9	70.1
102 0005 004 **	4 x 0.5	7.5	85.0
102 0005 005 **	5 x 0.5	8.2	100.8
102 0005 006 **	6 x 0.5	9.0	117.2
102 0005 007 **	7 x 0.5	9.0	126.2
102 0005 008 **	8 x 0.5	9.7	143.0
102 0005 009 **	9 x 0.5	10.7	162.8
102 0005 010 **	10 x 0.5	11.4	180.4
102 0005 012 **	12 x 0.5	11.8	202.9
102 0005 014 **	14 x 0.5	12.5	228.7
102 0005 016 **	16 x 0.5	13.2	255.6
102 0005 018 **	18 x 0.5	13.9	283.2
102 0005 020 **	20 x 0.5	14.3	306.3
102 0005 021 **	21 x 0.5	14.6	320.2
102 0005 024 **	24 x 0.5	16.3	371.7
102 0005 025 **	25 x 0.5	16.7	386.3
102 0005 027 **	27 x 0.5	16.7	404.3
102 0005 030 **	30 x 0.5	17.4	441.1
102 0005 032 **	32 x 0.5	18.3	492.8
102 0005 036 **	36 x 0.5	18.8	517.9
102 0007 002 **	2 x 0.75	7.0	67.8
102 0007 003 **	3 x 0.75	7.4	83.6
102 0007 004 **	4 x 0.75	8.1	102.2
102 0007 005 **	5 x 0.75	8.9	121.9
102 0007 006 **	6 x 0.75	9.7	142.3
102 0007 007 **	7 x 0.75	9.7	154.2
102 0007 008 **	8 x 0.75	10.5	175.0
102 0007 009 **	9 x 0.75	11.6	199.4
102 0007 010 **	10 x 0.75	12.4	221.2
102 0007 012 **	12 x 0.75	12.8	250.2
102 0007 014 **	14 x 0.75	13.5	283.1
102 0007 016 **	16 x 0.75	14.3	317.2
102 0007 018 **	18 x 0.75	15.1	352.2
102 0007 020 **	20 x 0.75	15.5	381.9
102 0007 021 **	21 x 0.75	15.9	399.5
102 0007 024 **	24 x 0.75	18.0	486.1
102 0007 025 **	25 x 0.75	18.4	505.1
102 0007 027 **	27 x 0.75	18.4	529.0
102 0007 030 **	30 x 0.75	19.1	577.0
102 0007 032 **	32 x 0.75	19.9	614.6
102 0007 036 **	36 x 0.75	20.7	677.1
102 0010 002 **	2 x 1.0	7.4	77.2
102 0010 003 **	3 x 1.0	7.8	96.2
102 0010 004 **	4 x 1.0	8.6	118.4
102 0010 005 **	5 x 1.0	9.4	141.7
102 0010 006 **	6 x 1.0	10.3	165.9
102 0010 007 **	7 x 1.0	10.3	180.7
102 0010 008 **	8 x 1.0	11.2	205.3
102 0010 009 **	9 x 1.0	12.3	233.9
102 0010 010 **	10 x 1.0	13.2	259.6
102 0010 012 **	12 x 1.0	13.6	295.0
102 0010 014 **	14 x 1.0	14.4	334.6
102 0010 016 **	16 x 1.0	15.2	375.6
102 0010 018 **	18 x 1.0	16.1	417.6
102 0010 020 **	20 x 1.0	16.5	453.7
102 0010 021 **	21 x 1.0	17.0	474.8
102 0010 024 **	24 x 1.0	19.2	575.0
102 0010 025 **	25 x 1.0	19.7	597.7
102 0010 027 **	27 x 1.0	19.7	627.2
102 0010 030 **	30 x 1.0	20.4	685.2
102 0010 032 **	32 x 1.0	21.2	730.2
102 0010 036 **	36 x 1.0	22.1	805.9
102 0015 002 **	2 x 1.5	8.5	102.0
102 0015 003 **	3 x 1.5	9.1	129.1
102 0015 004 **	4 x 1.5	10.0	160.3
102 0015 005 **	5 x 1.5	11.0	193.1
102 0015 006 **	6 x 1.5	12.0	227.0
102 0015 007 **	7 x 1.5	12.0	248.7
102 0015 008 **	8 x 1.5	13.0	283.3
102 0015 009 **	9 x 1.5	14.4	323.2
102 0015 010 **	10 x 1.5	15.5	359.3

Note: For more customized products of other specifications or special specifications, please call for consultation.

Part No.	Cores No.+area (mm²)	Approx. Diameter (mm)	Approx. Weight (kg/km)
102 0015 012 **	12 x 1.5	16.0	410.3
102 0015 014 **	14 x 1.5	16.9	467.0
102 0015 016 **	16 x 1.5	18.1	548.1
102 0015 018 **	18 x 1.5	19.2	609.5
102 0015 020 **	20 x 1.5	19.7	662.2
102 0015 021 **	21 x 1.5	20.2	693.1
102 0015 024 **	24 x 1.5	22.6	804.1
102 0015 025 **	25 x 1.5	23.2	836.4
102 0015 027 **	27 x 1.5	23.2	879.7
102 0015 030 **	30 x 1.5	24.3	993.5
102 0015 032 **	32 x 1.5	25.3	1058.8
102 0015 036 **	36 x 1.5	26.3	1169.1
102 0025 002 **	2 x 2.5	10.4	148.3
102 0025 003 **	3 x 2.5	11.1	190.8
102 0025 004 **	4 x 2.5	12.3	239.3
102 0025 005 **	5 x 2.5	13.5	290.1
102 0025 006 **	6 x 2.5	14.8	342.7
102 0025 007 **	7 x 2.5	14.8	377.5
102 0025 008 **	8 x 2.5	16.2	431.1
102 0025 009 **	9 x 2.5	18.2	515.3
102 0025 010 **	10 x 2.5	19.5	573.1
102 0025 012 **	12 x 2.5	20.2	654.9
102 0025 014 **	14 x 2.5	21.3	745.8
102 0025 016 **	16 x 2.5	22.6	839.8
102 0025 018 **	18 x 2.5	23.9	935.9
102 0025 020 **	20 x 2.5	24.8	1050.8
102 0025 021 **	21 x 2.5	25.4	1100.0
102 0025 024 **	24 x 2.5	28.5	1276.9
102 0025 025 **	25 x 2.5	29.2	1328.4
102 0025 027 **	27 x 2.5	29.2	1398.0
102 0025 030 **	30 x 2.5	30.3	1531.3
102 0025 032 **	32 x 2.5	31.6	1633.6
102 0025 036 **	36 x 2.5	32.9	1808.1
102 0040 002 **	2 x 4	11.8	197.1
102 0040 003 **	3 x 4	12.6	257.8
102 0040 004 **	4 x 4	13.9	326.0
102 0040 005 **	5 x 4	15.4	397.2
102 0040 007 **	7 x 4	16.9	521.8
102 0060 002 **	2 x 6	13.4	261.9
102 0060 003 **	3 x 6	14.4	347.3
102 0060 004 **	4 x 6	15.9	442.3
102 0060 005 **	5 x 6	17.6	541.0
102 0060 007 **	7 x 6	19.6	740.6
102 0100 003 **	3 x 10	18.6	575.8
102 0100 004 **	4 x 10	20.6	734.0
102 0100 005 **	5 x 10	22.8	898.7
102 0100 007 **	7 x 10	25.4	1222.8
102 0160 003 **	3 x 16	20.8	799.9
102 0160 004 **	4 x 16	23.1	1027.5
102 0160 005 **	5 x 16	25.9	1295.9
102 0160 007 **	7 x 16	28.5	1725.1
102 0250 003 **	3 x 25	27.4	1156.7
102 0250 004 **	4 x 25	30.8	1513.1
102 0250 005 **	5 x 25	34.2	1864.8
102 0250 007 **	7 x 25	41.4	2607.6
102 0350 003 **	3 x 35	30.1	1506.7
102 0350 004 **	4 x 35	33.7	1968.8
102 0350 005 **	5 x 35	37.3	2428.1
102 0350 007 **	7 x 35	45.3	3409.8
102 0500 003 **	3 x 50	36.6	2138.2
102 0500 004 **	4 x 50	40.8	2785.2
102 0500 005 **	5 x 50	45.4	3449.8
102 0500 007 **	7 x 50	54.9	4820.5
102 0700 003 **	3 x 70	40.3	2811.1
102 0700 004 **	4 x 70	44.8	3668.4
102 0700 005 **	5 x 70	50.0	4567.3
102 0950 003 **	3 x 95	46.6	3776.3
102 0950 004 **	4 x 95	51.9	4921.5
102 0950 005 **	5 x 95	57.8	6115.9
102 1200 003 **	3 x 120	53.3	4720.6
102 1200 004 **	4 x 120	59.6	6197.1
102 1500 003 **	3 x 150	56.9	5782.0
102 1500 004 **	4 x 150	63.4	7562.2
102 1850 004 **	4 x 185	70.2	9294.6

PVC CONTROL CABLE SHIELDED 2–CY 112



Application

Cardiffcable 2–CY 112 is suitable for free but not continuously moving applications, without tensile stress and without defined cable routing. It can be used as a connection cable for conveyor, transport systems, Servo drives, it also can be used in EMC–sensitive environments. Suitable for use in dry, humid and wet rooms. Inner sheath provide additional mechanical protection. The outer sheath, based on PVC, is largely resistant to acids and oil, it is free of silicone and lacquer damaging substances.

Construction

Conductor: Fine strands of bare copper, acc. To DIN VDE 0295 class 5 resp. IEC 60228 cl.5
Insulation: PVC
Insulation colour:

JZ Black core with white numbers and GN/YE
JB Color core and GN/YE
OZ Black core with white numbers
OB Color core

Inner sheath: PVC
Shield: Tinned copper braid
Outer sheath: Special PVC compound
Sheath colour: Grey, RAL 7001 or transparent

Technical data

Rated voltage: 300/500V
Test voltage: 2000V
Insulation resistance: ⩾20MΩ・km (20℃)
Bending radius: Flexible applicatin:20 x cable diameter
Fixed installation:6 x cable diameter
Temperature range: Flexible application: –5℃ to +70℃
Fixed installation: –20℃ to +70℃
Temperature resistant material:
Flexible application: –10℃ to +90℃
Fixed installation: –40℃ to +105℃
Burning behavior: Self–extinguishing &flame–retardant acc. to IEC 60332–1

Remarks

** represent the core colour

JZ code：01 OZ code：02
JB code：03 OB code：04

Part No.	Cores No.+area (mm²)	Approx. Diameter (mm)	Approx. Weight (kg/km)
112 0005 002 **	2 x 0.5	8.1	99.4
112 0005 003 **	3 x 0.5	8.5	111.5
112 0005 004 **	4 x 0.5	9.2	129.3
112 0005 005 **	5 x 0.5	9.9	148.9
112 0005 006 **	6 x 0.5	10.7	169.7
112 0005 007 **	7 x 0.5	10.7	178.8
112 0005 008 **	8 x 0.5	11.5	199.9
112 0005 009 **	9 x 0.5	12.5	227.1
112 0005 010 **	10 x 0.5	13.3	252.8
112 0005 012 **	12 x 0.5	13.6	276.1
112 0005 014 **	14 x 0.5	14.3	305.7
112 0005 016 **	16 x 0.5	15.0	337.2
112 0005 018 **	18 x 0.5	15.8	369.9
112 0005 020 **	20 x 0.5	16.2	394.2
112 0005 021 **	21 x 0.5	16.6	412.5
112 0005 024 **	24 x 0.5	18.4	480.2
112 0005 025 **	25 x 0.5	18.8	499.6
112 0005 027 **	27 x 0.5	18.8	514.5
112 0005 030 **	30 x 0.5	19.4	555.8
112 0005 032 **	32 x 0.5	20.4	618.8
112 0005 036 **	36 x 0.5	20.9	644.0
112 0007 002 **	2 x 0.75	8.6	114.1
112 0007 003 **	3 x 0.75	9.1	129.3
112 0007 004 **	4 x 0.75	8.6	124.1
112 0007 005 **	5 x 0.75	10.6	175.3
112 0007 006 **	6 x 0.75	11.4	200.6
112 0007 007 **	7 x 0.75	11.4	212.7
112 0007 008 **	8 x 0.75	12.3	238.5
112 0007 009 **	9 x 0.75	13.4	271.4
112 0007 010 **	10 x 0.75	14.3	302.8
112 0007 012 **	12 x 0.75	14.7	332.6
112 0007 014 **	14 x 0.75	15.4	369.8
112 0007 016 **	16 x 0.75	16.2	409.2
112 0007 018 **	18 x 0.75	17.1	450.1
112 0007 020 **	20 x 0.75	17.5	481.2
112 0007 021 **	21 x 0.75	17.9	504.0
112 0007 024 **	24 x 0.75	20.1	612.3
112 0007 025 **	25 x 0.75	20.5	636.9
112 0007 027 **	27 x 0.75	20.5	657.1
112 0007 030 **	30 x 0.75	21.3	710.5
112 0007 032 **	32 x 0.75	22.1	758.2
112 0007 036 **	36 x 0.75	22.9	824.0
112 0010 002 **	2 x 1.0	9.1	127.5
112 0010 003 **	3 x 1.0	9.5	145.8
112 0010 004 **	4 x 1.0	10.3	171.7
112 0010 005 **	5 x 1.0	11.2	199.8
112 0010 006 **	6 x 1.0	12.1	229.4
112 0010 007 **	7 x 1.0	12.1	244.4
112 0010 008 **	8 x 1.0	13.0	274.6
112 0010 009 **	9 x 1.0	14.2	312.7
112 0010 010 **	10 x 1.0	15.1	349.4
112 0010 012 **	12 x 1.0	15.6	385.5
112 0010 014 **	14 x 1.0	16.4	430.0
112 0010 016 **	16 x 1.0	17.2	477.0
112 0010 018 **	18 x 1.0	18.1	525.6
112 0010 020 **	20 x 1.0	18.6	563.2
112 0010 021 **	21 x 1.0	19.0	590.2
112 0010 024 **	24 x 1.0	21.4	714.6
112 0010 025 **	25 x 1.0	21.8	743.7
112 0010 027 **	27 x 1.0	21.8	769.0
112 0010 030 **	30 x 1.0	22.6	833.1
112 0010 032 **	32 x 1.0	23.5	889.5
112 0010 036 **	36 x 1.0	24.4	968.9
112 0015 002 **	2 x 1.5	10.2	162.8
112 0015 003 **	3 x 1.5	10.8	188.1
112 0015 004 **	4 x 1.5	11.7	223.5
112 0015 005 **	5 x 1.5	12.7	261.9
112 0015 006 **	6 x 1.5	13.8	302.3
112 0015 007 **	7 x 1.5	13.8	323.9
112 0015 008 **	8 x 1.5	14.9	365.1
112 0015 009 **	9 x 1.5	16.3	416.9
112 0015 010 **	10 x 1.5	17.4	467.3
112 0015 012 **	12 x 1.5	17.9	518.2

Part No.	Cores No.+area (mm²)	Approx. Diameter (mm)	Approx. Weight (kg/km)
112 0015 014 **	14 x 1.5	18.9	580.2
112 0015 016 **	16 x 1.5	20.1	670.9
112 0015 018 **	18 x 1.5	21.2	739.9
112 0015 020 **	20 x 1.5	21.8	793.6
112 0015 021 **	21 x 1.5	22.3	832.1
112 0015 024 **	24 x 1.5	24.8	970.2
112 0015 025 **	25 x 1.5	25.4	1010.5
112 0015 027 **	27 x 1.5	25.4	1047.1
112 0015 030 **	30 x 1.5	26.5	1170.5
112 0015 032 **	32 x 1.5	27.6	1250.4
112 0015 036 **	36 x 1.5	28.6	1363.5
112 0025 002 **	2 x 2.5	11.8	222.1
112 0025 003 **	3 x 2.5	12.5	260.4
112 0025 004 **	4 x 2.5	13.6	312.7
112 0025 005 **	5 x 2.5	14.9	369.4
112 0025 006 **	6 x 2.5	16.2	429.0
112 0025 007 **	7 x 2.5	16.2	463.0
112 0025 008 **	8 x 2.5	17.5	523.7
112 0025 009 **	9 x 2.5	19.5	623.8
112 0025 010 **	10 x 2.5	20.8	699.8
112 0025 012 **	12 x 2.5	21.5	779.1
112 0025 014 **	14 x 2.5	22.6	874.6
112 0025 016 **	16 x 2.5	23.9	975.2
112 0025 018 **	18 x 2.5	25.2	1079.0
112 0025 020 **	20 x 2.5	26.1	1194.3
112 0025 021 **	21 x 2.5	26.8	1252.9
112 0025 024 **	24 x 2.5	29.8	1461.6
112 0025 025 **	25 x 2.5	30.5	1523.0
112 0025 027 **	27 x 2.5	30.5	1581.4
112 0025 030 **	30 x 2.5	31.6	1720.2
112 0025 032 **	32 x 2.5	32.9	1839.9
112 0025 036 **	36 x 2.5	34.2	2012.8
112 0040 002 **	2 x 4	13.1	286.3
112 0040 003 **	3 x 4	13.9	341.2
112 0040 004 **	4 x 4	15.2	414.0
112 0040 005 **	5 x 4	16.7	492.3
112 0040 007 **	7 x 4	18.2	624.8
112 0060 002 **	2 x 6	14.5	364.5
112 0060 003 **	3 x 6	15.4	440.5
112 0060 004 **	4 x 6	16.9	539.0
112 0060 005 **	5 x 6	18.6	644.5
112 0060 007 **	7 x 6	20.5	851.8
112 0100 003 **	3 x 10	19.2	705.7
112 0100 004 **	4 x 10	21.1	867.5
112 0100 005 **	5 x 10	23.2	1040.7
112 0100 007 **	7 x 10	25.7	1373.4
112 0160 003 **	3 x 16	22.0	985.7
112 0160 004 **	4 x 16	24.3	1222.0
112 0160 005 **	5 x 16	27.0	1507.7
112 0160 007 **	7 x 16	29.6	1954.8
112 0250 003 **	3 x 25	26.7	1485.9
112 0250 004 **	4 x 25	29.5	1847.8
112 0250 005 **	5 x 25	32.6	2232.8
112 0250 007 **	7 x 25	35.8	2915.4
112 0350 003 **	3 x 35	29.8	1927.3
112 0350 004 **	4 x 35	33.0	2408.9
112 0350 005 **	5 x 35	36.5	2919.8
112 0350 007 **	7 x 35	40.1	3834.4
112 0500 003 **	3 x 50	34.8	2657.1
112 0500 004 **	4 x 50	38.5	3333.3
112 0500 005 **	5 x 50	42.7	4049.9
112 0500 007 **	7 x 50	47.0	5340.5
112 0700 003 **	3 x 70	39.1	3482.9
112 0700 004 **	4 x 70	43.4	4387.0
112 0700 005 **	5 x 70	48.1	5342.7
112 0950 003 **	3 x 95	44.8	4636.6
112 0950 004 **	4 x 95	49.8	5854.4
112 0950 005 **	5 x 95	55.3	7140.9
112 1200 003 **	3 x 120	49.0	5671.3
112 1200 004 **	4 x 120	54.5	7177.9
112 1500 003 **	3 x 150	54.3	7001.3
112 1500 004 **	4 x 150	60.5	8872.2
112 1850 004 **	4 x 185	67.6	10672.5

Note: For more customized products of other specifications or special specifications, please call for consultation.

PVC CONTROL CABLE SHIELDED 2–CY(TR) 113 TRANSPARENT OUTER SHEATH



Application

Cardiffcable 2–CY(TR) 113 is suitable for free but not continuously moving applications, without tensile stress and without defined cable routing. It can be used as a connection cable for conveyor, transport systems, Servo drives, it also can be used in EMC–sensitive environments. Suitable for use in dry, humid and wet rooms. Inner sheath provide additional mechanical protection. The outer sheath, based on Transparent PVC, is largely resistant to acids and oil, it is free of silicone and lacquer damaging substances. Transparent outer sheath is very well.

Construction

Conductor: Fine strands of bare copper, acc. To DIN VDE 0295 class 5 resp. IEC 60228 cl.5
Insulation: PVC
Insulation colour:

JZ Black core with white numbers and GN/YE
JB Color core and GN/YE
OZ Black core with white numbers
OB Color core

Inner sheath: PVC
Shield: Tinned copper braid
Outer sheath: Special PVC compound
Sheath colour: Transparent

Technical data

Rated voltage: 300/500V
Test voltage: 2000V
Insulation resistance: ≥20MΩ・km (20℃)
Bending radius: Flexible applicatin:15x cable diameter
Fixed installation:6 x cable diameter
Temperature range: Flexible application: –5℃ to +70℃
Fixed installation: –20℃ to +70℃
Temperature resistant material:
Flexible application: –10℃ to +90℃
Fixed installation: –40℃ to +105℃
Burning behavior: Self–extinguishing &flame–retardant acc. to IEC 60332–1

Remarks

** represent the core colour

JZ code：01 OZ code：02
JB code：03 OB code：04

Part No.	Cores No.+area (mm²)	Approx. Diameter (mm)	Approx. Weight (kg/km)
113 0005 002 **	2 x 0.5	8.1	99.4
113 0005 003 **	3 x 0.5	8.5	111.5
113 0005 004 **	4 x 0.5	9.2	129.3
113 0005 005 **	5 x 0.5	9.9	148.9
113 0005 006 **	6 x 0.5	10.7	169.7
113 0005 007 **	7 x 0.5	10.7	178.8
113 0005 008 **	8 x 0.5	11.5	199.9
113 0005 009 **	9 x 0.5	12.5	227.1
113 0005 010 **	10 x 0.5	13.3	252.8
113 0005 012 **	12 x 0.5	13.6	276.1
113 0005 014 **	14 x 0.5	14.3	305.7
113 0005 016 **	16 x 0.5	15.0	337.2
113 0005 018 **	18 x 0.5	15.8	369.9
113 0005 020 **	20 x 0.5	16.2	394.2
113 0005 021 **	21 x 0.5	16.6	412.5
113 0005 024 **	24 x 0.5	18.4	480.2
113 0005 025 **	25 x 0.5	18.8	499.6
113 0005 027 **	27 x 0.5	18.8	514.5
113 0005 030 **	30 x 0.5	19.4	555.8
113 0005 032 **	32 x 0.5	20.4	618.8
113 0005 036 **	36 x 0.5	20.9	644.0
113 0007 002 **	2 x 0.75	8.6	114.1
113 0007 003 **	3 x 0.75	9.1	129.3
113 0007 004 **	4 x 0.75	8.6	124.1
113 0007 005 **	5 x 0.75	10.6	175.3
113 0007 006 **	6 x 0.75	11.4	200.6
113 0007 007 **	7 x 0.75	11.4	212.7
113 0007 008 **	8 x 0.75	12.3	238.5
113 0007 009 **	9 x 0.75	13.4	271.4
113 0007 010 **	10 x 0.75	14.3	302.8
113 0007 012 **	12 x 0.75	14.7	332.6
113 0007 014 **	14 x 0.75	15.4	369.8
113 0007 016 **	16 x 0.75	16.2	409.2
113 0007 018 **	18 x 0.75	17.1	450.1
113 0007 020 **	20 x 0.75	17.5	481.2
113 0007 021 **	21 x 0.75	17.9	504.0
113 0007 024 **	24 x 0.75	20.1	612.3
113 0007 025 **	25 x 0.75	20.5	636.9
113 0007 027 **	27 x 0.75	20.5	657.1
113 0007 030 **	30 x 0.75	21.3	710.5
113 0007 032 **	32 x 0.75	22.1	758.2
113 0007 036 **	36 x 0.75	22.9	824.0
113 0010 002 **	2 x 1.0	9.1	127.5
113 0010 003 **	3 x 1.0	9.5	145.8
113 0010 004 **	4 x 1.0	10.3	171.7
113 0010 005 **	5 x 1.0	11.2	199.8
113 0010 006 **	6 x 1.0	12.1	229.4
113 0010 007 **	7 x 1.0	12.1	244.4
113 0010 008 **	8 x 1.0	13.0	274.6
113 0010 009 **	9 x 1.0	14.2	312.7
113 0010 010 **	10 x 1.0	15.1	349.4
113 0010 012 **	12 x 1.0	15.6	385.5
113 0010 014 **	14 x 1.0	16.4	430.0
113 0010 016 **	16 x 1.0	17.2	477.0
113 0010 018 **	18 x 1.0	18.1	525.6
113 0010 020 **	20 x 1.0	18.6	563.2
113 0010 021 **	21 x 1.0	19.0	590.2
113 0010 024 **	24 x 1.0	21.4	714.6
113 0010 025 **	25 x 1.0	21.8	743.7
113 0010 027 **	27 x 1.0	21.8	769.0
113 0010 030 **	30 x 1.0	22.6	833.1
113 0010 032 **	32 x 1.0	23.5	889.5
113 0010 036 **	36 x 1.0	24.4	968.9
113 0015 002 **	2 x 1.5	10.2	162.8
113 0015 003 **	3 x 1.5	10.8	188.1
113 0015 004 **	4 x 1.5	11.7	223.5
113 0015 005 **	5 x 1.5	12.7	261.9
113 0015 006 **	6 x 1.5	13.8	302.3
113 0015 007 **	7 x 1.5	13.8	323.9
113 0015 008 **	8 x 1.5	14.9	365.1
113 0015 009 **	9 x 1.5	16.3	416.9
113 0015 010 **	10 x 1.5	17.4	467.3
113 0015 012 **	12 x 1.5	17.9	518.2

Part No.	Cores No.+area (mm²)	Approx. Diameter (mm)	Approx. Weight (kg/km)
113 0015 014 **	14 x 1.5	18.9	580.2
113 0015 016 **	16 x 1.5	20.1	670.9
113 0015 018 **	18 x 1.5	21.2	739.9
113 0015 020 **	20 x 1.5	21.8	793.6
113 0015 021 **	21 x 1.5	22.3	832.1
113 0015 024 **	24 x 1.5	24.8	970.2
113 0015 025 **	25 x 1.5	25.4	1010.5
113 0015 027 **	27 x 1.5	25.4	1047.1
113 0015 030 **	30 x 1.5	26.5	1170.5
113 0015 032 **	32 x 1.5	27.6	1250.4
113 0015 036 **	36 x 1.5	28.6	1363.5
113 0025 002 **	2 x 2.5	11.8	222.1
113 0025 003 **	3 x 2.5	12.5	260.4
113 0025 004 **	4 x 2.5	13.6	312.7
113 0025 005 **	5 x 2.5	14.9	369.4
113 0025 006 **	6 x 2.5	16.2	429.0
113 0025 007 **	7 x 2.5	16.2	463.0
113 0025 008 **	8 x 2.5	17.5	523.7
113 0025 009 **	9 x 2.5	19.5	623.8
113 0025 010 **	10 x 2.5	20.8	699.8
113 0025 012 **	12 x 2.5	21.5	779.1
113 0025 014 **	14 x 2.5	22.6	874.6
113 0025 016 **	16 x 2.5	23.9	975.2
113 0025 018 **	18 x 2.5	25.2	1079.0
113 0025 020 **	20 x 2.5	26.1	1194.3
113 0025 021 **	21 x 2.5	26.8	1252.9
113 0025 024 **	24 x 2.5	29.8	1461.6
113 0025 025 **	25 x 2.5	30.5	1523.0
113 0025 027 **	27 x 2.5	30.5	1581.4
113 0025 030 **	30 x 2.5	31.6	1720.2
113 0025 032 **	32 x 2.5	32.9	1839.9
113 0025 036 **	36 x 2.5	34.2	2012.8
113 0040 002 **	2 x 4	13.1	286.3
113 0040 003 **	3 x 4	13.9	341.2
113 0040 004 **	4 x 4	15.2	414.0
113 0040 005 **	5 x 4	16.7	492.3
113 0040 007 **	7 x 4	18.2	624.8
113 0060 002 **	2 x 6	14.5	364.5
113 0060 003 **	3 x 6	15.4	440.5
113 0060 004 **	4 x 6	16.9	539.0
113 0060 005 **	5 x 6	18.6	644.5
113 0060 007 **	7 x 6	20.5	851.8
113 0100 003 **	3 x 10	19.2	705.7
113 0100 004 **	4 x 10	21.1	867.5
113 0100 005 **	5 x 10	23.2	1040.7
113 0100 007 **	7 x 10	25.7	1373.4
113 0160 003 **	3 x 16	22.0	985.7
113 0160 004 **	4 x 16	24.3	1222.0
113 0160 005 **	5 x 16	27.0	1507.7
113 0160 007 **	7 x 16	29.6	1954.8
113 0250 003 **	3 x 25	26.7	1485.9
113 0250 004 **	4 x 25	29.5	1847.8
113 0250 005 **	5 x 25	32.6	2232.8
113 0250 007 **	7 x 25	35.8	2915.4
113 0350 003 **	3 x 35	29.8	1927.3
113 0350 004 **	4 x 35	33.0	2408.9
113 0350 005 **	5 x 35	36.5	2919.8
113 0350 007 **	7 x 35	40.1	3834.4
113 0500 003 **	3 x 50	34.8	2657.1
113 0500 004 **	4 x 50	38.5	3333.3
113 0500 005 **	5 x 50	42.7	4049.9
113 0500 007 **	7 x 50	47.0	5340.5
113 0700 003 **	3 x 70	39.1	3482.9
113 0700 004 **	4 x 70	43.4	4387.0
113 0700 005 **	5 x 70	48.1	5342.7
113 0950 003 **	3 x 95	44.8	4636.6
113 0950 004 **	4 x 95	49.8	5854.4
113 0950 005 **	5 x 95	55.3	7140.9
113 1200 003 **	3 x 120	49.0	5671.3
113 1200 004 **	4 x 120	54.5	7177.9
113 1500 003 **	3 x 150	54.3	7001.3
113 1500 004 **	4 x 150	60.5	8872.2
113 1850 004 **	4 x 185	66.8	10861.4

Note: For more customized products of other specifications or special specifications, please call for consultation.

PVC CONTROL CABLE STEEL WIRE SHIELDED SY 115 TRANSPARENT OUTER SHEATH



Application

Cardiffcable SY 115 is suitable for free but not continuously moving applications, without tensile stress and without defined cable routing. It can be used as a connection cable for conveyor, transport systems, Servo drives, it also can be used in EMC–sensitive environments. Suitable for use in dry, humid and wet rooms. Inner sheath provide additional mechanical protection. The outer sheath, based on PVC，its color is transparent, is largely resistant to acids and oil, it is free of silicone and lacquer damaging substances. Galvanized steel wire armoured, increase cable mechanical strength, make the cable has stronger ability to resist external electromagnetic interference and guarantee the stability of the cable system.

Construction

Conductor: Fine strands of bare copper, acc. To DIN VDE 0295 class 5 resp. IEC 60228 cl.5
Insulation: PVC
Insulation colour:
JZ Black core with white numbers and GN/YE
JB Color core and GN/YE
OZ Black core with white numbers
OB Color core
Inner sheath: PVC
Shield: Galvanized steel wire
Outer sheath: Special PVC compound
Sheath colour: Transparent

Technical data

Rated voltage: 300/500V
Test voltage: 2000V
Insulation resistance: ≥20MΩ・km (20℃)
Bending radius: Flexible applicatin:15x cable diameter
Fixed installation:6 x cable diameter
Temperature range: Flexible application: –5℃ to +70℃
Fixed installation: –20℃ to +70℃
Temperature resistant material:
Flexible application: –10℃ to +90℃
Fixed installation: –40℃ to +105℃
Burning behavior: Self–extinguishing &flame–retardant acc. to IEC 60332–1

Remarks

** represent the core colour

JZ code：01 OZ code：02
JB code：03 OB code：04

Part No.	Cores No.+area (mm²)	Approx. Diameter (mm)	Approx. Weight (kg/km)
115 0005 002 **	2 x 0.5	8.1	99.4
115 0005 003 **	3 x 0.5	8.5	111.5
115 0005 004 **	4 x 0.5	9.2	129.3
115 0005 005 **	5 x 0.5	9.9	148.9
115 0005 006 **	6 x 0.5	10.7	169.7
115 0005 007 **	7 x 0.5	10.7	178.8
115 0005 008 **	8 x 0.5	11.5	199.9
115 0005 009 **	9 x 0.5	12.5	227.1
115 0005 010 **	10 x 0.5	13.3	252.8
115 0005 012 **	12 x 0.5	13.6	276.1
115 0005 014 **	14 x 0.5	14.3	305.7
115 0005 016 **	16 x 0.5	15.0	337.2
115 0005 018 **	18 x 0.5	15.8	369.9
115 0005 020 **	20 x 0.5	16.2	394.2
115 0005 021 **	21 x 0.5	16.6	412.5
115 0005 024 **	24 x 0.5	18.4	480.2
115 0005 025 **	25 x 0.5	18.8	499.6
115 0005 027 **	27 x 0.5	18.8	514.5
115 0005 030 **	30 x 0.5	19.4	555.8
115 0005 032 **	32 x 0.5	20.4	618.8
115 0005 036 **	36 x 0.5	20.9	644.0
115 0007 002 **	2 x 0.75	8.6	114.1
115 0007 003 **	3 x 0.75	9.1	129.3
115 0007 004 **	4 x 0.75	8.6	124.1
115 0007 005 **	5 x 0.75	10.6	175.3
115 0007 006 **	6 x 0.75	11.4	200.6
115 0007 007 **	7 x 0.75	11.4	212.7
115 0007 008 **	8 x 0.75	12.3	238.5
115 0007 009 **	9 x 0.75	13.4	271.4
115 0007 010 **	10 x 0.75	14.3	302.8
115 0007 012 **	12 x 0.75	14.7	332.6
115 0007 014 **	14 x 0.75	15.4	369.8
115 0007 016 **	16 x 0.75	16.2	409.2
115 0007 018 **	18 x 0.75	17.1	450.1
115 0007 020 **	20 x 0.75	17.5	481.2
115 0007 021 **	21 x 0.75	17.9	504.0
115 0007 024 **	24 x 0.75	20.1	612.3
115 0007 025 **	25 x 0.75	20.5	636.9
115 0007 027 **	27 x 0.75	20.5	657.1
115 0007 030 **	30 x 0.75	21.3	710.5
115 0007 032 **	32 x 0.75	22.1	758.2
115 0007 036 **	36 x 0.75	22.9	824.0
115 0010 002 **	2 x 1.0	9.1	127.5
115 0010 003 **	3 x 1.0	9.5	145.8
115 0010 004 **	4 x 1.0	10.3	171.7
115 0010 005 **	5 x 1.0	11.2	199.8
115 0010 006 **	6 x 1.0	12.1	229.4
115 0010 007 **	7 x 1.0	12.1	244.4
115 0010 008 **	8 x 1.0	13.0	274.6
115 0010 009 **	9 x 1.0	14.2	312.7
115 0010 010 **	10 x 1.0	15.1	349.4
115 0010 012 **	12 x 1.0	15.6	385.5
115 0010 014 **	14 x 1.0	16.4	430.0
115 0010 016 **	16 x 1.0	17.2	477.0
115 0010 018 **	18 x 1.0	18.1	525.6
115 0010 020 **	20 x 1.0	18.6	563.2
115 0010 021 **	21 x 1.0	19.0	590.2
115 0010 024 **	24 x 1.0	21.4	714.6
115 0010 025 **	25 x 1.0	21.8	743.7
115 0010 027 **	27 x 1.0	21.8	769.0
115 0010 030 **	30 x 1.0	22.6	833.1
115 0010 032 **	32 x 1.0	23.5	889.5
115 0010 036 **	36 x 1.0	24.4	968.9
115 0015 002 **	2 x 1.5	10.2	162.8
115 0015 003 **	3 x 1.5	10.8	188.1
115 0015 004 **	4 x 1.5	11.7	223.5
115 0015 005 **	5 x 1.5	12.7	261.9
115 0015 006 **	6 x 1.5	13.8	302.3
115 0015 007 **	7 x 1.5	13.8	323.9
115 0015 008 **	8 x 1.5	14.9	365.1
115 0015 009 **	9 x 1.5	16.3	416.9
115 0015 010 **	10 x 1.5	17.4	467.3
115 0015 012 **	12 x 1.5	17.9	518.2

Part No.	Cores No.+area (mm²)	Approx. Diameter (mm)	Approx. Weight (kg/km)
115 0015 014 **	14 x 1.5	18.9	580.2
115 0015 016 **	16 x 1.5	20.1	670.9
115 0015 018 **	18 x 1.5	21.2	739.9
115 0015 020 **	20 x 1.5	21.8	793.6
115 0015 021 **	21 x 1.5	22.3	832.1
115 0015 024 **	24 x 1.5	24.8	970.2
115 0015 025 **	25 x 1.5	25.4	1010.5
115 0015 027 **	27 x 1.5	25.4	1047.1
115 0015 030 **	30 x 1.5	26.5	1170.5
115 0015 032 **	32 x 1.5	27.6	1250.4
115 0015 036 **	36 x 1.5	28.6	1363.5
115 0025 002 **	2 x 2.5	11.8	222.1
115 0025 003 **	3 x 2.5	12.5	260.4
115 0025 004 **	4 x 2.5	13.6	312.7
115 0025 005 **	5 x 2.5	14.9	369.4
115 0025 006 **	6 x 2.5	16.2	429.0
115 0025 007 **	7 x 2.5	16.2	463.0
115 0025 008 **	8 x 2.5	17.5	523.7
115 0025 009 **	9 x 2.5	19.5	623.8
115 0025 010 **	10 x 2.5	20.8	699.8
115 0025 012 **	12 x 2.5	21.5	779.1
115 0025 014 **	14 x 2.5	22.6	874.6
115 0025 016 **	16 x 2.5	23.9	975.2
115 0025 018 **	18 x 2.5	25.2	1079.0
115 0025 020 **	20 x 2.5	26.1	1194.3
115 0025 021 **	21 x 2.5	26.8	1252.9
115 0025 024 **	24 x 2.5	29.8	1461.6
115 0025 025 **	25 x 2.5	30.5	1523.0
115 0025 027 **	27 x 2.5	30.5	1581.4
115 0025 030 **	30 x 2.5	31.6	1720.2
115 0025 032 **	32 x 2.5	32.9	1839.9
115 0025 036 **	36 x 2.5	34.2	2012.8
115 0040 002 **	2 x 4	13.1	286.3
115 0040 003 **	3 x 4	13.9	341.2
115 0040 004 **	4 x 4	15.2	414.0
115 0040 005 **	5 x 4	16.7	492.3
115 0040 007 **	7 x 4	18.2	624.8
115 0060 002 **	2 x 6	14.5	364.5
115 0060 003 **	3 x 6	15.4	440.5
115 0060 004 **	4 x 6	16.9	539.0
115 0060 005 **	5 x 6	18.6	644.5
115 0060 007 **	7 x 6	20.5	851.8
115 0100 003 **	3 x 10	19.2	705.7
115 0100 004 **	4 x 10	21.1	867.5
115 0100 005 **	5 x 10	23.2	1040.7
115 0100 007 **	7 x 10	25.7	1373.4
115 0160 003 **	3 x 16	22.0	985.7
115 0160 004 **	4 x 16	24.3	1222.0
115 0160 005 **	5 x 16	27.0	1507.7
115 0160 007 **	7 x 16	29.6	1954.8
115 0250 003 **	3 x 25	26.7	1485.9
115 0250 004 **	4 x 25	29.5	1847.8
115 0250 005 **	5 x 25	32.6	2232.8
115 0250 007 **	7 x 25	35.8	2915.4
115 0350 003 **	3 x 35	29.8	1927.3
115 0350 004 **	4 x 35	33.0	2408.9
115 0350 005 **	5 x 35	36.5	2919.8
115 0350 007 **	7 x 35	40.1	3834.4
115 0500 003 **	3 x 50	34.8	2657.1
115 0500 004 **	4 x 50	38.5	3333.3
115 0500 005 **	5 x 50	42.7	4049.9
115 0500 007 **	7 x 50	47.0	5340.5
115 0700 003 **	3 x 70	39.1	3482.9
115 0700 004 **	4 x 70	43.4	4387.0
115 0700 005 **	5 x 70	48.1	5342.7
115 0950 003 **	3 x 95	44.8	4636.6
115 0950 004 **	4 x 95	49.8	5854.4
115 0950 005 **	5 x 95	55.3	7140.9
115 1200 003 **	3 x 120	49.0	5671.3
115 1200 004 **	4 x 120	54.5	7177.9
115 1500 003 **	3 x 150	54.3	7001.3
115 1500 004 **	4 x 150	60.5	8872.2
115 1850 004 **	4 x 185	66.8	10861.4

Note: For more customized products of other specifications or special specifications, please call for consultation.

PUR CONTROL CABLE YP 201



Application

Cardiffcable YP 201 be used as a control and signal cable in machine tools ,machine and appliance construction as well as in the steel industry for difficult and problem areas. The PUR outer sheath, fulfils the highest oil resistance and chemical resistance. It is an extremely robust control cable with high abrasion and tear resistant properties. The high flexibility of this cable makes it easy to install. Suitable for outdoor use.

Recommended: Cardiffcable CP series, when there is external electromagnetic interference.

Construction

Conductor: Fine strands of bare copper, acc. To DIN VDE 0295 class 5 resp. IEC 60228 cl.5

Insulation: PVC

Insulation colour:

JZ Black core with white numbers and GN/YE

JB Color core and GN/YE

OZ Black core with white numbers

OB Color core

Outer sheath: PUR

Sheath colour: Grey, RAL 7001 / Black, RAL 9005

Technical data

Rated voltage: 300/500V

Test voltage: 2000V

Insulation resistance: ≥20MΩ・km (20℃)

Bending radius: Flexible applicatin:15x cable diameter

Fixed installation:4 x cable diameter

Temperature range: Flexible application: −5℃ to +70℃

Fixed installation: −40℃ to +80℃

Burning behavior: Self−extinguishing &flame−retardant acc. to IEC 60332−1

Remarks

** represent the core colour

JZ code：01 OZ code：02

JB code：03 OB code：04

Part No.	Cores No.+area (mm²)	Approx. Diameter (mm)	Approx. Weight (kg/km)
201 0005 002 **	2 x 0.5	5.7	46.3
201 0005 003 **	3 x 0.5	6.1	55.1
201 0005 004 **	4 x 0.5	6.7	67.4
201 0005 005 **	5 x 0.5	7.5	80.8
201 0005 006 **	6 x 0.5	8.2	94.9
201 0005 007 **	7 x 0.5	8.2	104.0
201 0005 008 **	8 x 0.5	8.9	118.4
201 0005 009 **	9 x 0.5	9.9	136.4
201 0005 010 **	10 x 0.5	10.7	155.2
201 0005 012 **	12 x 0.5	11.0	174.9
201 0005 014 **	14 x 0.5	11.7	198.3
201 0005 016 **	16 x 0.5	12.4	222.9
201 0005 018 **	18 x 0.5	13.1	248.3
201 0005 020 **	20 x 0.5	13.5	268.8
201 0005 021 **	21 x 0.5	13.9	283.5
201 0005 024 **	24 x 0.5	15.6	333.5
201 0005 025 **	25 x 0.5	16.0	348.9
201 0005 027 **	27 x 0.5	16.0	363.8
201 0005 030 **	30 x 0.5	16.6	398.3
201 0005 032 **	32 x 0.5	17.3	428.3
201 0005 036 **	36 x 0.5	18.0	471.0
201 0007 002 **	2 x 0.75	6.2	56.8
201 0007 003 **	3 x 0.75	6.6	68.4
201 0007 004 **	4 x 0.75	7.3	84.2
201 0007 005 **	5 x 0.75	8.1	201.3
201 0007 006 **	6 x 0.75	8.9	119.3
201 0007 007 **	7 x 0.75	8.9	131.4
201 0007 008 **	8 x 0.75	9.7	149.6
201 0007 009 **	9 x 0.75	10.8	172.3
201 0007 010 **	10 x 0.75	11.6	195.9
201 0007 012 **	12 x 0.75	12.0	221.7
201 0007 014 **	14 x 0.75	12.7	252.0
201 0007 016 **	16 x 0.75	13.5	283.7
201 0007 018 **	18 x 0.75	14.3	316.4
201 0007 020 **	20 x 0.75	14.7	343.2
201 0007 021 **	21 x 0.75	15.1	362.0
201 0007 024 **	24 x 0.75	17.0	425.1
201 0007 025 **	25 x 0.75	17.4	444.7
201 0007 027 **	27 x 0.75	17.4	464.9
201 0007 030 **	30 x 0.75	18.1	509.7
201 0007 032 **	32 x 0.75	18.9	547.8
201 0007 036 **	36 x 0.75	19.7	603.5
201 0010 002 **	2 x 1.0	6.6	66.7
201 0010 003 **	3 x 1.0	7.1	81.1
201 0010 004 **	4 x 1.0	7.8	100.2
201 0010 005 **	5 x 1.0	8.7	120.8
201 0010 006 **	6 x 1.0	9.5	142.5
201 0010 007 **	7 x 1.0	9.5	157.4
201 0010 008 **	8 x 1.0	10.4	179.4
201 0010 009 **	9 x 1.0	11.6	206.5
201 0010 010 **	10 x 1.0	12.4	234.6
201 0010 012 **	12 x 1.0	12.9	266.3
201 0010 014 **	14 x 1.0	13.6	303.2
201 0010 016 **	16 x 1.0	14.5	341.8
201 0010 018 **	18 x 1.0	15.3	381.4
201 0010 020 **	20 x 1.0	15.8	414.3
201 0010 021 **	21 x 1.0	16.2	436.9
201 0010 024 **	24 x 1.0	18.2	512.6
201 0010 025 **	25 x 1.0	18.7	536.1
201 0010 027 **	27 x 1.0	18.7	561.4
201 0010 030 **	30 x 1.0	19.5	616.1
201 0010 032 **	32 x 1.0	20.3	662.0
201 0010 036 **	36 x 1.0	21.2	730.3
201 0015 002 **	2 x 1.5	7.7	92.3
201 0015 003 **	3 x 1.5	8.2	112.8
201 0015 004 **	4 x 1.5	9.1	140.0
201 0015 005 **	5 x 1.5	10.1	169.2
201 0015 006 **	6 x 1.5	11.2	199.8
201 0015 007 **	7 x 1.5	11.2	221.3
201 0015 008 **	8 x 1.5	12.2	252.4
201 0015 009 **	9 x 1.5	13.6	290.6
201 0015 010 **	10 x 1.5	14.6	330.4
201 0015 012 **	12 x 1.5	15.2	375.8
201 0015 014 **	14 x 1.5	16.1	428.4

Part No.	Cores No.+area (mm²)	Approx. Diameter (mm)	Approx. Weight (kg/km)
201 0015 016 **	16 x 1.5	17.1	483.4
201 0015 018 **	18 x 1.5	18.1	539.8
201 0015 019 **	19 x 1.5	18.1	561.3
201 0015 020 **	20 x 1.5	18.6	586.9
201 0015 021 **	21 x 1.5	19.1	619.1
201 0015 024 **	24 x 1.5	21.6	726.4
201 0015 025 **	25 x 1.5	22.1	759.9
201 0015 027 **	27 x 1.5	22.1	796.5
201 0015 030 **	30 x 1.5	23.0	874.6
201 0015 032 **	32 x 1.5	24.0	939.9
201 0015 036 **	36 x 1.5	25.0	1037.6
201 0025 002 **	2 x 2.5	9.2	137.6
201 0025 003 **	3 x 2.5	9.9	169.9
201 0025 004 **	4 x 2.5	11.0	211.8
201 0025 005 **	5 x 2.5	12.2	256.8
201 0025 006 **	6 x 2.5	13.5	303.8
201 0025 007 **	7 x 2.5	13.5	337.8
201 0025 008 **	8 x 2.5	14.7	385.7
201 0025 009 **	9 x 2.5	16.4	443.8
201 0025 010 **	10 x 2.5	17.7	504.5
201 0025 012 **	12 x 2.5	18.3	575.9
201 0025 014 **	14 x 2.5	19.4	657.7
201 0025 016 **	16 x 2.5	20.7	743.0
201 0025 018 **	18 x 2.5	21.9	830.5
201 0025 020 **	20 x 2.5	22.6	904.3
201 0025 021 **	21 x 2.5	23.2	954.0
201 0025 024 **	24 x 2.5	26.1	1118.6
201 0025 025 **	25 x 2.5	26.8	1170.2
201 0025 027 **	27 x 2.5	26.8	1228.5
201 0025 030 **	30 x 2.5	27.9	1350.4
201 0025 032 **	32 x 2.5	29.1	1451.2
201 0025 036 **	36 x 2.5	30.4	1604.0
201 0040 002 **	2 x 4	11.0	199.4
201 0040 003 **	3 x 4	11.8	247.7
201 0040 004 **	4 x 4	13.1	309.9
201 0040 005 **	5 x 4	14.6	376.4
201 0040 007 **	7 x 4	16.1	497.0
201 0060 002 **	2 x 6	12.6	271.8
201 0060 003 **	3 x 6	13.5	340.1
201 0060 004 **	4 x 6	15.1	427.0
201 0060 005 **	5 x 6	16.8	519.6
201 0060 007 **	7 x 6	18.5	688.8
201 0100 003 **	3 x 10	17.5	567.6
201 0100 004 **	4 x 10	19.6	713.4
201 0100 005 **	5 x 10	21.8	869.0
201 0100 007 **	7 x 10	24.1	1153.6
201 0160 003 **	3 x 16	19.8	804.0
201 0160 004 **	4 x 16	22.1	2017.2
201 0160 005 **	5 x 16	24.6	1243.1
201 0160 007 **	7 x 16	27.2	1661.1
201 0250 003 **	3 x 25	24.8	1249.0
201 0250 004 **	4 x 25	27.7	1580.6
201 0250 005 **	5 x 25	30.9	1932.2
201 0250 007 **	7 x 25	34.2	2583.2
201 0350 003 **	3 x 35	27.8	1652.2
201 0350 004 **	4 x 35	31.0	2097.0
201 0350 005 **	5 x 35	34.6	2567.3
201 0350 007 **	7 x 35	38.4	3442.2
201 0500 003 **	3 x 50	33.3	2354.3
201 0500 004 **	4 x 50	37.2	2988.4
201 0500 005 **	5 x 50	41.5	3659.2
201 0500 007 **	7 x 50	46.0	4907.3
201 0700 003 **	3 x 70	37.8	3143.4
201 0700 004 **	4 x 70	42.2	3998.1
201 0700 005 **	5 x 70	47.2	4900.1
201 0950 003 **	3 x 95	43.8	4250.0
201 0950 004 **	4 x 95	49.0	5408.7
201 0950 005 **	5 x 95	54.7	6631.2
201 1200 003 **	3 x 120	48.3	5262.4
201 1200 004 **	4 x 120	54.0	6703.8
201 1500 003 **	3 x 150	53.5	6527.9
201 1500 004 **	4 x 150	59.9	8320.5
201 1850 004 **	4 x 185	66.6	10268.4

Note: For more customized products of other specifications or special specifications, please call for consultation.

PUR CONTROL CABLE SHIELDED CP 202



Application

Cardiffcable CP 202 be used as a control and signal cable in machine tools ,machine and appliance construction as well as in the steel industry for difficult and problem areas. The copper shield protects against any electrical interference. The PUR outer sheath, fulfils the highest oil resistance and chemical resistance. It is an extremely robust control cable with high abrasion and tear resistant properties. The high flexibility of this cable makes it easy to install. Suitable for outdoor use.

Construction

Conductor: Fine strands of bare copper, acc. To DIN VDE 0295 class 5 resp. IEC 60228 cl.5
Insulation: PVC
Insulation colour:

JZ Black core with white numbers and GN/YE
JB Color core and GN/YE
OZ Black core with white numbers
OB Color core

Shield: Tinned copper braid
Outer sheath: PUR
Sheath colour: Grey, RAL 7001 / Black, RAL 9005

Technical data

Rated voltage: 300/500V
Test voltage: 2000V
Insulation resistance: ≥20MΩ・km (20℃)
Bending radius: Flexible applicatin:20 x cable diameter
Fixed installation:6 x cable diameter
Temperature range: Flexible application: −5℃ to +70℃
Fixed installation: −40℃ to +80℃
Burning behavior: Self−extinguishing &flame−retardant acc. to IEC 60332−1

Remarks

** represent the core colour

JZ code：01 OZ code：02
JB code：03 OB code：04

Part No.	Cores No.+area (mm²)	Approx. Diameter (mm)	Approx. Weight (kg/km)
202 0005 002 **	2 x 0.5	6.5	57.7
202 0005 003 **	3 x 0.5	6.9	70.1
202 0005 004 **	4 x 0.5	7.5	85.0
202 0005 005 **	5 x 0.5	8.2	100.8
202 0005 006 **	6 x 0.5	9.0	117.2
202 0005 007 **	7 x 0.5	9.0	126.2
202 0005 008 **	8 x 0.5	9.7	143.0
202 0005 009 **	9 x 0.5	10.7	162.8
202 0005 010 **	10 x 0.5	11.4	180.4
202 0005 012 **	12 x 0.5	11.8	202.9
202 0005 014 **	14 x 0.5	12.5	228.7
202 0005 016 **	16 x 0.5	13.2	255.6
202 0005 018 **	18 x 0.5	13.9	283.2
202 0005 020 **	20 x 0.5	14.3	306.3
202 0005 021 **	21 x 0.5	14.6	320.2
202 0005 024 **	24 x 0.5	16.3	371.7
202 0005 025 **	25 x 0.5	16.7	386.3
202 0005 027 **	27 x 0.5	16.7	404.3
202 0005 030 **	30 x 0.5	17.4	441.1
202 0005 032 **	32 x 0.5	18.3	492.8
202 0005 036 **	36 x 0.5	18.8	517.9
202 0007 002 **	2 x 0.75	7.0	67.8
202 0007 003 **	3 x 0.75	7.4	83.6
202 0007 004 **	4 x 0.75	8.1	202.2
202 0007 005 **	5 x 0.75	8.9	121.9
202 0007 006 **	6 x 0.75	9.7	142.3
202 0007 007 **	7 x 0.75	9.7	154.2
202 0007 008 **	8 x 0.75	10.5	175.0
202 0007 009 **	9 x 0.75	11.6	199.4
202 0007 010 **	10 x 0.75	12.4	221.2
202 0007 012 **	12 x 0.75	12.8	250.2
202 0007 014 **	14 x 0.75	13.5	283.1
202 0007 016 **	16 x 0.75	14.3	317.2
202 0007 018 **	18 x 0.75	15.1	352.2
202 0007 020 **	20 x 0.75	15.5	381.9
202 0007 021 **	21 x 0.75	15.9	399.5
202 0007 024 **	24 x 0.75	18.0	486.1
202 0007 025 **	25 x 0.75	18.4	505.1
202 0007 027 **	27 x 0.75	18.4	529.0
202 0007 030 **	30 x 0.75	19.1	577.0
202 0007 032 **	32 x 0.75	19.9	614.6
202 0007 036 **	36 x 0.75	20.7	677.1
202 0010 002 **	2 x 1.0	7.4	77.2
202 0010 003 **	3 x 1.0	7.8	96.2
202 0010 004 **	4 x 1.0	8.6	118.4
202 0010 005 **	5 x 1.0	9.4	141.7
202 0010 006 **	6 x 1.0	10.3	165.9
202 0010 007 **	7 x 1.0	10.3	180.7
202 0010 008 **	8 x 1.0	11.2	205.3
202 0010 009 **	9 x 1.0	12.3	233.9
202 0010 010 **	10 x 1.0	13.2	259.6
202 0010 012 **	12 x 1.0	13.6	295.0
202 0010 014 **	14 x 1.0	14.4	334.6
202 0010 016 **	16 x 1.0	15.2	375.6
202 0010 018 **	18 x 1.0	16.1	417.6
202 0010 020 **	20 x 1.0	16.5	453.7
202 0010 021 **	21 x 1.0	17.0	474.8
202 0010 024 **	24 x 1.0	19.2	575.0
202 0010 025 **	25 x 1.0	19.7	597.7
202 0010 027 **	27 x 1.0	19.7	627.2
202 0010 030 **	30 x 1.0	20.4	685.2
202 0010 032 **	32 x 1.0	21.2	730.2
202 0010 036 **	36 x 1.0	22.1	805.9
202 0015 002 **	2 x 1.5	8.5	202.0
202 0015 003 **	3 x 1.5	9.1	129.1
202 0015 004 **	4 x 1.5	10.0	160.3
202 0015 005 **	5 x 1.5	11.0	193.2
202 0015 006 **	6 x 1.5	12.0	227.0
202 0015 007 **	7 x 1.5	12.0	248.7
202 0015 008 **	8 x 1.5	13.0	283.3
202 0015 009 **	9 x 1.5	14.4	323.2
202 0015 010 **	10 x 1.5	15.5	359.3
202 0015 012 **	12 x 1.5	16.0	410.3
202 0015 014 **	14 x 1.5	16.9	467.0

Part No.	Cores No.+area (mm²)	Approx. Diameter (mm)	Approx. Weight (kg/km)
202 0015 016 **	16 x 1.5	18.1	548.1
202 0015 018 **	18 x 1.5	19.2	609.5
202 0015 020 **	20 x 1.5	19.7	662.2
202 0015 021 **	21 x 1.5	20.2	693.1
202 0015 024 **	24 x 1.5	22.6	804.1
202 0015 025 **	25 x 1.5	23.2	836.4
202 0015 027 **	27 x 1.5	23.2	879.7
202 0015 030 **	30 x 1.5	24.3	993.5
202 0015 032 **	32 x 1.5	25.3	1058.8
202 0015 036 **	36 x 1.5	26.3	1169.1
202 0025 002 **	2 x 2.5	10.4	148.3
202 0025 003 **	3 x 2.5	11.1	190.8
202 0025 004 **	4 x 2.5	12.3	239.3
202 0025 005 **	5 x 2.5	13.5	290.1
202 0025 006 **	6 x 2.5	14.8	342.7
202 0025 007 **	7 x 2.5	14.8	377.5
202 0025 008 **	8 x 2.5	16.2	431.1
202 0025 009 **	9 x 2.5	18.2	515.3
202 0025 010 **	10 x 2.5	19.5	573.1
202 0025 012 **	12 x 2.5	20.2	654.9
202 0025 014 **	14 x 2.5	21.3	745.8
202 0025 016 **	16 x 2.5	22.6	839.8
202 0025 018 **	18 x 2.5	23.9	935.9
202 0025 020 **	20 x 2.5	24.8	1050.8
202 0025 021 **	21 x 2.5	25.4	1100.0
202 0025 024 **	24 x 2.5	28.5	1276.9
202 0025 025 **	25 x 2.5	29.2	1328.4
202 0025 027 **	27 x 2.5	29.2	1398.0
202 0025 030 **	30 x 2.5	30.3	1531.3
202 0025 032 **	32 x 2.5	31.6	1633.6
202 0025 036 **	36 x 2.5	32.9	1808.1
202 0040 002 **	2 x 4	11.8	197.1
202 0040 003 **	3 x 4	12.6	257.8
202 0040 004 **	4 x 4	13.9	326.0
202 0040 005 **	5 x 4	15.4	397.2
202 0040 007 **	7 x 4	16.9	521.8
202 0060 002 **	2 x 6	13.4	261.9
202 0060 003 **	3 x 6	14.4	347.3
202 0060 004 **	4 x 6	15.9	442.3
202 0060 005 **	5 x 6	17.6	541.0
202 0060 007 **	7 x 6	19.6	740.6
202 0100 003 **	3 x 10	18.6	575.8
202 0100 004 **	4 x 10	20.6	734.0
202 0100 005 **	5 x 10	22.8	898.7
202 0100 007 **	7 x 10	25.4	1222.8
202 0160 003 **	3 x 16	20.8	799.9
202 0160 004 **	4 x 16	23.1	2027.5
202 0160 005 **	5 x 16	25.9	1295.9
202 0160 007 **	7 x 16	28.5	1725.1
202 0250 003 **	3 x 25	27.4	1156.7
202 0250 004 **	4 x 25	30.8	1513.1
202 0250 005 **	5 x 25	34.2	1864.8
202 0250 007 **	7 x 25	41.4	2607.6
202 0350 003 **	3 x 35	30.1	1506.7
202 0350 004 **	4 x 35	33.7	1968.8
202 0350 005 **	5 x 35	37.3	2428.1
202 0350 007 **	7 x 35	45.3	3409.8
202 0500 003 **	3 x 50	36.6	2138.2
202 0500 004 **	4 x 50	40.8	2785.2
202 0500 005 **	5 x 50	45.4	3449.8
202 0500 007 **	7 x 50	54.9	4820.5
202 0700 003 **	3 x 70	40.3	2811.1
202 0700 004 **	4 x 70	44.8	3668.4
202 0700 005 **	5 x 70	50.0	4567.3
202 0950 003 **	3 x 95	46.6	3776.3
202 0950 004 **	4 x 95	51.9	4921.5
202 0950 005 **	5 x 95	57.8	6115.9
202 1200 003 **	3 x 120	53.3	4720.6
202 1200 004 **	4 x 120	59.6	6197.1
202 1500 003 **	3 x 150	56.9	5782.0
202 1500 004 **	4 x 150	63.4	7562.2
202 1850 004 **	4 x 185	70.2	9294.6

Note: For more customized products of other specifications or special specifications, please call for consultation.

PUR CONTROL CABLE SHIELDED 2–CP 212



Application

Cardiffcable 2–CP 202 be used as a control and signal cable in machine tools ,machine and appliance construction as well as in the steel industry for difficult and problem areas. Inner sheath provide additional mechanical protection. The copper shield protects against any electrical interference. The PUR outer sheath, fulfils the highest oil resistance and chemical resistance. It is an extremely robust control cable with high abrasion and tear resistant properties. The high flexibility of this cable makes it easy to install. Suitable for outdoor use.

Construction

Conductor: Fine strands of bare copper, acc. To DIN VDE 0295 class 5 resp. IEC 60228 cl.5
Insulation: PVC
Insulation colour:
JZ Black core with white numbers and GN/YE
JB Color core and GN/YE
OZ Black core with white numbers
OB Color core
Inner sheath: PVC
Shield: Tinned copper braid
Outer sheath: PUR
Sheath colour: Grey, RAL 7001 / Black, RAL 9005

Technical data

Rated voltage: 300/500V
Test voltage: 2000V
Insulation resistance: ⩾20MΩ・km (20℃)
Bending radius: Flexible applicatin:20 x cable diameter
Fixed installation:6 x cable diameter
Temperature range: Flexible application: –5℃ to +70℃
Fixed installation: –40℃ to +80℃
Burning behavior: Self–extinguishing &flame–retardant acc. to IEC 60332–1

Remarks

** represent the core colour

JZ code：01 OZ code：02
JB code：03 OB code：04

Part No.	Cores No.+area (mm²)	Approx. Diameter (mm)	Approx. Weight (kg/km)
212 0005 002 **	2 x 0.5	8.1	99.4
212 0005 003 **	3 x 0.5	8.5	111.5
212 0005 004 **	4 x 0.5	9.2	129.3
212 0005 005 **	5 x 0.5	9.9	148.9
212 0005 006 **	6 x 0.5	10.7	169.7
212 0005 007 **	7 x 0.5	10.7	178.8
212 0005 008 **	8 x 0.5	11.5	199.9
212 0005 009 **	9 x 0.5	12.5	227.1
212 0005 010 **	10 x 0.5	13.3	252.8
212 0005 012 **	12 x 0.5	13.6	276.1
212 0005 014 **	14 x 0.5	14.3	305.7
212 0005 016 **	16 x 0.5	15.0	337.2
212 0005 018 **	18 x 0.5	15.8	369.9
212 0005 020 **	20 x 0.5	16.2	394.2
212 0005 021 **	21 x 0.5	16.6	412.5
212 0005 024 **	24 x 0.5	18.4	480.2
212 0005 025 **	25 x 0.5	18.8	499.6
212 0005 027 **	27 x 0.5	18.8	514.5
212 0005 030 **	30 x 0.5	19.4	555.8
212 0005 032 **	32 x 0.5	20.4	618.8
212 0005 036 **	36 x 0.5	20.9	644.0
212 0007 002 **	2 x 0.75	8.6	114.1
212 0007 003 **	3 x 0.75	9.1	129.3
212 0007 004 **	4 x 0.75	8.6	124.1
212 0007 005 **	5 x 0.75	10.6	175.3
212 0007 006 **	6 x 0.75	11.4	200.6
212 0007 007 **	7 x 0.75	11.4	212.7
212 0007 008 **	8 x 0.75	12.3	238.5
212 0007 009 **	9 x 0.75	13.4	271.4
212 0007 010 **	10 x 0.75	14.3	302.8
212 0007 012 **	12 x 0.75	14.7	332.6
212 0007 014 **	14 x 0.75	15.4	369.8
212 0007 016 **	16 x 0.75	16.2	409.2
212 0007 018 **	18 x 0.75	17.1	450.1
212 0007 020 **	20 x 0.75	17.5	481.2
212 0007 021 **	21 x 0.75	17.9	504.0
212 0007 024 **	24 x 0.75	20.1	612.3
212 0007 025 **	25 x 0.75	20.5	636.9
212 0007 027 **	27 x 0.75	20.5	657.1
212 0007 030 **	30 x 0.75	21.3	710.5
212 0007 032 **	32 x 0.75	22.1	758.2
212 0007 036 **	36 x 0.75	22.9	824.0
212 0010 002 **	2 x 1.0	9.1	127.5
212 0010 003 **	3 x 1.0	9.5	145.8
212 0010 004 **	4 x 1.0	10.3	171.7
212 0010 005 **	5 x 1.0	11.2	199.8
212 0010 006 **	6 x 1.0	12.1	229.4
212 0010 007 **	7 x 1.0	12.1	244.4
212 0010 008 **	8 x 1.0	13.0	274.6
212 0010 009 **	9 x 1.0	14.2	312.7
212 0010 010 **	10 x 1.0	15.1	349.4
212 0010 012 **	12 x 1.0	15.6	385.5
212 0010 014 **	14 x 1.0	16.4	430.0
212 0010 016 **	16 x 1.0	17.2	477.0
212 0010 018 **	18 x 1.0	18.1	525.6
212 0010 020 **	20 x 1.0	18.6	563.2
212 0010 021 **	21 x 1.0	19.0	590.2
212 0010 024 **	24 x 1.0	21.4	714.6
212 0010 025 **	25 x 1.0	21.8	743.7
212 0010 027 **	27 x 1.0	21.8	769.0
212 0010 030 **	30 x 1.0	22.6	833.1
212 0010 032 **	32 x 1.0	23.5	889.5
212 0010 036 **	36 x 1.0	24.4	968.9
212 0015 002 **	2 x 1.5	10.2	162.8
212 0015 003 **	3 x 1.5	10.8	188.1
212 0015 004 **	4 x 1.5	11.7	223.5
212 0015 005 **	5 x 1.5	12.7	261.9
212 0015 006 **	6 x 1.5	13.8	302.3
212 0015 007 **	7 x 1.5	13.8	323.9
212 0015 008 **	8 x 1.5	14.9	365.1
212 0015 009 **	9 x 1.5	16.3	416.9
212 0015 010 **	10 x 1.5	17.4	467.3
212 0015 012 **	12 x 1.5	17.9	518.2
212 0015 014 **	14 x 1.5	18.9	580.2

Part No.	Cores No.+area (mm²)	Approx. Diameter (mm)	Approx. Weight (kg/km)
212 0015 016 **	16 x 1.5	20.1	670.9
212 0015 018 **	18 x 1.5	21.2	739.9
212 0015 020 **	20 x 1.5	21.8	793.6
212 0015 021 **	21 x 1.5	22.3	832.1
212 0015 024 **	24 x 1.5	24.8	970.2
212 0015 025 **	25 x 1.5	25.4	1010.5
212 0015 027 **	27 x 1.5	25.4	1047.1
212 0015 030 **	30 x 1.5	26.5	1170.5
212 0015 032 **	32 x 1.5	27.6	1250.4
212 0015 036 **	36 x 1.5	28.6	1363.5
212 0025 002 **	2 x 2.5	11.8	222.1
212 0025 003 **	3 x 2.5	12.5	260.4
212 0025 004 **	4 x 2.5	13.6	312.7
212 0025 005 **	5 x 2.5	14.9	369.4
212 0025 006 **	6 x 2.5	16.2	429.0
212 0025 007 **	7 x 2.5	16.2	463.0
212 0025 008 **	8 x 2.5	17.5	523.7
212 0025 009 **	9 x 2.5	19.5	623.8
212 0025 010 **	10 x 2.5	20.8	699.8
212 0025 012 **	12 x 2.5	21.5	779.1
212 0025 014 **	14 x 2.5	22.6	874.6
212 0025 016 **	16 x 2.5	23.9	975.2
212 0025 018 **	18 x 2.5	25.2	1079.0
212 0025 020 **	20 x 2.5	26.1	1194.3
212 0025 021 **	21 x 2.5	26.8	1252.9
212 0025 024 **	24 x 2.5	29.8	1461.6
212 0025 025 **	25 x 2.5	30.5	1523.0
212 0025 027 **	27 x 2.5	30.5	1581.4
212 0025 030 **	30 x 2.5	31.6	1720.2
212 0025 032 **	32 x 2.5	32.9	1839.9
212 0025 036 **	36 x 2.5	34.2	2012.8
212 0040 002 **	2 x 4	13.1	286.3
212 0040 003 **	3 x 4	13.9	341.2
212 0040 004 **	4 x 4	15.2	414.0
212 0040 005 **	5 x 4	16.7	492.3
212 0040 007 **	7 x 4	18.2	624.8
212 0060 002 **	2 x 6	14.5	364.5
212 0060 003 **	3 x 6	15.4	440.5
212 0060 004 **	4 x 6	16.9	539.0
212 0060 005 **	5 x 6	18.6	644.5
212 0060 007 **	7 x 6	20.5	851.8
212 0100 003 **	3 x 10	19.2	705.7
212 0100 004 **	4 x 10	21.1	867.5
212 0100 005 **	5 x 10	23.2	1040.7
212 0100 007 **	7 x 10	25.7	1373.4
212 0160 003 **	3 x 16	22.0	985.7
212 0160 004 **	4 x 16	24.3	1222.0
212 0160 005 **	5 x 16	27.0	1507.7
212 0160 007 **	7 x 16	29.6	1954.8
212 0250 003 **	3 x 25	26.7	1485.9
212 0250 004 **	4 x 25	29.5	1847.8
212 0250 005 **	5 x 25	32.6	2232.8
212 0250 007 **	7 x 25	35.8	2915.4
212 0350 003 **	3 x 35	29.8	1927.3
212 0350 004 **	4 x 35	33.0	2408.9
212 0350 005 **	5 x 35	36.5	2919.8
212 0350 007 **	7 x 35	40.1	3834.4
212 0500 003 **	3 x 50	34.8	2657.1
212 0500 004 **	4 x 50	38.5	3333.3
212 0500 005 **	5 x 50	42.7	4049.9
212 0500 007 **	7 x 50	47.0	5340.5
212 0700 003 **	3 x 70	39.1	3482.9
212 0700 004 **	4 x 70	43.4	4387.0
212 0700 005 **	5 x 70	48.1	5342.7
212 0950 003 **	3 x 95	44.8	4636.6
212 0950 004 **	4 x 95	49.8	5854.4
212 0950 005 **	5 x 95	55.3	7140.9
212 1200 003 **	3 x 120	49.0	5671.3
212 1200 004 **	4 x 120	54.5	7177.9
212 1500 003 **	3 x 150	54.3	7001.3
212 1500 004 **	4 x 150	60.5	8872.2
212 1850 004 **	4 x 185	66.8	10861.4

Note: For more customized products of other specifications or special specifications, please call for consultation.

PVC DATA CABLE LiYY 105



Application

Cardiffcable LiYY 105 is suitable for free but not continuously moving applications, without tensile stress and without defined cable routing. It can be used as data transmission cable, control and connecting cable predominantly for transmission of analog and digital signals in process controlled facilities in control technology. Suitable for use in dry, humid and wet rooms. The outer sheath, based on PVC, is largely resistant to acids and oil, it is free of silicone and lacquer damaging substances.
Recommended: Cardiffcable LiYCY series, when there is external electromagnetic interference.

Construction

Conductor: Fine strands of bare copper, acc. To DIN VDE 0295 class 5 resp. IEC 60228 cl.5
Insulation: PVC
Insulation colour: Acc. to DIN 47100

JZ Black core with white numbers and GN/YE
JB Color core and GN/YE
OZ Black core with white numbers
OB Color core

Outer sheath: Special PVC compound
Sheath colour: Grey, RAL 7001 or RAL 7032

Technical data

Rated voltage: 250V
Test voltage: 0.14mm^2: 1200V
> 0.14mm^2: 1500V
Insulation resistance: ⩾10MΩ・km (20℃)
Bending radius: Flexible applicatin:15x cable diameter
Fixed installation:4 x cable diameter
Temperature range: Flexible application: −5℃ to +70℃
Fixed installation: −20℃ to +70℃
Temperature resistant material:
Flexible application: −10℃ to +90℃
Fixed installation: −40℃ to +105℃
Burning behavior: Self−extinguishing &flame−retardant acc. to IEC 60332−1

Remarks

** represent the core colour

JZ code：01 OZ code：02
JB code：03 OB code：04

Part No.	Cores No.+area (mm²)	Approx. Diameter (mm)	Approx. Weight (kg/km)
105 0001 002 **	2 x 0.14	3.3	12.4
105 0001 003 **	3 x 0.14	3.5	15.5
105 0001 004 **	4 x 0.14	3.9	19.2
105 0001 005 **	5 x 0.14	4.2	20.6
105 0001 006 **	6 x 0.14	4.6	27.1
105 0001 007 **	7 x 0.14	4.6	31.2
105 0001 008 **	8 x 0.14	5.0	33.6
105 0001 009 **	9 x 0.14	5.5	38.4
105 0001 010 **	10 x 0.14	5.9	42.7
105 0001 012 **	12 x 0.14	6.1	48.6
105 0001 014 **	14 x 0.14	6.4	55.2
105 0001 016 **	16 x 0.14	6.7	62.1
105 0001 018 **	18 x 0.14	7.1	69.1
105 0001 020 **	20 x 0.14	7.3	75.2
105 0001 021 **	21 x 0.14	7.5	78.8
105 0001 024 **	24 x 0.14	8.4	91.6
105 0001 025 **	25 x 0.14	8.6	95.4
105 0001 027 **	27 x 0.14	8.6	100.3
105 0001 030 **	30 x 0.14	8.9	109.9
105 0001 032 **	32 x 0.14	9.3	117.3
105 0001 036 **	36 x 0.14	9.7	132.4
105 0002 002 **	2 x 0.25	3.7	17.9
105 0002 003 **	3 x 0.25	3.9	22.3
105 0002 004 **	4 x 0.25	4.3	27.0
105 0002 005 **	5 x 0.25	4.7	31.2
105 0002 006 **	6 x 0.25	5.1	41.9
105 0002 007 **	7 x 0.25	5.1	42.5
105 0002 008 **	8 x 0.25	5.6	42.1
105 0002 009 **	9 x 0.25	6.2	52.8
105 0002 010 **	10 x 0.25	6.6	58.8
105 0002 012 **	12 x 0.25	6.8	67.4
105 0002 014 **	14 x 0.25	7.2	76.9
105 0002 016 **	16 x 0.25	7.6	86.7
105 0002 018 **	18 x 0.25	8.0	96.7
105 0002 020 **	20 x 0.25	8.3	105.5
105 0002 021 **	21 x 0.25	8.5	110.6
105 0002 024 **	24 x 0.25	9.5	128.6
105 0002 025 **	25 x 0.25	9.7	133.9
105 0002 027 **	27 x 0.25	9.7	141.3
105 0002 030 **	30 x 0.25	10.1	155.2
105 0002 032 **	32 x 0.25	10.5	165.7
105 0002 036 **	36 x 0.25	10.9	183.9
105 0003 002 **	2 x 0.34	3.9	20.6
105 0003 003 **	3 x 0.34	4.2	26.0
105 0003 004 **	4 x 0.34	4.6	31.0
105 0003 005 **	5 x 0.34	5.0	37.6
105 0003 006 **	6 x 0.34	5.5	44.5
105 0003 007 **	7 x 0.34	5.5	51.4
105 0003 008 **	8 x 0.34	6.0	56.1
105 0003 009 **	9 x 0.34	6.6	64.1
105 0003 010 **	10 x 0.34	7.1	71.4
105 0003 012 **	12 x 0.34	7.3	82.1
105 0003 014 **	14 x 0.34	7.7	93.9
105 0003 016 **	16 x 0.34	8.2	106.1
105 0003 018 **	18 x 0.34	8.7	118.5
105 0003 020 **	20 x 0.34	8.9	129.5
105 0003 021 **	21 x 0.34	9.1	135.8
105 0003 024 **	24 x 0.34	10.2	157.8
105 0003 025 **	25 x 0.34	10.5	152.3
105 0003 027 **	27 x 0.34	10.5	173.7
105 0003 030 **	30 x 0.34	10.9	190.9
105 0003 032 **	32 x 0.34	11.3	204.0
105 0003 036 **	36 x 0.34	11.8	226.6
105 0005 002 **	2 x 0.5	4.8	27.7
105 0005 003 **	3 x 0.5	4.9	36.3
105 0005 004 **	4 x 0.5	5.6	46.0
105 0005 005 **	5 x 0.5	6.2	56.1
105 0005 006 **	6 x 0.5	6.8	66.6
105 0005 007 **	7 x 0.5	6.8	73.9
105 0005 008 **	8 x 0.5	7.4	84.6
105 0005 009 **	9 x 0.5	8.2	96.7
105 0005 010 **	10 x 0.5	8.8	107.9

Part No.	Cores No.+area (mm²)	Approx. Diameter (mm)	Approx. Weight (kg/km)
105 0005 012 **	12 x 0.5	9.1	124.6
105 0005 014 **	14 x 0.5	9.6	142.8
105 0005 016 **	16 x 0.5	10.2	161.6
105 0005 018 **	18 x 0.5	10.8	180.8
105 0005 020 **	20 x 0.5	11.1	197.8
105 0005 021 **	21 x 0.5	11.4	207.5
105 0005 024 **	24 x 0.5	12.8	241.5
105 0005 025 **	25 x 0.5	13.1	251.6
105 0005 027 **	27 x 0.5	13.1	266.1
105 0005 030 **	30 x 0.5	13.6	292.9
105 0005 032 **	32 x 0.5	14.2	313.1
105 0005 036 **	36 x 0.5	14.8	348.3
105 0007 002 **	2 x 0.75	5.3	35.4
105 0007 003 **	3 x 0.75	5.6	47.0
105 0007 004 **	4 x 0.75	6.2	60.0
105 0007 005 **	5 x 0.75	6.8	73.5
105 0007 006 **	6 x 0.75	7.5	87.4
105 0007 007 **	7 x 0.75	7.5	97.4
105 0007 008 **	8 x 0.75	8.2	111.6
105 0007 009 **	9 x 0.75	9.1	127.6
105 0007 010 **	10 x 0.75	9.8	142.4
105 0007 012 **	12 x 0.75	10.1	165.0
105 0007 014 **	14 x 0.75	10.7	189.6
105 0007 016 **	16 x 0.75	11.3	214.8
105 0007 018 **	18 x 0.75	12.0	240.6
105 0007 020 **	20 x 0.75	12.3	263.7
105 0007 021 **	21 x 0.75	12.7	276.7
105 0007 024 **	24 x 0.75	14.2	321.8
105 0007 025 **	25 x 0.75	14.6	335.3
105 0007 027 **	27 x 0.75	14.6	355.4
105 0007 030 **	30 x 0.75	15.2	391.6
105 0007 032 **	32 x 0.75	15.8	418.6
105 0007 036 **	36 x 0.75	16.5	466.3
105 0010 002 **	2 x 1.0	5.7	42.7
105 0010 003 **	3 x 1.0	6.1	57.3
105 0010 004 **	4 x 1.0	6.7	73.4
105 0010 005 **	5 x 1.0	7.4	90.1
105 0015 002 **	2 x 1.5	6.8	65.8
105 0015 003 **	3 x 1.5	7.3	88.9
105 0015 004 **	4 x 1.5	8.0	114.4

Note: For more customized products of other specifications or special specifications, please call for consultation.

PVC DATA CABLE LiYY–TP 107



Application

Cardiffcable LiYY–TP 107 is suitable for free but not continuously moving applications, without tensile stress and without defined cable routing. It can be used as data transmission cable, control and connecting cable predominantly for transmission of analog and digital signals in process controlled facilities in control technology. Synchronized twisted core pair lengths cause minimum coupling values. Suitable for use in dry, humid and wet rooms. The outer sheath, based on PVC, is largely resistant to acids and oil, it is free of silicone and lacquer damaging substances.
Recommended: Cardiffcable LiYCY–TP series, when there is external electromagnetic interference.

Construction

Conductor: Fine strands of bare copper, acc. To DIN VDE 0295 class 5 resp. IEC 60228 cl.5
Insulation: PVC
Insulation colour: Acc. to DIN 47100
OZ Black core with white numbers
OB Color core
Outer sheath: Special PVC compound
Sheath colour: Grey, RAL 7001 or RAL 7032

Technical data

Rated voltage: 250V
Test voltage: 0.14mm²: 1200V
> 0.14mm²: 1500V
Insulation resistance: ⩾10MΩ・km (20℃)
Bending radius: Flexible applicatin:15x cable diameter
Fixed installation: 4 x cable diameter
Temperature range: Flexible application: –5℃ to +70℃
Fixed installation: –20℃ to +70℃
Temperature resistant material:
Flexible application: –10℃ to +90℃
Fixed installation: –40℃ to +105℃
Burning behavior: Self–extinguishing &flame–retardant acc. to IEC 60332–1

Remarks

** represent the core colour
OZ code: 02
OB code: 04

Part No.	Cores No.+area (mm²)	Twinning	Approx. Diameter (mm)	Approx. Weight (kg/km)
107 0014 002 **	1 x 2 x 0.14	1	3.6	14.1
107 0014 004 **	2 x 2 x 0.14	2	5.2	25.5
107 0014 006 **	3 x 2 x 0.14	3	5.5	31.8
107 0014 008 **	4 x 2 x 0.14	4	6.0	39.2
107 0014 010 **	5 x 2 x 0.14	5	6.6	47.1
107 0014 012 **	6 x 2 x 0.14	6	7.2	55.4
107 0014 014 **	7 x 2 x 0.14	7	7.2	60.2
107 0014 016 **	8 x 2 x 0.14	8	7.8	68.7
107 0014 018 **	9 x 2 x 0.14	9	8.6	78.8
107 0014 020 **	10 x 2 x 0.14	10	9.2	87.8
107 0014 022 **	11 x 2 x 0.14	11	9.5	94.8
107 0014 024 **	12 x 2 x 0.14	12	9.5	99.6
107 0014 026 **	13 x 2 x 0.14	13	10.0	108.3
107 0014 028 **	14 x 2 x 0.14	14	10.0	113.0
107 0014 030 **	15 x 2 x 0.14	15	10.6	122.3
107 0014 032 **	16 x 2 x 0.14	16	10.6	127.1
107 0014 034 **	17 x 2 x 0.14	17	11.2	136.8
107 0014 036 **	18 x 2 x 0.14	18	11.2	141.6
107 0014 038 **	19 x 2 x 0.14	19	11.2	146.3
107 0014 040 **	20 x 2 x 0.14	20	11.5	153.7
107 0014 042 **	21 x 2 x 0.14	21	11.8	161.1
107 0014 044 **	22 x 2 x 0.14	22	12.6	173.1
107 0020 002 **	1 x 2 x 0.2	1	3.9	16.8
107 0020 004 **	2 x 2 x 0.2	2	5.6	30.7
107 0020 006 **	3 x 2 x 0.2	3	5.9	38.5
107 0020 008 **	4 x 2 x 0.2	4	6.4	47.9
107 0020 010 **	5 x 2 x 0.2	5	7.1	57.8
107 0020 012 **	6 x 2 x 0.2	6	7.7	68.2
107 0020 014 **	7 x 2 x 0.2	7	7.7	74.5
107 0020 016 **	8 x 2 x 0.2	8	8.4	85.1
107 0020 018 **	9 x 2 x 0.2	9	9.3	97.6
107 0020 020 **	10 x 2 x 0.2	10	10.0	108.9
107 0020 022 **	11 x 2 x 0.2	11	10.3	117.8
107 0020 024 **	12 x 2 x 0.2	12	10.3	124.1
107 0020 026 **	13 x 2 x 0.2	13	10.9	135.1
107 0020 028 **	14 x 2 x 0.2	14	10.9	141.4
107 0020 030 **	15 x 2 x 0.2	15	11.5	153.0
107 0020 032 **	16 x 2 x 0.2	16	11.5	159.3
107 0020 034 **	17 x 2 x 0.2	17	12.2	171.4
107 0020 036 **	18 x 2 x 0.2	18	12.2	177.7
107 0020 038 **	19 x 2 x 0.2	19	12.2	184.0
107 0020 040 **	20 x 2 x 0.2	20	12.5	193.4
107 0020 042 **	21 x 2 x 0.2	21	12.8	202.7
107 0020 044 **	22 x 2 x 0.2	22	13.7	217.5
107 0025 002 **	1 x 2 x 0.25	1	4.0	18.0
107 0025 004 **	2 x 2 x 0.25	2	5.8	33.2
107 0025 006 **	3 x 2 x 0.25	3	6.1	42.2
107 0025 008 **	4 x 2 x 0.25	4	6.7	52.6
107 0025 010 **	5 x 2 x 0.25	5	7.4	63.7
107 0025 012 **	6 x 2 x 0.25	6	8.1	75.2
107 0025 014 **	7 x 2 x 0.25	7	8.1	82.3
107 0025 016 **	8 x 2 x 0.25	8	8.8	94.1
107 0025 018 **	9 x 2 x 0.25	9	9.7	107.9
107 0025 020 **	10 x 2 x 0.25	10	10.4	120.4
107 0025 022 **	11 x 2 x 0.25	11	10.8	130.4
107 0025 024 **	12 x 2 x 0.25	12	10.8	137.5
107 0025 026 **	13 x 2 x 0.25	13	11.4	149.7
107 0025 028 **	14 x 2 x 0.25	14	11.4	156.8
107 0025 030 **	15 x 2 x 0.25	15	12.0	169.7
107 0025 032 **	16 x 2 x 0.25	16	12.0	176.8
107 0025 034 **	17 x 2 x 0.25	17	12.7	190.2
107 0025 036 **	18 x 2 x 0.25	18	12.7	197.3
107 0025 038 **	19 x 2 x 0.25	19	12.7	204.5
107 0025 040 **	20 x 2 x 0.25	20	13.1	214.9
107 0025 042 **	21 x 2 x 0.25	21	13.4	225.3
107 0025 044 **	22 x 2 x 0.25	22	14.3	241.7
107 0030 002 **	1 x 2 x 0.3	1	4.2	19.8
107 0030 004 **	2 x 2 x 0.3	2	6.0	36.8
107 0030 006 **	3 x 2 x 0.3	3	6.4	47.2
107 0030 008 **	4 x 2 x 0.3	4	7.0	59.1
107 0030 010 **	5 x 2 x 0.3	5	7.7	71.7
107 0030 012 **	6 x 2 x 0.3	6	8.5	84.7
107 0030 014 **	7 x 2 x 0.3	7	8.5	93.0
107 0030 016 **	8 x 2 x 0.3	8	9.2	106.4

Part No.	Cores No.+area (mm²)	Twinning	Approx. Diameter (mm)	Approx. Weight (kg/km)
107 0030 018 **	9 x 2 x 0.3	9	10.2	122.0
107 0030 020 **	10 x 2 x 0.3	10	10.9	136.2
107 0030 022 **	11 x 2 x 0.3	11	11.3	147.6
107 0030 024 **	12 x 2 x 0.3	12	11.3	155.9
107 0030 026 **	13 x 2 x 0.3	13	11.9	169.6
107 0030 028 **	14 x 2 x 0.3	14	11.9	177.9
107 0030 030 **	15 x 2 x 0.3	15	12.6	192.5
107 0030 032 **	16 x 2 x 0.3	16	12.6	200.8
107 0030 034 **	17 x 2 x 0.3	17	13.4	216.0
107 0030 036 **	18 x 2 x 0.3	18	13.4	224.3
107 0030 038 **	19 x 2 x 0.3	19	13.4	232.6
107 0030 040 **	20 x 2 x 0.3	20	13.7	244.5
107 0030 042 **	21 x 2 x 0.3	21	14.1	256.4
107 0030 044 **	22 x 2 x 0.3	22	15.1	274.9
107 0034 002 **	1 x 2x 0.34	1	4.2	20.8
107 0034 004 **	2 x 2x 0.34	2	6.1	38.9
107 0034 006 **	3 x 2x 0.34	3	6.5	50.0
107 0034 008 **	4 x 2x 0.34	4	7.2	62.8
107 0034 010 **	5 x 2x 0.34	5	7.9	76.2
107 0034 012 **	6 x 2x 0.34	6	8.6	90.2
107 0034 014 **	7 x 2x 0.34	7	8.6	99.2
107 0034 016 **	8 x 2x 0.34	8	9.4	113.5
107 0034 018 **	9 x 2x 0.34	9	10.4	130.1
107 0034 020 **	10 x 2x 0.34	10	11.1	145.3
107 0034 022 **	11 x 2x 0.34	11	11.5	157.5
107 0034 024 **	12 x 2x 0.34	12	11.5	166.5
107 0034 026 **	13 x 2x 0.34	13	12.2	181.2
107 0034 028 **	14 x 2x 0.34	14	12.2	190.2
107 0034 030 **	15 x 2x 0.34	15	12.9	205.8
107 0034 032 **	16 x 2x 0.34	16	12.9	214.8
107 0034 034 **	17 x 2x 0.34	17	13.6	231.1
107 0034 036 **	18 x 2x 0.34	18	13.6	240.0
107 0034 038 **	19 x 2x 0.34	19	13.6	249.0
107 0034 040 **	20 x 2x 0.34	20	14.0	261.9
107 0034 042 **	21 x 2x 0.34	21	14.4	274.6
107 0034 044 **	22 x 2x 0.34	22	15.4	294.2
107 0050 002 **	1 x 2 x 0.5	1	5.1	29.7
107 0050 004 **	2 x 2 x 0.5	2	7.5	56.8
107 0050 006 **	3 x 2 x 0.5	3	8.0	73.9
107 0050 008 **	4 x 2 x 0.5	4	8.8	93.5
107 0050 010 **	5 x 2 x 0.5	5	9.7	114.1
107 0050 012 **	6 x 2 x 0.5	6	10.7	135.6
107 0050 014 **	7 x 2 x 0.5	7	10.7	149.6
107 0050 016 **	8 x 2 x 0.5	8	11.7	171.6
107 0050 018 **	9 x 2 x 0.5	9	12.9	197.1
107 0050 020 **	10 x 2 x 0.5	10	13.9	220.4
107 0050 022 **	11 x 2 x 0.5	11	14.4	239.4
107 0050 024 **	12 x 2 x 0.5	12	14.4	253.4
107 0050 026 **	13 x 2 x 0.5	13	15.2	276.1
107 0050 028 **	14 x 2 x 0.5	14	15.2	290.1
107 0050 030 **	15 x 2 x 0.5	15	16.1	314.2
107 0050 032 **	16 x 2 x 0.5	16	16.1	328.2
107 0050 034 **	17 x 2 x 0.5	17	17.1	353.3
107 0050 036 **	18 x 2 x 0.5	18	17.1	367.3
107 0050 038 **	19 x 2 x 0.5	19	17.1	381.2
107 0050 040 **	20 x 2 x 0.5	20	17.6	401.2
107 0050 042 **	21 x 2 x 0.5	21	18.0	420.9
107 0050 044 **	22 x 2 x 0.5	22	19.3	451.3
107 0075 002 **	1 x 2 x 0.75	1	5.6	37.4
107 0075 004 **	2 x 2 x 0.75	2	8.2	72.5
107 0075 006 **	3 x 2 x 0.75	3	8.8	95.7
107 0075 008 **	4 x 2 x 0.75	4	9.7	121.8
107 0075 010 **	5 x 2 x 0.75	5	10.7	149.3
107 0075 012 **	6 x 2 x 0.75	6	11.8	177.7
107 0075 014 **	7 x 2 x 0.75	7	11.8	197.2
107 0075 016 **	8 x 2 x 0.75	8	12.9	226.3
107 0075 018 **	9 x 2 x 0.75	9	14.3	259.8
107 0075 020 **	10 x 2 x 0.75	10	15.4	290.5
107 0075 022 **	11 x 2 x 0.75	11	15.9	316.1
107 0075 024 **	12 x 2 x 0.75	12	15.9	335.5
107 0075 026 **	13 x 2 x 0.75	13	16.8	365.6
107 0075 028 **	14 x 2 x 0.75	14	16.8	385.1
107 0075 030 **	15 x 2 x 0.75	15	17.9	416.8
107 0075 032 **	16 x 2 x 0.75	16	17.9	436.3

Note: For more customized products of other specifications or special specifications, please call for consultation.

Part No.	Cores No.+area (mm²)	Twinning	Approx. Diameter (mm)	Approx. Weight (kg/km)
107 0075 034 **	17 x 2 x 0.75	17	18.9	469.3
107 0075 036 **	18 x 2 x 0.75	18	18.9	488.7
107 0075 038 **	19 x 2 x 0.75	19	18.9	508.2
107 0075 040 **	20 x 2 x 0.75	20	19.5	534.9
107 0075 042 **	21 x 2 x 0.75	21	20.0	561.3
107 0075 044 **	22 x 2 x 0.75	22	21.4	600.8
107 0100 002 **	1 x 2 x 1.0	1	6.0	44.8
107 0100 004 **	2 x 2 x 1.0	2	8.9	87.5
107 0100 006 **	3 x 2 x 1.0	3	9.5	116.6
107 0100 008 **	4 x 2 x 1.0	4	10.5	149.1
107 0150 002 **	1 x 2 x 1.5	1	7.6	68.8
107 0150 004 **	2 x 2 x 1.5	2	11.5	137.0
107 0150 006 **	3 x 2 x 1.5	3	12.3	183.3

Note: For more customized products of other specifications or special specifications, please call for consultation.

PVC DATA CABLE SHIELDED LiYCY 106



Application

Cardiffcable LiYCY 106 is suitable for free but not continuously moving applications, without tensile stress and without defined cable routing. It can be used as data transmission cable, control and connecting cable predominantly for transmission of analog and digital signals in process controlled facilities in control technology. The copper shield protects against any electrical interference. it can be used in EMC–sensitive environments. Suitable for use in dry, humid and wet rooms. The outer sheath, based on PVC, is largely resistant to acids and oil, it is free of silicone and lacquer damaging substances.

Construction

Conductor: Fine strands of bare copper, acc. To DIN VDE 0295 class 5 resp. IEC 60228 cl.5
Insulation: PVC
Insulation colour: Acc. to DIN 47100
JZ Black core with white numbers and GN/YE
JB Color core and GN/YE
OZ Black core with white numbers
OB Color core
Shield: Tinned copper braid
Outer sheath: Special PVC compound
Sheath colour: Grev. RAL 7001 or RAL 7032

Technical data

Rated voltage: 250V
Test voltage: 0.14mm²: 1200V
> 0.14mm²: 1500V
Insulation resistance: ≥10MΩ・km (20℃)
Bending radius: Flexible applicatin:15x cable diameter
Fixed installation:6 x cable diameter
Temperature range: Flexible application: –5℃ to +70℃
Fixed installation: –20℃ to +70℃
Temperature resistant material:
Flexible application: –10℃ to +90℃
Fixed installation: –40℃ to +105℃
Burning behavior: Self–extinguishing &flame–retardant acc. to IEC 60332–1

Remarks

** represent the core colour

JZ code：01 OZ code：02
JB code：03 OB code：04

Part No.	Cores No.+area (mm²)	Approx. Diameter (mm)	Approx. Weight (kg/km)
106 0001 002 **	2 x 0.14	4.5	21.1
106 0001 003 **	3 x 0.14	4.6	26.6
106 0001 004 **	4 x 0.14	4.9	34.3
106 0001 005 **	5 x 0.14	5.2	47.2
106 0001 006 **	6 x 0.14	5.6	43.6
106 0001 007 **	7 x 0.14	5.6	49.6
106 0001 008 **	8 x 0.14	6.5	54.6
106 0001 009 **	9 x 0.14	6.3	59.8
106 0001 010 **	10 x 0.14	6.7	65.6
106 0001 012 **	12 x 0.14	6.9	72.3
106 0001 014 **	14 x 0.14	7.1	80.2
106 0001 016 **	16 x 0.14	7.6	92.9
106 0001 018 **	18 x 0.14	7.9	97.1
106 0001 020 **	20 x 0.14	8.1	103.9
106 0001 021 **	21 x 0.14	8.3	108.2
106 0001 024 **	24 x 0.14	9.2	124.6
106 0001 025 **	25 x 0.14	9.4	129.1
106 0001 027 **	27 x 0.14	9.4	134.0
106 0001 030 **	30 x 0.14	9.7	144.9
106 0001 032 **	32 x 0.14	10.1	153.8
106 0001 036 **	36 x 0.14	10.5	167.8
106 0002 002 **	2 x 0.25	4.5	30.5
106 0002 003 **	3 x 0.25	4.7	33.2
106 0002 004 **	4 x 0.25	5.1	39.2
106 0002 005 **	5 x 0.25	5.5	49.6
106 0002 006 **	6 x 0.25	6.0	61.1
106 0002 007 **	7 x 0.25	6.0	64.4
106 0002 008 **	8 x 0.25	6.4	74.7
106 0002 009 **	9 x 0.25	7.0	76.9
106 0002 010 **	10 x 0.25	7.4	84.6
106 0002 012 **	12 x 0.25	7.6	94.1
106 0002 014 **	14 x 0.25	8.0	108.8
106 0002 016 **	16 x 0.25	8.4	132.1
106 0002 018 **	18 x 0.25	8.9	128.3
106 0002 020 **	20 x 0.25	9.1	138.0
106 0002 021 **	21 x 0.25	9.3	143.9
106 0002 024 **	24 x 0.25	10.3	165.9
106 0002 025 **	25 x 0.25	10.5	172.1
106 0002 027 **	27 x 0.25	10.5	179.5
106 0002 030 **	30 x 0.25	10.9	194.8
106 0002 032 **	32 x 0.25	11.3	207.0
106 0002 036 **	36 x 0.25	11.7	252.5
106 0003 002 **	2 x 0.34	4.8	34.4
106 0003 003 **	3 x 0.34	5.0	41.0
106 0003 004 **	4 x 0.34	5.4	48.9
106 0003 005 **	5 x 0.34	5.9	61.6
106 0003 006 **	6 x 0.34	6.3	69.7
106 0003 007 **	7 x 0.34	6.3	74.9
106 0003 008 **	8 x 0.34	6.7	79.6
106 0003 009 **	9 x 0.34	7.4	90.0
106 0003 010 **	10 x 0.34	7.9	99.2
106 0003 012 **	12 x 0.34	8.1	110.9
106 0003 014 **	14 x 0.34	8.6	124.3
106 0003 016 **	16 x 0.34	9.0	138.2
106 0003 018 **	18 x 0.34	9.5	152.5
106 0003 020 **	20 x 0.34	9.7	166.9
106 0003 021 **	21 x 0.34	9.9	171.6
106 0003 024 **	24 x 0.34	11.0	198.0
106 0003 025 **	25 x 0.34	11.3	205.5
106 0003 027 **	27 x 0.34	11.3	214.9
106 0003 030 **	30 x 0.34	11.7	233.7
106 0003 032 **	32 x 0.34	12.1	248.5
106 0003 036 **	36 x 0.34	12.6	273.1
106 0005 002 **	2 x 0.5	5.6	48.3
106 0005 003 **	3 x 0.5	5.9	56.3
106 0005 004 **	4 x 0.5	6.4	68.0
106 0005 005 **	5 x 0.5	7.0	80.4
106 0005 006 **	6 x 0.5	7.6	93.2
106 0005 007 **	7 x 0.5	7.6	100.5
106 0005 008 **	8 x 0.5	8.1	121.1
106 0005 009 **	9 x 0.5	9.0	128.9
106 0005 010 **	10 x 0.5	9.6	142.5

Part No.	Cores No.+area (mm²)	Approx. Diameter (mm)	Approx. Weight (kg/km)
106 0005 012 **	12 x 0.5	9.9	168.5
106 0005 014 **	14 x 0.5	10.4	180.6
106 0005 016 **	16 x 0.5	11.0	212.0
106 0005 018 **	18 x 0.5	11.6	223.2
106 0005 020 **	20 x 0.5	11.9	241.5
106 0005 021 **	21 x 0.5	12.2	252.3
106 0005 024 **	24 x 0.5	13.6	291.9
106 0005 025 **	25 x 0.5	13.9	303.2
106 0005 027 **	27 x 0.5	13.9	317.7
106 0005 030 **	30 x 0.5	14.4	346.5
106 0005 032 **	32 x 0.5	15.0	323.2
106 0005 036 **	36 x 0.5	15.6	406.5
106 0007 002 **	2 x 0.75	6.1	56.0
106 0007 003 **	3 x 0.75	6.4	69.0
106 0007 004 **	4 x 0.75	7.0	84.3
106 0007 005 **	5 x 0.75	7.7	100.3
106 0007 006 **	6 x 0.75	8.3	116.9
106 0007 007 **	7 x 0.75	8.3	126.9
106 0007 008 **	8 x 0.75	9.0	158.5
106 0007 009 **	9 x 0.75	9.9	163.3
106 0007 010 **	10 x 0.75	10.6	180.8
106 0007 012 **	12 x 0.75	10.9	215.4
106 0007 014 **	14 x 0.75	11.5	231.6
106 0007 016 **	16 x 0.75	12.1	259.4
106 0007 018 **	18 x 0.75	12.8	287.8
106 0007 020 **	20 x 0.75	13.2	312.3
106 0007 021 **	21 x 0.75	13.5	326.6
106 0007 024 **	24 x 0.75	15.1	377.9
106 0007 025 **	25 x 0.75	15.4	392.8
106 0007 027 **	27 x 0.75	15.4	412.9
106 0007 030 **	30 x 0.75	16.0	451.3
106 0007 032 **	32 x 0.75	16.6	480.9
106 0007 036 **	36 x 0.75	17.3	531.2
106 0010 002 **	2 x 1.0	6.5	65.0
106 0010 003 **	3 x 1.0	6.9	81.1
106 0010 004 **	4 x 1.0	7.5	99.5
106 0010 005 **	5 x 1.0	8.2	119.1
106 0015 002 **	2 x 1.5	8.1	94.3
106 0015 003 **	3 x 1.5	8.6	119.3
106 0015 004 **	4 x 1.5	9.4	157.5

Note: For more customized products of other specifications or special specifications, please call for consultation.

PVC DATA CABLE SHIELDED LiYCY–TP 108



Application

Cardiffcable LiYCY–TP 108 is suitable for free but not continuously moving applications, without tensile stress and without defined cable routing. It can be used as data transmission cable, control and connecting cable predominantly for transmission of analog and digital signals in process controlled facilities in control technology. Synchronized twisted core pair lengths cause minimum coupling values. The copper shield protects against any electrical interference. it can be used in EMC–sensitive environments. Suitable for use in dry, humid and wet rooms. The outer sheath, based on PVC, is largely resistant to acids and oil, it is free of silicone and lacquer damaging substances.

Construction

Conductor: Fine strands of bare copper, acc. To DIN VDE 0295 class 5 resp. IEC 60228 cl.5
Insulation: PVC
Insulation colour: Twinning , Acc. to DIN 47100
OZ Black core with white numbers
OB Color core
Shield: Tinned copper braid
Outer sheath: Special PVC compound
Sheath colour: Grey, RAL 7001 or RAL 7032

Technical data

Rated voltage: 250V
Test voltage: 0.14mm^2: 1200V
> 0.14mm^2: 1500V
Insulation resistance: ⩾10MΩ・km (20℃)
Bending radius: Flexible applicatin:15x cable diameter
Fixed installation: 4 x cable diameter
Temperature range: Flexible application: –5℃ to +70℃
Fixed installation: –20℃ to +70℃
Temperature resistant material:
Flexible application: –10℃ to +90℃
Fixed installation: –40℃ to +105℃
Burning behavior: Self–extinguishing &flame–retardant acc. to IEC 60332–1

Remarks

** represent the core colour
OZ code：02
OB code：04

Part No.	Cores No.+area (mm²)	Twinning	Approx. Diameter (mm)	Approx. Weight (kg/km)
108 0014 002 **	1 x 2 x 0.14	1	4.2	23.9
108 0014 004 **	2 x 2 x 0.14	2	5.7	40.2
108 0014 006 **	3 x 2 x 0.14	3	6.1	47.5
108 0014 008 **	4 x 2 x 0.14	4	6.2	51.6
108 0014 010 **	5 x 2 x 0.14	5	7.2	66.5
108 0014 012 **	6 x 2 x 0.14	6	7.8	76.8
108 0014 014 **	7 x 2 x 0.14	7	7.8	81.5
108 0014 016 **	8 x 2 x 0.14	8	8.4	92.0
108 0014 018 **	9 x 2 x 0.14	9	9.2	104.8
108 0014 020 **	10 x 2 x 0.14	10	9.8	115.8
108 0014 022 **	11 x 2 x 0.14	11	10.1	123.8
108 0014 024 **	12 x 2 x 0.14	12	10.1	128.6
108 0014 026 **	13 x 2 x 0.14	13	10.6	139.0
108 0014 028 **	14 x 2 x 0.14	14	10.6	143.8
108 0014 030 **	15 x 2 x 0.14	15	11.2	155.0
108 0014 032 **	16 x 2 x 0.14	16	11.2	159.7
108 0014 034 **	17 x 2 x 0.14	17	11.8	171.5
108 0014 036 **	18 x 2 x 0.14	18	11.8	176.2
108 0014 038 **	19 x 2 x 0.14	19	11.8	181.0
108 0014 040 **	20 x 2 x 0.14	20	12.1	189.4
108 0014 042 **	21 x 2 x 0.14	21	12.4	197.7
108 0014 044 **	22 x 2 x 0.14	22	13.2	212.4
108 0020 002 **	1 x 2 x 0.2	1	4.5	27.4
108 0020 004 **	2 x 2 x 0.2	2	6.2	46.8
108 0020 006 **	3 x 2 x 0.2	3	6.5	56.0
108 0020 008 **	4 x 2 x 0.2	4	7.1	67.5
108 0020 010 **	5 x 2 x 0.2	5	7.7	79.6
108 0020 012 **	6 x 2 x 0.2	6	8.4	92.3
108 0020 014 **	7 x 2 x 0.2	7	8.4	98.6
108 0020 016 **	8 x 2 x 0.2	8	9.0	111.6
108 0020 018 **	9 x 2 x 0.2	9	9.9	127.1
108 0020 020 **	10 x 2 x 0.2	10	10.6	140.7
108 0020 022 **	11 x 2 x 0.2	11	10.9	150.8
108 0020 024 **	12 x 2 x 0.2	12	10.9	157.2
108 0020 026 **	13 x 2 x 0.2	13	11.5	170.2
108 0020 028 **	14 x 2 x 0.2	14	11.5	176.5
108 0020 030 **	15 x 2 x 0.2	15	12.2	190.3
108 0020 032 **	16 x 2 x 0.2	16	12.2	196.7
108 0020 034 **	17 x 2 x 0.2	17	12.8	211.2
108 0020 036 **	18 x 2 x 0.2	18	12.8	217.5
108 0020 038 **	19 x 2 x 0.2	19	12.8	223.9
108 0020 040 **	20 x 2 x 0.2	20	13.2	234.5
108 0020 042 **	21 x 2 x 0.2	21	13.5	245.0
108 0020 044 **	22 x 2 x 0.2	22	14.4	262.9
108 0025 002 **	1 x 2 x 0.25	1	4.6	29.0
108 0025 004 **	2 x 2 x 0.25	2	6.3	49.9
108 0025 006 **	3 x 2 x 0.25	3	6.7	60.0
108 0025 008 **	4 x 2 x 0.25	4	7.3	72.5
108 0025 010 **	5 x 2 x 0.25	5	8.0	85.7
108 0025 012 **	6 x 2 x 0.25	6	8.7	99.5
108 0025 014 **	7 x 2 x 0.25	7	8.7	106.6
108 0025 016 **	8 x 2 x 0.25	8	9.4	120.7
108 0025 018 **	9 x 2 x 0.25	9	10.3	137.6
108 0025 020 **	10 x 2 x 0.25	10	11.0	152.3
108 0025 022 **	11 x 2 x 0.25	11	11.3	163.5
108 0025 024 **	12 x 2 x 0.25	12	11.3	170.6
108 0025 026 **	13 x 2 x 0.25	13	11.9	184.7
108 0025 028 **	14 x 2 x 0.25	14	11.9	191.8
108 0025 030 **	15 x 2 x 0.25	15	12.6	206.9
108 0025 032 **	16 x 2 x 0.25	16	12.6	214.0
108 0025 034 **	17 x 2 x 0.25	17	13.3	229.7
108 0025 036 **	18 x 2 x 0.25	18	13.3	236.8
108 0025 038 **	19 x 2 x 0.25	19	13.3	243.9
108 0025 040 **	20 x 2 x 0.25	20	13.7	255.6
108 0025 042 **	21 x 2 x 0.25	21	14.0	267.1
108 0025 044 **	22 x 2 x 0.25	22	14.9	286.5
108 0030 002 **	1 x 2 x 0.3	1	4.8	31.3
108 0030 004 **	2 x 2 x 0.3	2	6.6	54.4
108 0030 006 **	3 x 2 x 0.3	3	7.0	65.9
108 0030 008 **	4 x 2 x 0.3	4	7.6	79.9
108 0030 010 **	5 x 2 x 0.3	5	8.3	94.8
108 0030 012 **	6 x 2 x 0.3	6	9.0	110.3
108 0030 014 **	7 x 2 x 0.3	7	9.0	118.6
108 0030 016 **	8 x 2 x 0.3	8	9.8	134.4
108 0030 018 **	9 x 2 x 0.3	9	10.8	153.2
108 0030 020 **	10 x 2 x 0.3	10	11.5	169.8
108 0030 022 **	11 x 2 x 0.3	11	11.9	182.4
108 0030 024 **	12 x 2 x 0.3	12	11.9	190.7
108 0030 026 **	13 x 2 x 0.3	13	12.5	206.6
108 0030 028 **	14 x 2 x 0.3	14	12.5	214.8
108 0030 030 **	15 x 2 x 0.3	15	13.2	231.7
108 0030 032 **	16 x 2 x 0.3	16	13.2	240.0
108 0030 034 **	17 x 2 x 0.3	17	13.9	257.6
108 0030 036 **	18 x 2 x 0.3	18	13.9	265.9
108 0030 038 **	19 x 2 x 0.3	19	13.9	274.2
108 0030 040 **	20 x 2 x 0.3	20	14.3	287.4
108 0030 042 **	21 x 2 x 0.3	21	14.7	300.4
108 0030 044 **	22 x 2 x 0.3	22	15.7	322.1
108 0034 002 **	1 x 2 x 0.34	1	4.8	32.6
108 0034 004 **	2 x 2 x 0.34	2	6.7	56.8
108 0034 006 **	3 x 2 x 0.34	3	7.1	69.2
108 0034 008 **	4 x 2 x 0.34	4	7.7	84.1
108 0034 010 **	5 x 2 x 0.34	5	8.5	99.9
108 0034 012 **	6 x 2 x 0.34	6	9.2	116.3
108 0034 014 **	7 x 2 x 0.34	7	9.2	125.3
108 0034 016 **	8 x 2 x 0.34	8	10.0	142.1
108 0034 018 **	9 x 2 x 0.34	9	11.0	162.0
108 0034 020 **	10 x 2 x 0.34	10	11.7	179.6
108 0034 022 **	11 x 2 x 0.34	11	12.1	193.1
108 0034 024 **	12 x 2 x 0.34	12	12.1	202.1
108 0034 026 **	13 x 2 x 0.34	13	12.8	219.0
108 0034 028 **	14 x 2 x 0.34	14	12.8	228.0
108 0034 030 **	15 x 2 x 0.34	15	13.5	245.9
108 0034 032 **	16 x 2 x 0.34	16	13.5	254.9
108 0034 034 **	17 x 2 x 0.34	17	14.2	273.6
108 0034 036 **	18 x 2 x 0.34	18	14.2	282.6
108 0034 038 **	19 x 2 x 0.34	19	14.2	291.6
108 0034 040 **	20 x 2 x 0.34	20	14.6	305.7
108 0034 042 **	21 x 2 x 0.34	21	15.0	319.6
108 0034 044 **	22 x 2 x 0.34	22	16.0	342.5
108 0050 002 **	1 x 2 x 0.5	1	5.7	44.3
108 0050 004 **	2 x 2 x 0.5	2	8.	79.2
108 0050 006 **	3 x 2 x 0.5	3	8.6	97.9
108 0050 008 **	4 x 2 x 0.5	4	9.4	120.2
108 0050 010 **	5 x 2 x 0.5	5	10.3	143.9
108 0050 012 **	6 x 2 x 0.5	6	11.3	168.4
108 0050 014 **	7 x 2 x 0.5	7	11.3	182.4
108 0050 016 **	8 x 2 x 0.5	8	12.2	207.6
108 0050 018 **	9 x 2 x 0.5	9	13.5	237.3
108 0050 020 **	10 x 2 x 0.5	10	14.5	263.7
108 0050 022 **	11 x 2 x 0.5	11	15.0	284.3
108 0050 024 **	12 x 2 x 0.5	12	15.0	298.3
108 0050 026 **	13 x 2 x 0.5	13	15.8	323.8
108 0050 028 **	14 x 2 x 0.5	14	15.8	337.7
108 0050 030 **	15 x 2 x 0.5	15	16.7	364.8
108 0050 032 **	16 x 2 x 0.5	16	16.7	378.8
108 0050 034 **	17 x 2 x 0.5	17	17.7	407.1
108 0050 036 **	18 x 2 x 0.5	18	17.7	421.0
108 0050 038 **	19 x 2 x 0.5	19	17.7	435.0
108 0050 040 **	20 x 2 x 0.5	20	18.2	457.3
108 0050 042 **	21 x 2 x 0.5	21	18.7	478.6
108 0050 044 **	22 x 2 x 0.5	22	20.0	513.2
108 0075 002 **	1 x 2 x 0.75	1	6.2	53.5
108 0075 004 **	2 x 2 x 0.75	2	8.8	97.3
108 0075 006 **	3 x 2 x 0.75	3	9.4	122.3
108 0075 008 **	4 x 2 x 0.75	4	10.3	151.5
108 0075 010 **	5 x 2 x 0.75	5	11.3	182.4
108 0075 012 **	6 x 2 x 0.75	6	12.4	214.3
108 0075 014 **	7 x 2 x 0.75	7	12.4	233.7
108 0075 016 **	8 x 2 x 0.75	8	13.5	266.4
108 0075 018 **	9 x 2 x 0.75	9	14.9	304.5
108 0075 020 **	10 x 2 x 0.75	10	16.0	338.7
108 0075 022 **	11 x 2 x 0.75	11	16.5	366.0
108 0075 024 **	12 x 2 x 0.75	12	16.5	385.5
108 0075 026 **	13 x 2 x 0.75	13	17.4	418.6
108 0075 028 **	14 x 2 x 0.75	14	17.4	438.1
108 0075 030 **	15 x 2 x 0.75	15	18.5	474.0
108 0075 032 **	16 x 2 x 0.75	16	18.5 1	493.4
108 0075 034 **	17 x 2 x 0.75	17	19.6	530.0
108 0075 036 **	18 x 2 x 0.75	18	19.6	549.4
108 0075 038 **	19 x 2 x 0.75	19	19.6	568.9
108 0075 040 **	20 x 2 x 0.75	20	20.2	597.4
108 0075 042 **	21 x 2 x 0.75	21	20.7	625.6
108 0075 044 **	22 x 2 x 0.75	22	22.3	671.6
108 0100 002 **	1 x 2 x 1.0	1	6.6	62.3
108 0100 004 **	2 x 2 x 1.0	2	9.5	114.6
108 0100 006 **	3 x 2 x 1.0	3	10.1	145.6
108 0100 008 **	4 x 2 x 1.0	4	11.1	181.4
108 0150 002 **	1 x 2 x 1.5	1	8.2	91.5
108 0150 004 **	2 x 2 x 1.5	2	12.1	172.5
108 0150 006 **	3 x 2 x 1.5	3	12.9	221.4

Note: For more customized products of other specifications or special specifications, please call for consultation.

Note: For more customized products of other specifications or special specifications, please call for consultation.

HALOGEN–FREE CONTROL CABLE LSHF 161



Application

Cardiffcable LSHF 161 is suitable for free but not continuously moving applications, without tensile stress and without defined cable routing. It can be used in airport, railway station, machine tools, plant as well as in heating, air refrigeration systems. Particularly where human and animal life are exposed to high risk of fire hazards. The outer sheath, based on special halogen–free compound, is free of silicone and lacquer damaging substances.

Recommended: Cardiffcable LSHF–C series, when there is external electromagnetic interference.

Construction

Conductor: Fine strands of bare copper, acc. To DIN VDE 0295 class 5 resp. IEC 60228 cl.5

Insulation: Special halogen–free compound

Insulation colour:

JZ Black core with white numbers and GN/YE

JB Color core and GN/YE

OZ Black core with white numbers

OB Color core

Outer sheath: Special halogen–free compound

Sheath colour: Grey, RAL 7001 / Black, RAL 9005

Technical data

Rated voltage: 300/500V

Test voltage: 2000V

Insulation resistance: ⩾20MΩ・km (20℃)

Bending radius: Flexible applicatin:20 x cable diameter

Fixed installation:6 x cable diameter

Temperature range: Flexible application: –5℃ to +70℃

Fixed installation: –30℃ to +90℃ (Max:+125℃，Irradiation:150℃)

Burning behavior: Self–extinguishing &flame–retardant acc. to IEC 60332–1

Halogen–free characteristics of smoke: Acc. to IEC 670754–1; EN 50267–2–1

Remarks

** represent the core colour

JZ code：01 OZ code：02

JB code：03 OB code：04

Part No.	Cores No.+area (mm²)	Approx. Diameter (mm)	Approx. Weight (kg/km)
161 0005 002 **	2 x 0.5	5.7	46.3
161 0005 003 **	3 x 0.5	6.1	55.1
161 0005 004 **	4 x 0.5	6.7	67.4
161 0005 005 **	5 x 0.5	7.5	80.8
161 0005 006 **	6 x 0.5	8.2	94.9
161 0005 007 **	7 x 0.5	8.2	104.0
161 0005 008 **	8 x 0.5	8.9	118.4
161 0005 009 **	9 x 0.5	9.9	136.4
161 0005 010 **	10 x 0.5	10.7	155.2
161 0005 012 **	12 x 0.5	11.0	174.9
161 0005 014 **	14 x 0.5	11.7	198.3
161 0005 016 **	16 x 0.5	12.4	222.9
161 0005 018 **	18 x 0.5	13.1	248.3
161 0005 020 **	20 x 0.5	13.5	268.8
161 0005 021 **	21 x 0.5	13.9	283.5
161 0005 024 **	24 x 0.5	15.6	333.5
161 0005 025 **	25 x 0.5	16.0	348.9
161 0005 027 **	27 x 0.5	16.0	363.8
161 0005 030 **	30 x 0.5	16.6	398.3
161 0005 032 **	32 x 0.5	17.3	428.3
161 0005 036 **	36 x 0.5	18.0	471.0
161 0007 002 **	2 x 0.75	6.2	56.8
161 0007 003 **	3 x 0.75	6.6	68.4
161 0007 004 **	4 x 0.75	7.3	84.2
161 0007 005 **	5 x 0.75	8.1	101.3
161 0007 006 **	6 x 0.75	8.9	119.3
161 0007 007 **	7 x 0.75	8.9	131.4
161 0007 008 **	8 x 0.75	9.7	149.6
161 0007 009 **	9 x 0.75	10.8	172.3
161 0007 010 **	10 x 0.75	11.6	195.9
161 0007 012 **	12 x 0.75	12.0	221.7
161 0007 014 **	14 x 0.75	12.7	252.0
161 0007 016 **	16 x 0.75	13.5	283.7
161 0007 018 **	18 x 0.75	14.3	316.4
161 0007 020 **	20 x 0.75	14.7	343.2
161 0007 021 **	21 x 0.75	15.1	362.0
161 0007 024 **	24 x 0.75	17.0	425.1
161 0007 025 **	25 x 0.75	17.4	444.7
161 0007 027 **	27 x 0.75	17.4	464.9
161 0007 030 **	30 x 0.75	18.1	509.7
161 0007 032 **	32 x 0.75	18.9	547.8
161 0007 036 **	36 x 0.75	19.7	603.5
161 0010 002 **	2 x 1.0	6.6	66.7
161 0010 003 **	3 x 1.0	7.1	81.1
161 0010 004 **	4 x 1.0	7.8	100.2
161 0010 005 **	5 x 1.0	8.7	120.8
161 0010 006 **	6 x 1.0	9.5	142.5
161 0010 007 **	7 x 1.0	9.5	157.4
161 0010 008 **	8 x 1.0	10.4	179.4
161 0010 009 **	9 x 1.0	11.6	206.5
161 0010 010 **	10 x 1.0	12.4	234.6
161 0010 012 **	12 x 1.0	12.9	266.3
161 0010 014 **	14 x 1.0	13.6	303.2
161 0010 016 **	16 x 1.0	14.5	341.8
161 0010 018 **	18 x 1.0	15.3	381.4
161 0010 020 **	20 x 1.0	15.8	414.3
161 0010 021 **	21 x 1.0	16.2	436.9
161 0010 024 **	24 x 1.0	18.2	512.6
161 0010 025 **	25 x 1.0	18.7	536.1
161 0010 027 **	27 x 1.0	18.7	561.4
161 0010 030 **	30 x 1.0	19.5	616.1
161 0010 032 **	32 x 1.0	20.3	662.0
161 0010 036 **	36 x 1.0	21.2	730.3
161 0015 002 **	2 x 1.5	7.7	92.3
161 0015 003 **	3 x 1.5	8.2	112.8
161 0015 004 **	4 x 1.5	9.1	140.0
161 0015 005 **	5 x 1.5	10.1	169.2
161 0015 006 **	6 x 1.5	11.2	199.8
161 0015 007 **	7 x 1.5	11.2	221.3
161 0015 008 **	8 x 1.5	12.2	252.4
161 0015 009 **	9 x 1.5	13.6	290.6
161 0015 010 **	10 x 1.5	14.6	330.4
161 0015 012 **	12 x 1.5	15.2	375.8
161 0015 014 **	14 x 1.5	16.1	428.4

Part No.	Cores No.+area (mm²)	Approx. Diameter (mm)	Approx. Weight (kg/km)
161 0015 016 **	16 x 1.5	17.1	483.4
161 0015 018 **	18 x 1.5	18.1	539.8
161 0015 019 **	19 x 1.5	18.1	561.3
161 0015 020 **	20 x 1.5	18.6	586.9
161 0015 021 **	21 x 1.5	19.1	619.1
161 0015 024 **	24 x 1.5	21.6	726.4
161 0015 025 **	25 x 1.5	22.1	759.9
161 0015 027 **	27 x 1.5	22.1	796.5
161 0015 030 **	30 x 1.5	23.0	874.6
161 0015 032 **	32 x 1.5	24.0	939.9
161 0015 036 **	36 x 1.5	25.0	1037.6
161 0025 002 **	2 x 2.5	9.2	137.6
161 0025 003 **	3 x 2.5	9.9	169.9
161 0025 004 **	4 x 2.5	11.0	211.8
161 0025 005 **	5 x 2.5	12.2	256.8
161 0025 006 **	6 x 2.5	13.5	303.8
161 0025 007 **	7 x 2.5	13.5	337.8
161 0025 008 **	8 x 2.5	14.7	385.7
161 0025 009 **	9 x 2.5	16.4	443.8
161 0025 010 **	10 x 2.5	17.7	504.5
161 0025 012 **	12 x 2.5	18.3	575.9
161 0025 014 **	14 x 2.5	19.4	657.7
161 0025 016 **	16 x 2.5	20.7	743.0
161 0025 018 **	18 x 2.5	21.9	830.5
161 0025 020 **	20 x 2.5	22.6	904.3
161 0025 021 **	21 x 2.5	23.2	954.0
161 0025 024 **	24 x 2.5	26.1	1118.6
161 0025 025 **	25 x 2.5	26.8	1170.2
161 0025 027 **	27 x 2.5	26.8	1228.5
161 0025 030 **	30 x 2.5	27.9	1350.4
161 0025 032 **	32 x 2.5	29.1	1451.2
161 0025 036 **	36 x 2.5	30.4	1604.0
161 0040 002 **	2 x 4	11.0	199.4
161 0040 003 **	3 x 4	11.8	247.7
161 0040 004 **	4 x 4	13.1	309.9
161 0040 005 **	5 x 4	14.6	376.4
161 0040 007 **	7 x 4	16.1	497.0
161 0060 002 **	2 x 6	12.6	271.8
161 0060 003 **	3 x 6	13.5	340.1
161 0060 004 **	4 x 6	15.1	427.0
161 0060 005 **	5 x 6	16.8	519.6
161 0060 007 **	7 x 6	18.5	688.8
161 0100 003 **	3 x 10	17.5	567.6
161 0100 004 **	4 x 10	19.6	713.4
161 0100 005 **	5 x 10	21.8	869.0
161 0100 007 **	7 x 10	24.1	1153.6
161 0160 003 **	3 x 16	19.8	804.0
161 0160 004 **	4 x 16	22.1	1017.2
161 0160 005 **	5 x 16	24.6	1243.1
161 0160 007 **	7 x 16	27.2	1661.1
161 0250 003 **	3 x 25	24.8	1249.0
161 0250 004 **	4 x 25	27.7	1580.6
161 0250 005 **	5 x 25	30.9	1932.2
161 0250 007 **	7 x 25	34.2	2583.2
161 0350 003 **	3 x 35	27.8	1652.2
161 0350 004 **	4 x 35	31.0	2097.0
161 0350 005 **	5 x 35	34.6	2567.3
161 0350 007 **	7 x 35	38.4	3442.2
161 0500 003 **	3 x 50	33.3	2354.3
161 0500 004 **	4 x 50	37.2	2988.4
161 0500 005 **	5 x 50	41.5	3659.2
161 0500 007 **	7 x 50	46.0	4907.3
161 0700 003 **	3 x 70	37.8	3143.4
161 0700 004 **	4 x 70	42.2	3998.1
161 0700 005 **	5 x 70	47.2	4900.1
161 0950 003 **	3 x 95	43.8	4250.0
161 0950 004 **	4 x 95	49.0	5408.7
161 0950 005 **	5 x 95	54.7	6631.2
161 1200 003 **	3 x 120	48.3	5262.4
161 1200 004 **	4 x 120	54.0	6703.8
161 1500 003 **	3 x 150	53.5	6527.9
161 1500 004 **	4 x 150	59.9	8320.5
161 1850 004 **	4 x 185	66.6	10268.4

Note: For more customized products of other specifications or special specifications, please call for consultation.

HALOGEN–FREE CONTROL CABLE SHIELDED LSHF–C 162



Application

Cardiffcable LSHF–C 162 is suitable for free but not continuously moving applications, without tensile stress and without defined cable routing. It can be used in airport, railway station, machine tools, plant as well as in heating, air refrigeration systems. Particularly where human and animal life are exposed to high risk of fire hazards. It also can be used in EMC–sensitive environments. The outer sheath, based on special halogen–free compound, is free of silicone and lacquer damaging substances.

Construction

Conductor: Fine strands of bare copper, acc. To DIN VDE 0295 class 5 resp. IEC 60228 cl.5
Insulation: Special halogen–free compound
Insulation colour:

JZ Black core with white numbers and GN/YE
JB Color core and GN/YE
OZ Black core with white numbers
OB Color core

Shield: Tinned copper braid
Outer sheath: Special halogen–free compound
Sheath colour: Grey, RAL 7001 / Black, RAL 9005

Technical data

Rated voltage: 300/500V
Test voltage: 2000V
Insulation resistance: ⩾20MΩ・km (20℃)
Bending radius: Flexible applicatin:20 x cable diameter
Fixed installation:6 x cable diameter
Temperature range: Flexible application: –5℃ to +70℃
Fixed installation: –30℃ to +90℃ (Max:+125℃，Irradiation:150℃)
Burning behavior: Self–extinguishing &flame–retardant acc. to IEC 60332–1
Halogen–free characteristics of smoke: Acc. to IEC 670754–1; EN 50267–2–1

Remarks

** represent the core colour

JZ code：01 OZ code：02
JB code：03 OB code：04

Part No.	Cores No.+area (mm²)	Approx. Diameter (mm)	Approx. Weight (kg/km)
162 0005 002 **	2 x 0.5	6.5	57.7
162 0005 003 **	3 x 0.5	6.9	70.1
162 0005 004 **	4 x 0.5	7.5	85.0
162 0005 005 **	5 x 0.5	8.2	100.8
162 0005 006 **	6 x 0.5	9.0	117.2
162 0005 007 **	7 x 0.5	9.0	126.2
162 0005 008 **	8 x 0.5	9.7	143.0
162 0005 009 **	9 x 0.5	10.7	162.8
162 0005 010 **	10 x 0.5	11.4	180.4
162 0005 012 **	12 x 0.5	11.8	202.9
162 0005 014 **	14 x 0.5	12.5	228.7
162 0005 016 **	16 x 0.5	13.2	255.6
162 0005 018 **	18 x 0.5	13.9	283.2
162 0005 020 **	20 x 0.5	14.3	306.3
162 0005 021 **	21 x 0.5	14.6	320.2
162 0005 024 **	24 x 0.5	16.3	371.7
162 0005 025 **	25 x 0.5	16.7	386.3
162 0005 027 **	27 x 0.5	16.7	404.3
162 0005 030 **	30 x 0.5	17.4	441.1
162 0005 032 **	32 x 0.5	18.3	492.8
162 0005 036 **	36 x 0.5	18.8	517.9
162 0007 002 **	2 x 0.75	7.0	67.8
162 0007 003 **	3 x 0.75	7.4	83.6
162 0007 004 **	4 x 0.75	8.1	102.2
162 0007 005 **	5 x 0.75	8.9	121.9
162 0007 006 **	6 x 0.75	9.7	142.3
162 0007 007 **	7 x 0.75	9.7	154.2
162 0007 008 **	8 x 0.75	10.5	175.0
162 0007 009 **	9 x 0.75	11.6	199.4
162 0007 010 **	10 x 0.75	12.4	221.2
162 0007 012 **	12 x 0.75	12.8	250.2
162 0007 014 **	14 x 0.75	13.5	283.1
162 0007 016 **	16 x 0.75	14.3	317.2
162 0007 018 **	18 x 0.75	15.1	352.2
162 0007 020 **	20 x 0.75	15.5	381.9
162 0007 021 **	21 x 0.75	15.9	399.5
162 0007 024 **	24 x 0.75	18.0	486.1
162 0007 025 **	25 x 0.75	18.4	505.1
162 0007 027 **	27 x 0.75	18.4	529.0
162 0007 030 **	30 x 0.75	19.1	577.0
162 0007 032 **	32 x 0.75	19.9	614.6
162 0007 036 **	36 x 0.75	20.7	677.1
162 0010 002 **	2 x 1.0	7.4	77.2
162 0010 003 **	3 x 1.0	7.8	96.2
162 0010 004 **	4 x 1.0	8.6	118.4
162 0010 005 **	5 x 1.0	9.4	141.7
162 0010 006 **	6 x 1.0	10.3	165.9
162 0010 007 **	7 x 1.0	10.3	180.7
162 0010 008 **	8 x 1.0	11.2	205.3
162 0010 009 **	9 x 1.0	12.3	233.9
162 0010 010 **	10 x 1.0	13.2	259.6
162 0010 012 **	12 x 1.0	13.6	295.0
162 0010 014 **	14 x 1.0	14.4	334.6
162 0010 016 **	16 x 1.0	15.2	375.6
162 0010 018 **	18 x 1.0	16.1	417.6
162 0010 020 **	20 x 1.0	16.5	453.7
162 0010 021 **	21 x 1.0	17.0	474.8
162 0010 024 **	24 x 1.0	19.2	575.0
162 0010 025 **	25 x 1.0	19.7	597.7
162 0010 027 **	27 x 1.0	19.7	627.2
162 0010 030 **	30 x 1.0	20.4	685.2
162 0010 032 **	32 x 1.0	21.2	730.2
162 0010 036 **	36 x 1.0	22.1	805.9
162 0015 002 **	2 x 1.5	8.5	102.0
162 0015 003 **	3 x 1.5	9.1	129.1
162 0015 004 **	4 x 1.5	10.0	160.3
162 0015 005 **	5 x 1.5	11.0	193.1
162 0015 006 **	6 x 1.5	12.0	227.0
162 0015 007 **	7 x 1.5	12.0	248.7
162 0015 008 **	8 x 1.5	13.0	283.3
162 0015 009 **	9 x 1.5	14.4	323.2
162 0015 010 **	10 x 1.5	15.5	359.3

Part No.	Cores No.+area (mm²)	Approx. Diameter (mm)	Approx. Weight (kg/km)
162 0015 012 **	12 x 1.5	16.0	410.3
162 0015 014 **	14 x 1.5	16.9	467.0
162 0015 016 **	16 x 1.5	18.1	548.1
162 0015 018 **	18 x 1.5	19.2	609.5
162 0015 020 **	20 x 1.5	19.7	662.2
162 0015 021 **	21 x 1.5	20.2	693.1
162 0015 024 **	24 x 1.5	22.6	804.1
162 0015 025 **	25 x 1.5	23.2	836.4
162 0015 027 **	27 x 1.5	23.2	879.7
162 0015 030 **	30 x 1.5	24.3	993.5
162 0015 032 **	32 x 1.5	25.3	1058.8
162 0015 036 **	36 x 1.5	26.3	1169.1
162 0025 002 **	2 x 2.5	10.4	148.3
162 0025 003 **	3 x 2.5	11.1	190.8
162 0025 004 **	4 x 2.5	12.3	239.3
162 0025 005 **	5 x 2.5	13.5	290.1
162 0025 006 **	6 x 2.5	14.8	342.7
162 0025 007 **	7 x 2.5	14.8	377.5
162 0025 008 **	8 x 2.5	16.2	431.1
162 0025 009 **	9 x 2.5	18.2	515.3
162 0025 010 **	10 x 2.5	19.5	573.1
162 0025 012 **	12 x 2.5	20.2	654.9
162 0025 014 **	14 x 2.5	21.3	745.8
162 0025 016 **	16 x 2.5	22.6	839.8
162 0025 018 **	18 x 2.5	23.9	935.9
162 0025 020 **	20 x 2.5	24.8	1050.8
162 0025 021 **	21 x 2.5	25.4	1100.0
162 0025 024 **	24 x 2.5	28.5	1276.9
162 0025 025 **	25 x 2.5	29.2	1328.4
162 0025 027 **	27 x 2.5	29.2	1398.0
162 0025 030 **	30 x 2.5	30.3	1531.3
162 0025 032 **	32 x 2.5	31.6	1633.6
162 0025 036 **	36 x 2.5	32.9	1808.1
162 0040 002 **	2 x 4	11.8	197.1
162 0040 003 **	3 x 4	12.6	257.8
162 0040 004 **	4 x 4	13.9	326.0
162 0040 005 **	5 x 4	15.4	397.2
162 0040 007 **	7 x 4	16.9	521.8
162 0060 002 **	2 x 6	13.4	261.9
162 0060 003 **	3 x 6	14.4	347.3
162 0060 004 **	4 x 6	15.9	442.3
162 0060 005 **	5 x 6	17.6	541.0
162 0060 007 **	7 x 6	19.6	740.6
162 0100 003 **	3 x 10	18.6	575.8
162 0100 004 **	4 x 10	20.6	734.0
162 0100 005 **	5 x 10	22.8	898.7
162 0100 007 **	7 x 10	25.4	1222.8
162 0160 003 **	3 x 16	20.8	799.9
162 0160 004 **	4 x 16	23.1	1027.5
162 0160 005 **	5 x 16	25.9	1295.9
162 0160 007 **	7 x 16	28.5	1725.1

Note: For more customized products of other specifications or special specifications, please call for consultation.

HALOGEN–FREE CONTROL CABLE SHIELDED
LSHF–2–C 163



Application

Cardiffcable LSHF–2–C 163 is suitable for free but not continuously moving applications, without tensile stress and without defined cable routing. It can be used in airport, railway station, machine tools, plant as well as in heating, air refrigeration systems. Particularly where human and animal life are exposed to high risk of fire hazards. It also can be used in EMC–sensitive environments. The outer sheath, based on special halogen–free compound, is free of silicone and lacquer damaging substances.

Construction

Conductor: Fine strands of bare copper, acc. To DIN VDE 0295 class 5 resp. IEC 60228 cl.5
Insulation: Special halogen–free compound
Insulation colour:

JZ Black core with white numbers and GN/YE
JB Color core and GN/YE
OZ Black core with white numbers
OB Color core

Shield: Tinned copper braid
Outer sheath: Special halogen–free compound
Sheath colour: Grey, RAL 7001 / Black, RAL 9005

Technical data

Rated voltage: 300/500V
Test voltage: 2000V
Insulation resistance: ≥20MΩ・km (20℃)
Bending radius: Flexible applicatin:20 x cable diameter
Fixed installation:6 x cable diameter
Temperature range: Flexible application: –5℃ to +70℃
Fixed installation: –30℃ to +90℃ (Max:+125℃，Irradiation:150℃)
Burning behavior: Self–extinguishing &flame–retardant acc. to IEC 60332–1
Halogen–free characteristics of smoke: Acc. to IEC 670754–1; EN 50267–2–1

Remarks

** represent the core colour

JZ code：01 OZ code：02
JB code：03 OB code：04

Part No.	Cores No.+area (mm²)	Approx. Diameter (mm)	Approx. Weight (kg/km)
163 0005 002 **	2 x 0.5	8.1	99.4
163 0005 003 **	3 x 0.5	8.5	111.5
163 0005 004 **	4 x 0.5	9.2	129.3
163 0005 005 **	5 x 0.5	9.9	148.9
163 0005 006 **	6 x 0.5	10.7	169.7
163 0005 007 **	7 x 0.5	10.7	178.8
163 0005 008 **	8 x 0.5	11.5	199.9
163 0005 009 **	9 x 0.5	12.5	227.1
163 0005 010 **	10 x 0.5	13.3	252.8
163 0005 012 **	12 x 0.5	13.6	276.1
163 0005 014 **	14 x 0.5	14.3	305.7
163 0005 016 **	16 x 0.5	15.0	337.2
163 0005 018 **	18 x 0.5	15.8	369.9
163 0005 020 **	20 x 0.5	16.2	394.2
163 0005 021 **	21 x 0.5	16.6	412.5
163 0005 024 **	24 x 0.5	18.4	480.2
163 0005 025 **	25 x 0.5	18.8	499.6
163 0005 027 **	27 x 0.5	18.8	514.5
163 0005 030 **	30 x 0.5	19.4	555.8
163 0005 032 **	32 x 0.5	20.4	618.8
163 0005 036 **	36 x 0.5	20.9	644.0
163 0007 002 **	2 x 0.75	8.6	114.1
163 0007 003 **	3 x 0.75	9.1	129.3
163 0007 004 **	4 x 0.75	8.6	124.1
163 0007 005 **	5 x 0.75	10.6	175.3
163 0007 006 **	6 x 0.75	11.4	200.6
163 0007 007 **	7 x 0.75	11.4	212.7
163 0007 008 **	8 x 0.75	12.3	238.5
163 0007 009 **	9 x 0.75	13.4	271.4
163 0007 010 **	10 x 0.75	14.3	302.8
163 0007 012 **	12 x 0.75	14.7	332.6
163 0007 014 **	14 x 0.75	15.4	369.8
163 0007 016 **	16 x 0.75	16.2	409.2
163 0007 018 **	18 x 0.75	17.1	450.1
163 0007 020 **	20 x 0.75	17.5	481.2
163 0007 021 **	21 x 0.75	17.9	504.0
163 0007 024 **	24 x 0.75	20.1	612.3
163 0007 025 **	25 x 0.75	20.5	636.9
163 0007 027 **	27 x 0.75	20.5	657.1
163 0007 030 **	30 x 0.75	21.3	710.5
163 0007 032 **	32 x 0.75	22.1	758.2
163 0007 036 **	36 x 0.75	22.9	824.0
163 0010 002 **	2 x 1.0	9.1	127.5
163 0010 003 **	3 x 1.0	9.5	145.8
163 0010 004 **	4 x 1.0	10.3	171.7
163 0010 005 **	5 x 1.0	11.2	199.8
163 0010 006 **	6 x 1.0	12.1	229.4
163 0010 007 **	7 x 1.0	12.1	244.4
163 0010 008 **	8 x 1.0	13.0	274.6
163 0010 009 **	9 x 1.0	14.2	312.7
163 0010 010 **	10 x 1.0	15.1	349.4
163 0010 012 **	12 x 1.0	15.6	385.5
163 0010 014 **	14 x 1.0	16.4	430.0
163 0010 016 **	16 x 1.0	17.2	477.0
163 0010 018 **	18 x 1.0	18.1	525.6
163 0010 020 **	20 x 1.0	18.6	563.2
163 0010 021 **	21 x 1.0	19.0	590.2
163 0010 024 **	24 x 1.0	21.4	714.6
163 0010 025 **	25 x 1.0	21.8	743.7
163 0010 027 **	27 x 1.0	21.8	769.0
163 0010 030 **	30 x 1.0	22.6	833.1
163 0010 032 **	32 x 1.0	23.5	889.5
163 0010 036 **	36 x 1.0	24.4	968.9
163 0015 002 **	2 x 1.5	10.2	162.8
163 0015 003 **	3 x 1.5	10.8	188.1
163 0015 004 **	4 x 1.5	11.7	223.5
163 0015 005 **	5 x 1.5	12.7	261.9
163 0015 006 **	6 x 1.5	13.8	302.3
163 0015 007 **	7 x 1.5	13.8	323.9
163 0015 008 **	8 x 1.5	14.9	365.1
163 0015 009 **	9 x 1.5	16.3	416.9
163 0015 010 **	10 x 1.5	17.4	467.3
163 0015 012 **	12 x 1.5	17.9	518.2

Part No.	Cores No.+area (mm²)	Approx. Diameter (mm)	Approx. Weight (kg/km)
163 0015 014 **	14 x 1.5	18.9	580.2
163 0015 016 **	16 x 1.5	20.1	670.9
163 0015 018 **	18 x 1.5	21.2	739.9
163 0015 020 **	20 x 1.5	21.8	793.6
163 0015 021 **	21 x 1.5	22.3	832.1
163 0015 024 **	24 x 1.5	24.8	970.2
163 0015 025 **	25 x 1.5	25.4	1010.5
163 0015 027 **	27 x 1.5	25.4	1047.1
163 0015 030 **	30 x 1.5	26.5	1170.5
163 0015 032 **	32 x 1.5	27.6	1250.4
163 0015 036 **	36 x 1.5	28.6	1363.5
163 0025 002 **	2 x 2.5	11.8	222.1
163 0025 003 **	3 x 2.5	12.5	260.4
163 0025 004 **	4 x 2.5	13.6	312.7
163 0025 005 **	5 x 2.5	14.9	369.4
163 0025 006 **	6 x 2.5	16.2	429.0
163 0025 007 **	7 x 2.5	16.2	463.0
163 0025 008 **	8 x 2.5	17.5	523.7
163 0025 009 **	9 x 2.5	19.5	623.8
163 0025 010 **	10 x 2.5	20.8	699.8
163 0025 012 **	12 x 2.5	21.5	779.1
163 0025 014 **	14 x 2.5	22.6	874.6
163 0025 016 **	16 x 2.5	23.9	975.2
163 0025 018 **	18 x 2.5	25.2	1079.0
163 0025 020 **	20 x 2.5	26.1	1194.3
163 0025 021 **	21 x 2.5	26.8	1252.9
163 0025 024 **	24 x 2.5	29.8	1461.6
163 0025 025 **	25 x 2.5	30.5	1523.0
163 0025 027 **	27 x 2.5	30.5	1581.4
163 0025 030 **	30 x 2.5	31.6	1720.2
163 0025 032 **	32 x 2.5	32.9	1839.9
163 0025 036 **	36 x 2.5	34.2	2012.8
163 0040 002 **	2 x 4	13.1	286.3
163 0040 003 **	3 x 4	13.9	341.2
163 0040 004 **	4 x 4	15.2	414.0
163 0040 005 **	5 x 4	16.7	492.3
163 0040 007 **	7 x 4	18.2	624.8
163 0060 002 **	2 x 6	14.5	364.5
163 0060 003 **	3 x 6	15.4	440.5
163 0060 004 **	4 x 6	16.9	539.0
163 0060 005 **	5 x 6	18.6	644.5
163 0060 007 **	7 x 6	20.5	851.8
163 0100 003 **	3 x 10	19.2	705.7
163 0100 004 **	4 x 10	21.1	867.5
163 0100 005 **	5 x 10	23.2	1040.7
163 0100 007 **	7 x 10	25.7	1373.4
163 0160 003 **	3 x 16	22.0	985.7
163 0160 004 **	4 x 16	24.3	1222.0
163 0160 005 **	5 x 16	27.0	1507.7
163 0160 007 **	7 x 16	29.6	1954.8
163 0250 003 **	3 x 25	26.7	1485.9
163 0250 004 **	4 x 25	29.5	1847.8
163 0250 005 **	5 x 25	32.6	2232.8
163 0250 007 **	7 x 25	35.8	2915.4
163 0350 003 **	3 x 35	29.8	1927.3
163 0350 004 **	4 x 35	33.0	2408.9
163 0350 005 **	5 x 35	36.5	2919.8
163 0350 007 **	7 x 35	40.1	3834.4
163 0500 003 **	3 x 50	34.8	2657.1
163 0500 004 **	4 x 50	38.5	3333.3
163 0500 005 **	5 x 50	42.7	4049.9
163 0500 007 **	7 x 50	47.0	5340.5
163 0700 003 **	3 x 70	39.1	3482.9
163 0700 004 **	4 x 70	43.4	4387.0
163 0700 005 **	5 x 70	48.1	5342.7
163 0950 003 **	3 x 95	44.8	4636.6
163 0950 004 **	4 x 95	49.8	5854.4
163 0950 005 **	5 x 95	55.3	7140.9
163 1200 003 **	3 x 120	49.0	5671.3
163 1200 004 **	4 x 120	54.5	7177.9
163 1500 003 **	3 x 150	54.3	7001.3
163 1500 004 **	4 x 150	60.5	8872.2
163 1850 004 **	4 x 185	66.8	10861.4

Note: For more customized products of other specifications or special specifications, please call for consultation.

HALOGEN–FREE DATA CABLE LiHH 165



Application

Cardiffcable LiHH 165 is suitable for free but not continuously moving applications, without tensile stress and without defined cable routing. It can be used as data transmission cable, control and connecting cable predominantly for transmission of analog and digital signals in process controlled facilities in control technology. Particularly where human and animal life are exposed to high risk of fire hazards. The outer sheath, based on special halogen–free compound, is free of silicone and lacquer damaging substances.

Recommended: Cardiffcable LiHCH series, when there is external electromagnetic interference.

Construction

Conductor: Fine strands of bare copper, acc. To DIN VDE 0295 class 5 resp. IEC 60228 cl.5

Insulation: Special halogen–free compound

Insulation colour: Acc. to DIN 47100

JZ Black core with white numbers and GN/YE

JB Color core and GN/YE

OZ Black core with white numbers

OB Color core

Outer sheath: Special halogen–free compound

Sheath colour: Grey, RAL 7001 / Black, RAL 9005

Technical data

Rated voltage: 250V

Test voltage: 0.14mm^2: 1200V

> 0.14mm^2: 1500V

Insulation resistance: ≥20MΩ・km (20℃)

Bending radius: Flexible applicatin:20 x cable diameter

Fixed installation:6 x cable diameter

Temperature range: Flexible application: –5℃ to +70℃

Fixed installation: –30℃ to +90℃ (Max:+125℃, Irradiation:150℃)

Burning behavior: Self–extinguishing &flame–retardant acc. to IEC 60332–1

Halogen–free characteristics of smoke: Acc. to IEC 670754–1; EN 50267–2–1

Remarks

** represent the core colour

JZ code：01 OZ code：02

JB code：03 OB code：04

Part No.	Cores No.+area (mm²)	Approx. Diameter (mm)	Approx. Weight (kg/km)
165 0001 002 **	2 x 0.14	3.3	21.7
165 0001 003 **	3 x 0.14	3.5	27.5
165 0001 004 **	4 x 0.14	3.9	34.3
165 0001 005 **	5 x 0.14	4.2	41.5
165 0001 006 **	6 x 0.14	4.6	49.0
165 0001 007 **	7 x 0.14	4.6	53.5
165 0001 008 **	8 x 0.14	5.0	61.3
165 0001 009 **	9 x 0.14	5.5	70.4
165 0001 010 **	10 x 0.14	5.9	78.7
165 0001 012 **	12 x 0.14	6.1	89.6
165 0001 014 **	14 x 0.14	6.4	102.1
165 0001 016 **	16 x 0.14	6.7	115.1
165 0001 018 **	18 x 0.14	7.1	128.5
165 0001 020 **	20 x 0.14	7.3	139.8
165 0001 021 **	21 x 0.14	7.5	146.5
165 0001 024 **	24 x 0.14	8.4	171.7
165 0001 025 **	25 x 0.14	8.6	178.9
165 0001 027 **	27 x 0.14	8.6	187.8
165 0001 030 **	30 x 0.14	8.9	205.9
165 0001 032 **	32 x 0.14	9.3	220.3
165 0001 036 **	36 x 0.14	9.7	244.0
165 0002 002 **	2 x 0.25	3.7	26.2
165 0002 003 **	3 x 0.25	3.9	33.6
165 0002 004 **	4 x 0.25	4.3	42.3
165 0002 005 **	5 x 0.25	4.7	51.4
165 0002 006 **	6 x 0.25	5.1	60.9
165 0002 007 **	7 x 0.25	5.1	66.8
165 0002 008 **	8 x 0.25	5.6	76.5
165 0002 009 **	9 x 0.25	6.2	87.9
165 0002 010 **	10 x 0.25	6.6	98.3
165 0002 012 **	12 x 0.25	6.8	112.4
165 0002 014 **	14 x 0.25	7.2	128.4
165 0002 016 **	16 x 0.25	7.6	145.0
165 0002 018 **	18 x 0.25	8.0	162.1
165 0002 020 **	20 x 0.25	8.3	176.7
165 0002 021 **	21 x 0.25	8.5	185.3
165 0002 024 **	24 x 0.25	9.5	216.9
165 0002 025 **	25 x 0.25	9.7	226.0
165 0002 027 **	27 x 0.25	9.7	237.8
165 0002 030 **	30 x 0.25	10.1	261.1
165 0002 032 **	32 x 0.25	10.5	279.3
165 0002 036 **	36 x 0.25	10.9	309.9
165 0003 002 **	2 x 0.34	3.9	29.6
165 0003 003 **	3 x 0.34	4.2	38.3
165 0003 004 **	4 x 0.34	4.6	48.3
165 0003 005 **	5 x 0.34	5.0	58.9
165 0003 006 **	6 x 0.34	5.5	69.9
165 0003 007 **	7 x 0.34	5.5	76.9
165 0003 008 **	8 x 0.34	6.0	88.2
165 0003 009 **	9 x 0.34	6.6	101.3
165 0003 010 **	10 x 0.34	7.1	113.3
165 0003 012 **	12 x 0.34	7.3	130.0
165 0003 014 **	14 x 0.34	7.7	148.6
165 0003 016 **	16 x 0.34	8.2	168.0
165 0003 018 **	18 x 0.34	8.7	187.9
165 0003 020 **	20 x 0.34	8.9	205.1
165 0003 021 **	21 x 0.34	9.1	215.2
165 0003 024 **	24 x 0.34	10.2	251.6
165 0003 025 **	25 x 0.34	10.5	262.2
165 0003 027 **	27 x 0.34	10.5	276.3
165 0003 030 **	30 x 0.34	10.9	303.7
165 0003 032 **	32 x 0.34	11.3	324.8
165 0003 036 **	36 x 0.34	11.8	360.7
165 0005 002 **	2 x 0.5	4.8	35.6
165 0005 003 **	3 x 0.5	4.9	46.6
165 0005 004 **	4 x 0.5	5.6	59.1
165 0005 005 **	5 x 0.5	6.2	72.2
165 0005 006 **	6 x 0.5	6.8	85.9
165 0005 007 **	7 x 0.5	6.8	95.0
165 0005 008 **	8 x 0.5	7.4	109.0
165 0005 009 **	9 x 0.5	8.2	125.1
165 0005 010 **	10 x 0.5	8.8	139.8
165 0005 012 **	12 x 0.5	9.1	161.0
165 0005 014 **	14 x 0.5	9.6	184.6
165 0005 016 **	16 x 0.5	10.2	208.9
165 0005 018 **	18 x 0.5	10.8	233.8
165 0005 020 **	20 x 0.5	11.1	255.6
165 0005 021 **	21 x 0.5	11.4	268.2
165 0005 024 **	24 x 0.5	12.8	313.3
165 0005 025 **	25 x 0.5	13.1	326.6
165 0005 027 **	27 x 0.5	13.1	344.8
165 0005 030 **	30 x 0.5	13.6	379.3
165 0005 032 **	32 x 0.5	14.2	405.8
165 0005 036 **	36 x 0.5	14.8	451.1
165 0007 002 **	2 x 0.75	5.3	44.0
165 0007 003 **	3 x 0.75	5.6	58.2
165 0007 004 **	4 x 0.75	6.2	74.3
165 0007 005 **	5 x 0.75	6.8	91.0
165 0007 006 **	6 x 0.75	7.5	108.4
165 0007 007 **	7 x 0.75	7.5	120.5
165 0007 008 **	8 x 0.75	8.2	138.3
165 0007 009 **	9 x 0.75	9.1	158.6
165 0007 010 **	10 x 0.75	9.8	177.3
165 0007 012 **	12 x 0.75	10.1	205.0
165 0007 014 **	14 x 0.75	10.7	235.4
165 0007 016 **	16 x 0.75	11.3	266.8
165 0007 018 **	18 x 0.75	12.0	298.9
165 0007 020 **	20 x 0.75	12.3	327.3
165 0007 021 **	21 x 0.75	12.7	343.5
165 0007 024 **	24 x 0.75	14.2	400.8
165 0007 025 **	25 x 0.75	14.6	417.9
165 0007 027 **	27 x 0.75	14.6	442.0
165 0007 030 **	30 x 0.75	15.2	486.8
165 0007 032 **	32 x 0.75	15.8	520.7
165 0007 036 **	36 x 0.75	16.5	579.6
165 0010 002 **	2 x 1.0	5.7	51.9
165 0010 003 **	3 x 1.0	6.1	69.3
165 0010 004 **	4 x 1.0	6.7	88.7
165 0010 005 **	5 x 1.0	7.4	109.0
165 0015 002 **	2 x 1.5	6.8	71.3
165 0015 003 **	3 x 1.5	7.3	96.2
165 0015 004 **	4 x 1.5	8.0	123.7

Note: For more customized products of other specifications or special specifications, please call for consultation.

HALOGEN–FREE DATA CABLE LiHCH 166



Application

Cardiffcable LiHCH 166 is suitable for free but not continuously moving applications, without tensile stress and without defined cable routing. It can be used as data transmission cable, control and connecting cable predominantly for transmission of analog and digital signals in process controlled facilities in control technology. Particularly where human and animal life are exposed to high risk of fire hazards. It also can be used in EMC–sensitive environments. The outer sheath, based on special halogen–free compound, is free of silicone and lacquer damaging substances.

Construction

Conductor: Fine strands of bare copper, acc. To DIN VDE 0295 class 5 resp. IEC 60228 cl.5
Insulation: Special halogen–free compound
Insulation colour: Acc. to DIN 47100

JZ Black core with white numbers and GN/YE
JB Color core and GN/YE
OZ Black core with white numbers
OB Color core

Shield: Tinned copper braid
Outer sheath: Special halogen–free compound
Sheath colour: Grey, RAL 7001 / Black, RAL 9005

Technical data

Rated voltage: 250V
Test voltage: 0.14mm^2: 1200V
> 0.14mm^2: 1500V
Insulation resistance: ≥20MΩ・km (20℃)
Bending radius: Flexible applicatin:20 x cable diameter
Fixed installation:6 x cable diameter
Temperature range: Flexible application: –5℃ to +70℃
Fixed installation: –30℃ to +90℃ (Max:+125℃，Irradiation:150℃)
Burning behavior: Self–extinguishing &flame–retardant acc. to IEC 60332–1
Halogen–free characteristics of smoke: Acc. to IEC 670754–1; EN 50267–2–1

Remarks

** represent the core colour

JZ code：01 OZ code：02
JB code：03 OB code：04

Part No.	Cores No.+area (mm²)	Approx. Diameter (mm)	Approx. Weight (kg/km)
166 0001 002 **	2 x 0.14	4.5	40.1
166 0001 003 **	3 x 0.14	4.6	47.1
166 0001 004 **	4 x 0.14	4.9	55.9
166 0001 005 **	5 x 0.14	5.2	65.3
166 0001 006 **	6 x 0.14	5.6	75.2
166 0001 007 **	7 x 0.14	5.6	79.7
166 0001 008 **	8 x 0.14	6.5	89.8
166 0001 009 **	9 x 0.14	6.3	102.1
166 0001 010 **	10 x 0.14	6.7	112.6
166 0001 012 **	12 x 0.14	6.9	124.8
166 0001 014 **	14 x 0.14	7.1	139.2
166 0001 016 **	16 x 0.14	7.6	154.4
166 0001 018 **	18 x 0.14	7.9	170.2
166 0001 020 **	20 x 0.14	8.1	182.7
166 0001 021 **	21 x 0.14	8.3	190.6
166 0001 024 **	24 x 0.14	9.2	221.1
166 0001 025 **	25 x 0.14	9.4	229.5
166 0001 027 **	27 x 0.14	9.4	238.4
166 0001 030 **	30 x 0.14	9.7	258.6
166 0001 032 **	32 x 0.14	10.1	275.1
166 0001 036 **	36 x 0.14	10.5	301.1
166 0002 002 **	2 x 0.25	4.5	46.1
166 0002 003 **	3 x 0.25	4.7	54.8
166 0002 004 **	4 x 0.25	5.1	65.6
166 0002 005 **	5 x 0.25	5.5	77.2
166 0002 006 **	6 x 0.25	6.0	89.2
166 0002 007 **	7 x 0.25	6.0	95.1
166 0002 008 **	8 x 0.25	6.4	107.4
166 0002 009 **	9 x 0.25	7.0	122.2
166 0002 010 **	10 x 0.25	7.4	135.1
166 0002 012 **	12 x 0.25	7.6	150.6
166 0002 014 **	14 x 0.25	8.0	168.8
166 0002 016 **	16 x 0.25	8.4	187.8
166 0002 018 **	18 x 0.25	8.9	207.4
166 0002 020 **	20 x 0.25	9.1	223.3
166 0002 021 **	21 x 0.25	9.3	233.2
166 0002 024 **	24 x 0.25	10.3	270.7
166 0002 025 **	25 x 0.25	10.5	281.1
166 0002 027 **	27 x 0.25	10.5	292.9
166 0002 030 **	30 x 0.25	10.9	318.4
166 0002 032 **	32 x 0.25	11.3	339.0
166 0002 036 **	36 x 0.25	11.7	372.1
166 0003 002 **	2 x 0.34	4.8	50.5
166 0003 003 **	3 x 0.34	5.0	60.6
166 0003 004 **	4 x 0.34	5.4	72.9
166 0003 005 **	5 x 0.34	5.9	86.0
166 0003 006 **	6 x 0.34	6.3	99.7
166 0003 007 **	7 x 0.34	6.3	106.8
166 0003 008 **	8 x 0.34	6.7	120.7
166 0003 009 **	9 x 0.34	7.4	137.4
166 0003 010 **	10 x 0.34	7.9	152.0
166 0003 012 **	12 x 0.34	8.1	170.1
166 0003 014 **	14 x 0.34	8.6	191.1
166 0003 016 **	16 x 0.34	9.0	213.1
166 0003 018 **	18 x 0.34	9.5	235.7
166 0003 020 **	20 x 0.34	9.7	254.2
166 0003 021 **	21 x 0.34	9.9	265.6
166 0003 024 **	24 x 0.34	11.0	308.3
166 0003 025 **	25 x 0.34	11.3	320.3
166 0003 027 **	27 x 0.34	11.3	334.4
166 0003 030 **	30 x 0.34	11.7	364.1
166 0003 032 **	32 x 0.34	12.1	387.8
166 0003 036 **	36 x 0.34	12.6	426.4
166 0005 002 **	2 x 0.5	5.6	58.0
166 0005 003 **	3 x 0.5	5.9	70.5
166 0005 004 **	4 x 0.5	6.4	85.6
166 0005 005 **	5 x 0.5	7.0	101.5
166 0005 006 **	6 x 0.5	7.6	118.0
166 0005 007 **	7 x 0.5	7.6	127.1
166 0005 008 **	8 x 0.5	8.1	144.0
166 0005 009 **	9 x 0.5	9.0	164.0
166 0005 010 **	10 x 0.5	9.6	181.7
166 0005 012 **	12 x 0.5	9.9	204.4
166 0005 014 **	14 x 0.5	10.4	230.5
166 0005 016 **	16 x 0.5	11.0	257.6
166 0005 018 **	18 x 0.5	11.6	285.5
166 0005 020 **	20 x 0.5	11.9	308.8
166 0005 021 **	21 x 0.5	12.2	322.8
166 0005 024 **	24 x 0.5	13.6	374.7
166 0005 025 **	25 x 0.5	13.9	389.5
166 0005 027 **	27 x 0.5	13.9	407.7
166 0005 030 **	30 x 0.5	14.4	444.7
166 0005 032 **	32 x 0.5	15.0	474.0
166 0005 036 **	36 x 0.5	15.6	522.2
166 0007 002 **	2 x 0.75	6.1	68.3
166 0007 003 **	3 x 0.75	6.4	84.2
166 0007 004 **	4 x 0.75	7.0	103.0
166 0007 005 **	5 x 0.75	7.7	122.8
166 0007 006 **	6 x 0.75	8.3	143.4
166 0007 007 **	7 x 0.75	8.3	155.5
166 0007 008 **	8 x 0.75	9.0	176.5
166 0007 009 **	9 x 0.75	9.9	201.1
166 0007 010 **	10 x 0.75	10.6	223.0
166 0007 012 **	12 x 0.75	10.9	252.4
166 0007 014 **	14 x 0.75	11.5	285.6
166 0007 016 **	16 x 0.75	12.1	320.0
166 0007 018 **	18 x 0.75	12.8	355.3
166 0007 020 **	20 x 0.75	13.2	385.4
166 0007 021 **	21 x 0.75	13.5	403.1
166 0007 024 **	24 x 0.75	15.1	467.9
166 0007 025 **	25 x 0.75	15.4	486.6
166 0007 027 **	27 x 0.75	15.4	510.7
166 0007 030 **	30 x 0.75	16.0	558.3
166 0007 032 **	32 x 0.75	16.6	595.2
166 0007 036 **	36 x 0.75	17.3	657.4
166 0010 002 **	2 x 1.0	6.5	77.8
166 0010 003 **	3 x 1.0	6.9	97.0
166 0010 004 **	4 x 1.0	7.5	119.4
166 0010 005 **	5 x 1.0	8.2	142.9
166 0015 002 **	2 x 1.5	8.1	101.6
166 0015 003 **	3 x 1.5	8.6	128.6
166 0015 004 **	4 x 1.5	9.4	159.6

Note: For more customized products of other specifications or special specifications, please call for consultation.

HALOGEN–FREE DATA CABLE LiHCH–TP 168



Application

Cardiffcable LiHCH–TP 168 is suitable for free but not continuously moving applications, without tensile stress and without defined cable routing. It can be used as data transmission cable, control and connecting cable predominantly for transmission of analog and digital signals in process controlled facilities in control technology. Particularly where human and animal life are exposed to high risk of fire hazards. Synchronized twisted core pair lengths cause minimum coupling values. It also can be used in EMC–sensitive environments. The outer sheath, based on special halogen–free compound, is free of silicone and lacquer damaging substances.

Construction

Conductor: Fine strands of bare copper, acc. To DIN VDE 0295 class 5 resp. IEC 60228 cl.5
Insulation: Special halogen–free compound
Insulation colour: Twinning , Acc. to DIN 47100
OZ Black core with white numbers
OB Color core
Shield: Tinned copper braid
Outer sheath: Special halogen–free compound
Sheath colour: Grey, RAL 7001 / Black, RAL 9005

Technical data

Rated voltage: 250V
Test voltage: 0.14mm^2: 1200V
> 0.14mm^2: 1500V
Insulation resistance: ≥20MΩ・km (20℃)
Bending radius: Flexible applicatin:20 x cable diameter
Fixed installation:6 x cable diameter
Temperature range: Flexible application: –5℃ to +70℃
Fixed installation: –30℃ to +90℃ (Max:+125℃，Irradiation:150℃)
Burning behavior: Self–extinguishing &flame–retardant acc. to IEC 60332–1
Halogen–free characteristics of smoke: Acc. to IEC 670754–1; EN 50267–2–1

Remarks

** represent the core colour

JZ code：01 OZ code：02
JB code：03 OB code：04

Part No.	Cores No.+area (mm²)	Approx. Diameter (mm)	Approx. Weight (kg/km)
168 0001 004 **	2 x 2 x 0.14	5.9	41.0
168 0001 006 **	3 x 2 x 0.14	6.0	50.0
168 0001 008 **	4 x 2 x 0.14	6.5	56.0
168 0001 010 **	5 x 2 x 0.14	6.9	73.0
168 0001 012 **	6 x 2 x 0.14	7.3	87.0
168 0001 020 **	10 x 2 x 0.14	9.0	115.0
168 0001 024 **	12 x 2 x 0.14	9.3	145.0
168 0001 028 **	14 x 2 x 0.14	9.8	151.0
168 0001 032 **	16 x 2 x 0.14	10.5	158.0
168 0001 040 **	20 x 2 x 0.14	11.5	188.0
168 0001 050 **	25 x 2 x 0.14	12.9	241.0
168 0001 060 **	30 x 2 x 0.14	13.5	275.0
168 0002 004 **	2 x 2 x 0.25	7.3	56.0
168 0002 006 **	3 x 2 x 0.25	7.5	68.0
168 0002 008 **	4 x 2 x 0.25	7.9	85.0
168 0002 012 **	6 x 2 x 0.25	8.8	120.0
168 0002 016 **	8 x 2 x 0.25	10.6	135.0
168 0002 020 **	10 x 2 x 0.25	11.4	162.0
168 0002 024 **	12 x 2 x 0.25	11.8	196.0
168 0002 032 **	16 x 2 x 0.25	12.8	243.0
168 0002 050 **	25 x 2 x 0.25	16.5	347.0
168 0005 004 **	2 x 2 x 0.5	8.9	96.0
168 0005 006 **	3 x 2 x 0.5	9.0	132.0
168 0005 008 **	4 x 2 x 0.5	9.7	150.0
168 0005 012 **	6 x 2 x 0.5	11.5	205.0
168 0005 016 **	8 x 2 x 0.5	13.5	265.0
168 0005 016 **	12 x 2 x 0.5	15.2	361.0
168 0005 032 **	16 x 2 x 0.5	16.9	463.0
168 0007 004 **	2 x 2 x 0.75	9.6	109.0
168 0007 006 **	3 x 2 x 0.75	9.7	143.0
168 0007 008 **	4 x 2 x 0.75	11.0	182.0
168 0007 010 **	5 x 2 x 0.75	11.4	220.0
168 0007 012 **	6 x 2 x 0.75	12.5	252.0
168 0007 016 **	8 x 2 x 0.75	15.2	310.0
168 0007 024 **	12 x 2 x 0.75	16.6	465.0
168 0010 004 **	2 x 2 x 1.0	10.6	145.0
168 0010 006 **	3 x 2 x 1.0	10.7	180.0
168 0010 008 **	4 x 2 x 1.0	11.6	220.0
168 0010 010 **	5 x 2 x 1.0	12.2	273.0

Note: For more customized products of other specifications or special specifications, please call for consultation.

PVC HIGH FLEXIBLE CONTROL CABLE YY–FD 501



Application

Cardiffcable YY–FD 501 is suitable for use in the machine tool industry in robotics and machine production. These high flexible control cables are suitable for shift and bending stresses in machines and machine tool constructions. The long service life is reached by the special construction and compounds. It is suitable for use in dry, humid and wet rooms. The outer sheath, based on PVC, is largely resistant to acids and oil, it is free of silicone and lacquer damaging substances.

Recommended: Cardiffcable CY–FD 502 series, when there is external electromagnetic interference.

Construction

Conductor: Fine strands of bare copper, acc. To DIN VDE 0295 class 5 resp. IEC 60228 cl.6

Insulation: PVC

Core stranding: Short pitch stranding.

Insulation colour:

JZ Black core with white numbers and GN/YE

JB Color core and GN/YE

OZ Black core with white numbers

OB Color core

Outer sheath: Special PVC compound

Sheath colour: Grey, RAL 7001 or RAL 7032

Technical data

Max speed： 2m/s

Max acceleration： 20m/s²

Rated voltage: 300/500V

Test voltage: 2000V

Insulation resistance: ≥20MΩ・km (20℃)

Bending radius: Flexible applicatin:7.5x cable diameter

Fixed installation:4 x cable diameter

Temperature range: Flexible application: –5℃ to +70℃

Fixed installation: –20℃ to +70℃

Temperature resistant material：

Flexible application: –10℃ to +90℃

Fixed installation: –40℃ to +105℃

Burning behavior: Self–extinguishing &flame–retardant acc. to IEC 60332–1

Remarks

** represent the core colour

JZ code：01 OZ code：02

JB code：03 OB code：04

Part No.	Cores No.+area (mm²)	Approx. Diameter (mm)	Approx. Weight (kg/km)
501 0005 002 **	2 x 0.5	5.6	41.8
501 0005 003 **	3 x 0.5	6.2	52.1
501 0005 004 **	4 x 0.5	6.7	62.6
501 0005 005 **	5 x 0.5	7.5	76.8
501 0005 006 **	6 x 0.5	8.2	88.4
501 0005 007 **	7 x 0.5	9.0	103.4
501 0005 008 **	8 x 0.5	9.7	115.3
501 0005 009 **	9 x 0.5	10.5	133.0
501 0005 010 **	10 x 0.5	11.2	148.5
501 0005 012 **	12 x 0.5	11.0	163.7
501 0005 014 **	14 x 0.5	11.8	188.6
501 0005 016 **	16 x 0.5	12.4	209.4
501 0005 018 **	18 x 0.5	13.2	236.1
501 0005 020 **	20 x 0.5	13.5	254.2
501 0005 021 **	21 x 0.5	13.8	266.6
501 0005 024 **	24 x 0.5	15.5	312.0
501 0005 025 **	25 x 0.5	15.8	324.5
501 0005 027 **	27 x 0.5	15.8	339.0
501 0005 030 **	30 x 0.5	16.6	375.6
501 0005 032 **	32 x 0.5	17.2	400.0
501 0005 036 **	36 x 0.5	18.0	444.3
501 0007 002 **	2 x 0.75	6.2	53.2
501 0007 003 **	3 x 0.75	6.6	63.7
501 0007 004 **	4 x 0.75	7.4	80.2
501 0007 005 **	5 x 0.75	8.1	94.6
501 0007 006 **	6 x 0.75	9.0	113.2
501 0007 007 **	7 x 0.75	9.7	127.7
501 0007 008 **	8 x 0.75	10.6	147.3
501 0007 009 **	9 x 0.75	11.3	164.4
501 0007 010 **	10 x 0.75	12.2	188.9
501 0007 012 **	12 x 0.75	12.0	209.3
501 0007 014 **	14 x 0.75	12.6	235.4
501 0007 016 **	16 x 0.75	13.5	268.1
501 0007 018 **	18 x 0.75	14.2	295.5
501 0007 020 **	20 x 0.75	14.8	325.5
501 0007 021 **	21 x 0.75	15.1	341.4
501 0007 024 **	24 x 0.75	16.9	398.3
501 0007 025 **	25 x 0.75	17.3	414.4
501 0007 027 **	27 x 0.75	17.3	434.0
501 0007 030 **	30 x 0.75	18.1	480.3
501 0007 032 **	32 x 0.75	18.7	511.7
501 0007 036 **	36 x 0.75	19.6	568.2
501 0010 002 **	2 x 1.0	6.6	61.8
501 0010 003 **	3 x 1.0	7.0	74.7
501 0010 004 **	4 x 1.0	7.8	94.3
501 0010 005 **	5 x 1.0	8.6	111.7
501 0010 006 **	6 x 1.0	9.5	133.4
501 0010 007 **	7 x 1.0	10.5	155.4
501 0010 008 **	8 x 1.0	11.2	173.9
501 0010 009 **	9 x 1.0	12.2	199.5
501 0010 010 **	10 x 1.0	13.2	228.4
501 0010 012 **	12 x 1.0	12.8	248.4
501 0010 014 **	14 x 1.0	13.6	286.0
501 0010 016 **	16 x 1.0	14.4	318.9
501 0010 018 **	18 x 1.0	15.3	358.8
501 0010 020 **	20 x 1.0	15.7	388.0
501 0010 021 **	21 x 1.0	16.3	414.1
501 0010 024 **	24 x 1.0	18.2	482.1
501 0010 025 **	25 x 1.0	18.6	501.6
501 0010 027 **	27 x 1.0	18.6	526.1
501 0010 030 **	30 x 1.0	19.4	581.8
501 0010 032 **	32 x 1.0	20.2	619.9
501 0010 036 **	36 x 1.0	21.1	688.2
501 0015 002 **	2 x 1.5	7.8	87.7
501 0015 003 **	3 x 1.5	8.3	106.5
501 0015 004 **	4 x 1.5	9.2	134.1
501 0015 005 **	5 x 1.5	10.3	163.6
501 0015 006 **	6 x 1.5	11.2	189.6
501 0015 007 **	7 x 1.5	12.3	220.5
501 0015 008 **	8 x 1.5	13.4	252.3
501 0015 009 **	9 x 1.5	14.4	282.0
501 0015 010 **	10 x 1.5	15.5	322.1

Note: For more customized products of other specifications or special specifications, please call for consultation.

Part No.	Cores No.+area (mm²)	Approx. Diameter (mm)	Approx. Weight (kg/km)
501 0015 012 **	12 x 1.5	15.3	359.6
501 0015 014 **	14 x 1.5	16.2	413.0
501 0015 016 **	16 x 1.5	17.1	461.0
501 0015 018 **	18 x 1.5	18.2	517.3
501 0015 020 **	20 x 1.5	18.7	560.0
501 0015 021 **	21 x 1.5	19.3	596.0
501 0015 024 **	24 x 1.5	21.6	692.2
501 0015 025 **	25 x 1.5	22.3	730.0
501 0015 027 **	27 x 1.5	22.3	766.1
501 0015 030 **	30 x 1.5	23.0	835.4
501 0015 032 **	32 x 1.5	24.1	900.8
501 0015 036 **	36 x 1.5	25.0	987.7
501 0025 002 **	2 x 2.5	9.6	134.8
501 0025 003 **	3 x 2.5	10.4	169.0
501 0025 004 **	4 x 2.5	11.4	206.7
501 0025 005 **	5 x 2.5	12.7	251.6
501 0025 006 **	6 x 2.5	14.0	298.4
501 0025 007 **	7 x 2.5	15.4	344.9
501 0025 008 **	8 x 2.5	16.7	393.9
501 0025 009 **	9 x 2.5	18.1	448.4
501 0025 010 **	10 x 2.5	19.5	510.2
501 0025 012 **	12 x 2.5	19.2	570.5
501 0025 014 **	14 x 2.5	20.2	644.6
501 0025 016 **	16 x 2.5	21.5	729.8
501 0025 018 **	18 x 2.5	22.8	816.8
501 0025 020 **	20 x 2.5	23.6	895.0
501 0025 021 **	21 x 2.5	24.1	939.5
501 0025 024 **	24 x 2.5	27.2	1100.3
501 0025 025 **	25 x 2.5	28.0	1157.4
501 0025 027 **	27 x 2.5	28.0	1215.2
501 0025 030 **	30 x 2.5	29.2	1338.3
501 0025 032 **	32 x 2.5	30.3	1426.7
501 0025 036 **	36 x 2.5	31.6	1578.7
501 0040 002 **	2 x 4	11.0	187.4
501 0040 003 **	3 x 4	11.9	236.9
501 0040 004 **	4 x 4	13.2	297.4
501 0040 005 **	5 x 4	14.7	361.4
501 0040 007 **	7 x 4	17.7	493.6
501 0060 002 **	2 x 6	12.4	253.6
501 0060 003 **	3 x 6	13.4	323.6
501 0060 004 **	4 x 6	14.9	407.5
501 0060 005 **	5 x 6	16.5	495.8
501 0060 007 **	7 x 6	19.9	677.1
501 0100 003 **	3 x 10	17.6	544.2
501 0100 004 **	4 x 10	19.6	682.2
501 0100 005 **	5 x 10	21.9	836.6
501 0100 007 **	7 x 10	26.5	1146.1
501 0160 003 **	3 x 16	20.2	780.1
501 0160 004 **	4 x 16	22.6	992.5
501 0160 005 **	5 x 16	25.3	1216.2
501 0160 007 **	7 x 16	30.8	1677.7
501 0250 003 **	3 x 25	26.5	1244.4
501 0250 004 **	4 x 25	29.5	1569.8
501 0250 005 **	5 x 25	32.9	1912.9
501 0250 007 **	7 x 25	40.1	2634.5
501 0350 003 **	3 x 35	28.8	1607.0
501 0350 004 **	4 x 35	32.4	2049.1
501 0350 005 **	5 x 35	36.0	2499.6
501 0350 007 **	7 x 35	44.0	3458.1
501 0500 003 **	3 x 50	35.3	2319.0
501 0500 004 **	4 x 50	39.5	2940.5
501 0500 005 **	5 x 50	44.1	3595.0
501 0500 007 **	7 x 50	53.8	4963.7
501 0700 003 **	3 x 70	39.0	3050.3
501 0700 004 **	4 x 70	43.7	3897.1
501 0700 005 **	5 x 70	48.7	4766.4
501 0950 003 **	3 x 95	45.3	4127.5
501 0950 004 **	4 x 95	50.6	5237.1
501 0950 005 **	5 x 95	56.7	6445.2
501 1200 003 **	3 x 120	52.0	5217.5
501 1200 004 **	4 x 120	58.3	6648.2
501 1500 003 **	3 x 150	55.6	6362.7
501 1500 004 **	4 x 150	62.1	8094.3
501 1850 004 **	4 x 185	68.9	9977.7

PVC HIGH FLEXIBLE CONTROL CABLE SHIELDED CY–FD 502



Application

Cardiffcable CY–FD 502 is suitable for use in the machine tool industry in robotics and machine production. The increasing demand in industrial automation requires cables with narrow bending radius. Cardiff cable FD series meets this requirement. These high flexible control cables are suitable for shift and bending stresses in machines and machine tool constructions. The long service life is reached by the special construction and compounds. It also can be used in EMC–sensitive environments. It is suitable for use in dry, humid and wet rooms. The outer sheath, based on PVC, is largely resistant to acids and oil, it is free of silicone and lacquer damaging substances.

Construction

Conductor: Fine strands of bare copper, acc. To DIN VDE 0295 class 5 resp. IEC 60228 cl.6
Insulation: PVC
Core stranding: Short pitch stranding.
Insulation colour:

JZ Black core with white numbers and GN/YE
JB Color core and GN/YE
OZ Black core with white numbers
OB Color core

Shield: Tinned copper braid
Outer sheath: Special PVC compound
Sheath colour: Grey, RAL 7001 or RAL 7032

Technical data

Max speed： 2m/s
Max acceleration： 20m/s²
Rated voltage: 300/500V
Test voltage: 2000V
Insulation resistance: ⩾20MΩ・km (20℃)
Bending radius: Flexible applicatin:7.5x cable diameter
Fixed installation:4 x cable diameter
Temperature range: Flexible application: –5℃ to +70℃
Fixed installation: –20℃ to +70℃
Temperature resistant material：
Flexible application: –10℃ to +90℃
Fixed installation: –40℃ to +105℃
Burning behavior: Self–extinguishing &flame–retardant acc. to IEC 60332–1

Remarks

** represent the core colour

JZ code：01　　OZ code：02
JB code：03　　OB code：04

Part No.	Cores No.+area (mm²)	Approx. Diameter (mm)	Approx. Weight (kg/km)
502 0005 002 **	2 x 0.5	6.4	51.7
502 0005 003 **	3 x 0.5	6.8	62.7
502 0005 004 **	4 x 0.5	7.5	78.5
502 0005 005 **	5 x 0.5	8.1	91.7
502 0005 006 **	6 x 0.5	9.0	109.0
502 0005 007 **	7 x 0.5	9.6	122.7
502 0005 008 **	8 x 0.5	10.5	141.1
502 0005 009 **	9 x 0.5	11.1	155.3
502 0005 010 **	10 x 0.5	12.0	174.7
502 0005 012 **	12 x 0.5	11.8	190.6
502 0005 014 **	14 x 0.5	12.4	212.8
502 0005 016 **	16 x 0.5	13.2	241.3
502 0005 018 **	18 x 0.5	13.8	264.5
502 0005 020 **	20 x 0.5	14.1	285.0
502 0005 021 **	21 x 0.5	14.6	302.9
502 0005 024 **	24 x 0.5	16.3	350.4
502 0005 025 **	25 x 0.5	16.6	362.4
502 0005 027 **	27 x 0.5	16.6	379.8
502 0005 030 **	30 x 0.5	17.2	411.5
502 0005 032 **	32 x 0.5	18.1	443.6
502 0005 036 **	36 x 0.5	18.7	485.1
502 0007 002 **	2 x 0.75	6.8	60.2
502 0007 003 **	3 x 0.75	7.4	77.4
502 0007 004 **	4 x 0.75	8.0	93.4
502 0007 005 **	5 x 0.75	8.9	113.8
502 0007 006 **	6 x 0.75	9.6	130.7
502 0007 007 **	7 x 0.75	10.5	152.4
502 0007 008 **	8 x 0.75	11.2	169.9
502 0007 009 **	9 x 0.75	12.1	192.7
502 0007 010 **	10 x 0.75	12.8	210.5
502 0007 012 **	12 x 0.75	12.6	232.0
502 0007 014 **	14 x 0.75	13.4	266.2
502 0007 016 **	16 x 0.75	14.1	295.4
502 0007 018 **	18 x 0.75	15.0	331.5
502 0007 020 **	20 x 0.75	15.4	358.0
502 0007 021 **	21 x 0.75	15.7	372.8
502 0007 024 **	24 x 0.75	17.8	439.2
502 0007 025 **	25 x 0.75	18.2	454.5
502 0007 027 **	27 x 0.75	18.2	477.6
502 0007 030 **	30 x 0.75	19.0	526.9
502 0007 032 **	32 x 0.75	19.6	557.3
502 0007 036 **	36 x 0.75	20.5	620.1
502 0010 002 **	2 x 1.0	7.4	71.4
502 0010 003 **	3 x 1.0	7.8	88.5
502 0010 004 **	4 x 1.0	8.4	107.6
502 0010 005 **	5 x 1.0	9.2	127.2
502 0010 006 **	6 x 1.0	10.3	155.9
502 0010 007 **	7 x 1.0	11.1	176.4
502 0010 008 **	8 x 1.0	12.0	202.4
502 0010 009 **	9 x 1.0	12.8	223.4
502 0010 010 **	10 x 1.0	13.8	250.5
502 0010 012 **	12 x 1.0	13.6	277.2
502 0010 014 **	14 x 1.0	14.2	311.8
502 0010 016 **	16 x 1.0	15.2	353.5
502 0010 018 **	18 x 1.0	16.1	396.3
502 0010 020 **	20 x 1.0	16.5	428.8
502 0010 021 **	21 x 1.0	16.9	446.8
502 0010 024 **	24 x 1.0	19.1	524.5
502 0010 025 **	25 x 1.0	19.5	543.0
502 0010 027 **	27 x 1.0	19.5	571.6
502 0010 030 **	30 x 1.0	20.3	630.5
502 0010 032 **	32 x 1.0	21.1	667.2
502 0010 036 **	36 x 1.0	22.2	744.2
502 0015 002 **	2 x 1.5	8.4	92.1
502 0015 003 **	3 x 1.5	9.1	120.4
502 0015 004 **	4 x 1.5	9.8	147.5
502 0015 005 **	5 x 1.5	10.9	179.9
502 0015 006 **	6 x 1.5	12.0	213.5
502 0015 007 **	7 x 1.5	12.9	242.4
502 0015 008 **	8 x 1.5	14.0	277.6
502 0015 009 **	9 x 1.5	15.2	313.7
502 0015 010 **	10 x 1.5	16.3	350.8

Note: For more customized products of other specifications or special specifications, please call for consultation.

Part No.	Cores No.+area (mm²)	Approx. Diameter (mm)	Approx. Weight (kg/km)
502 0015 012 **	12 x 1.5	16.1	390.3
502 0015 014 **	14 x 1.5	16.8	440.0
502 0015 016 **	16 x 1.5	18.0	499.1
502 0015 018 **	18 x 1.5	19.1	558.8
502 0015 020 **	20 x 1.5	19.6	605.8
502 0015 021 **	21 x 1.5	20.0	631.6
502 0015 024 **	24 x 1.5	22.7	738.6
502 0015 025 **	25 x 1.5	23.4	775.3
502 0015 027 **	27 x 1.5	23.4	817.3
502 0015 030 **	30 x 1.5	24.1	889.7
502 0015 032 **	32 x 1.5	25.2	953.2
502 0015 036 **	36 x 1.5	26.3	1060.0
502 0025 002 **	2 x 2.5	10.4	138.1
502 0025 003 **	3 x 2.5	11.0	176.5
502 0025 004 **	4 x 2.5	12.2	223.6
502 0025 005 **	5 x 2.5	13.5	272.6
502 0025 006 **	6 x 2.5	14.8	323.0
502 0025 007 **	7 x 2.5	16.2	374.8
502 0025 008 **	8 x 2.5	17.5	427.8
502 0025 009 **	9 x 2.5	19.0	482.8
502 0025 010 **	10 x 2.5	20.2	529.3
502 0025 012 **	12 x 2.5	19.9	593.2
502 0025 014 **	14 x 2.5	21.1	680.4
502 0025 016 **	16 x 2.5	22.6	771.4
502 0025 018 **	18 x 2.5	23.9	862.5
502 0025 020 **	20 x 2.5	24.5	936.9
502 0025 021 **	21 x 2.5	25.2	988.4
502 0025 024 **	24 x 2.5	28.3	1147.6
502 0025 025 **	25 x 2.5	29.3	1204.0
502 0025 027 **	27 x 2.5	29.3	1271.2
502 0025 030 **	30 x 2.5	30.3	1385.9
502 0025 032 **	32 x 2.5	31.6	1482.1
502 0025 036 **	36 x 2.5	32.9	1647.5
502 0040 002 **	2 x 4	11.8	185.4
502 0040 003 **	3 x 4	12.5	241.1
502 0040 004 **	4 x 4	13.8	306.8
502 0040 005 **	5 x 4	15.3	374.8
502 0040 007 **	7 x 4	18.4	516.3
502 0060 002 **	2 x 6	13.2	244.8
502 0060 003 **	3 x 6	14.0	323.2
502 0060 004 **	4 x 6	15.5	413.2
502 0060 005 **	5 x 6	17.1	505.8
502 0060 007 **	7 x 6	20.8	706.4
502 0100 003 **	3 x 10	18.3	525.3
502 0100 004 **	4 x 10	20.5	680.8
502 0100 005 **	5 x 10	22.8	833.6
502 0100 007 **	7 x 10	27.6	1167.9
502 0160 003 **	3 x 16	21.3	754.1
502 0160 004 **	4 x 16	23.7	978.6
502 0160 005 **	5 x 16	26.4	1209.8
502 0160 007 **	7 x 16	32.1	1690.6
502 0250 003 **	3 x 25	27.4	1156.7
502 0250 004 **	4 x 25	30.8	1513.1
502 0250 005 **	5 x 25	34.2	1864.8
502 0250 007 **	7 x 25	41.4	2607.6
502 0350 003 **	3 x 35	30.1	1506.7
502 0350 004 **	4 x 35	33.7	1968.8
502 0350 005 **	5 x 35	37.3	2428.1
502 0350 007 **	7 x 35	45.3	3409.8
502 0500 003 **	3 x 50	36.6	2138.2
502 0500 004 **	4 x 50	40.8	2785.2
502 0500 005 **	5 x 50	45.4	3449.8
502 0500 007 **	7 x 50	54.9	4820.5
502 0700 003 **	3 x 70	40.3	2811.1
502 0700 004 **	4 x 70	44.8	3668.4
502 0700 005 **	5 x 70	50.0	4567.3
502 0950 003 **	3 x 95	46.6	3776.3
502 0950 004 **	4 x 95	51.9	4921.5
502 0950 005 **	5 x 95	57.8	6115.9
502 1200 003 **	3 x 120	53.3	4720.6
502 1200 004 **	4 x 120	59.6	6197.1
502 1500 003 **	3 x 150	56.9	5782.0
502 1500 004 **	4 x 150	63.4	7562.2
502 1850 004 **	4 x 185	70.2	9294.6

PVC HIGH FLEXIBLE CONTROL CABLE SHIELDED 2–CY–FD 512



Application

Cardiffcable 2–CY–FD 512 is suitable for use in the machine tool industry in robotics and machine production. The increasing demand in industrial automation requires cables with narrow bending radius. Cardiff cable FD series meets this requirement .The long service life is reached by the special construction and compounds. Inner sheath provide additional mechanical protection. It also can be used in EMC–sensitive environments. It is suitable for use in dry, humid and wet rooms. The outer sheath, based on PVC, is largely resistant to acids and oil, it is free of silicone and lacquer damaging substances.

Construction

Conductor: Fine strands of bare copper, acc. To DIN VDE 0295 class 5 resp. IEC 60228 cl.6
Insulation: PVC
Insulation colour: Twinning , Acc. to DIN 47100

JZ Black core with white numbers and GN/YE
JB Color core and GN/YE
OZ Black core with white numbers
OB Color core

Inner sheath: PVC
Shield: Tinned copper braid
Outer sheath: Special PVC compound
Sheath colour: Grey, RAL 7001 or RAL 7032

Technical data

Max speed： 2m/s
Max acceleration： 20m/s²
Rated voltage: 300/500V
Test voltage: 2000V
Insulation resistance: ⩾20MΩ・km (20℃)
Bending radius: Flexible applicatin:20 x cable diameter
Fixed installation:6 x cable diameter
Temperature range: Flexible application: –5℃ to +70℃
Fixed installation: –20℃ to +70℃
Temperature resistant material：
Flexible application: –10℃ to +90℃
Fixed installation: –40℃ to +105℃
Burning behavior: Self–extinguishing &flame–retardant acc. to IEC 60332–1

Remarks

** represent the core colour

JZ code：01 OZ code：02
JB code：03 OB code：04

Part No.	Cores No.+area (mm²)	Approx. Diameter (mm)	Approx. Weight (kg/km)
512 0005 002 **	2 x 0.5	7.9	88.9
512 0005 003 **	3 x 0.5	8.3	99.0
512 0005 004 **	4 x 0.5	9.0	117.2
512 0005 005 **	5 x 0.5	9.6	132.7
512 0005 006 **	6 x 0.5	10.5	153.3
512 0005 007 **	7 x 0.5	11.1	169.2
512 0005 008 **	8 x 0.5	12.2	196.6
512 0005 009 **	9 x 0.5	12.8	215.0
512 0005 010 **	10 x 0.5	13.7	241.4
512 0005 012 **	12 x 0.5	13.5	255.2
512 0005 014 **	14 x 0.5	14.1	279.4
512 0005 016 **	16 x 0.5	14.9	311.3
512 0005 018 **	18 x 0.5	15.5	337.4
512 0005 020 **	20 x 0.5	15.8	357.9
512 0005 021 **	21 x 0.5	16.3	379.7
512 0005 024 **	24 x 0.5	18.3	447.0
512 0005 025 **	25 x 0.5	18.6	462.3
512 0005 027 **	27 x 0.5	18.6	476.7
512 0005 030 **	30 x 0.5	19.4	519.3
512 0005 032 **	32 x 0.5	20.0	548.8
512 0005 036 **	36 x 0.5	20.8	599.8
512 0007 002 **	2 x 0.75	8.3	100.6
512 0007 003 **	3 x 0.75	8.9	117.4
512 0007 004 **	4 x 0.75	9.5	135.3
512 0007 005 **	5 x 0.75	10.4	158.8
512 0007 006 **	6 x 0.75	11.1	178.7
512 0007 007 **	7 x 0.75	12.2	209.1
512 0007 008 **	8 x 0.75	12.9	229.8
512 0007 009 **	9 x 0.75	13.8	258.2
512 0007 010 **	10 x 0.75	14.7	289.6
512 0007 012 **	12 x 0.75	14.5	308.6
512 0007 014 **	14 x 0.75	15.1	339.4
512 0007 016 **	16 x 0.75	15.8	371.5
512 0007 018 **	18 x 0.75	16.7	411.5
512 0007 020 **	20 x 0.75	17.1	438.0
512 0007 021 **	21 x 0.75	17.9	472.9
512 0007 024 **	24 x 0.75	19.7	544.7
512 0007 025 **	25 x 0.75	20.1	563.8
512 0007 027 **	27 x 0.75	20.1	583.4
512 0007 030 **	30 x 0.75	20.9	636.2
512 0007 032 **	32 x 0.75	21.9	684.3
512 0007 036 **	36 x 0.75	22.6	738.6
512 0010 002 **	2 x 1.0	8.9	115.5
512 0010 003 **	3 x 1.0	9.3	131.2
512 0010 004 **	4 x 1.0	9.9	152.3
512 0010 005 **	5 x 1.0	10.9	179.5
512 0010 006 **	6 x 1.0	12.0	213.5
512 0010 007 **	7 x 1.0	12.8	237.0
512 0010 008 **	8 x 1.0	13.7	267.2
512 0010 009 **	9 x 1.0	14.7	300.1
512 0010 010 **	10 x 1.0	15.5	329.6
512 0010 012 **	12 x 1.0	15.3	353.5
512 0010 014 **	14 x 1.0	16.1	397.5
512 0010 016 **	16 x 1.0	16.9	436.1
512 0010 018 **	18 x 1.0	18.1	492.0
512 0010 020 **	20 x 1.0	18.5	524.4
512 0010 021 **	21 x 1.0	19.1	554.9
512 0010 024 **	24 x 1.0	21.0	638.9
512 0010 025 **	25 x 1.0	21.6	663.3
512 0010 027 **	27 x 1.0	21.6	687.8
512 0010 030 **	30 x 1.0	22.4	750.4
512 0010 032 **	32 x 1.0	23.4	804.8
512 0010 036 **	36 x 1.0	24.3	881.4
512 0015 002 **	2 x 1.5	9.9	145.6
512 0015 003 **	3 x 1.5	10.6	172.2
512 0015 004 **	4 x 1.5	11.3	201.6
512 0015 005 **	5 x 1.5	12.6	244.0
512 0015 006 **	6 x 1.5	13.7	282.6
512 0015 007 **	7 x 1.5	14.8	321.5
512 0015 008 **	8 x 1.5	15.7	355.3
512 0015 009 **	9 x 1.5	16.9	399.3
512 0015 010 **	10 x 1.5	18.3	457.0

Note: For more customized products of other specifications or special specifications, please call for consultation.

Part No.	Cores No.+area (mm²)	Approx. Diameter (mm)	Approx. Weight (kg/km)
512 0015 012 **	12 x 1.5	18.1	492.5
512 0015 014 **	14 x 1.5	19.0	553.8
512 0015 016 **	16 x 1.5	19.9	608.9
512 0015 018 **	18 x 1.5	21.0	674.2
512 0015 020 **	20 x 1.5	21.7	722.3
512 0015 021 **	21 x 1.5	22.3	763.6
512 0015 024 **	24 x 1.5	25.0	900.8
512 0015 025 **	25 x 1.5	25.5	933.3
512 0015 027 **	27 x 1.5	25.5	969.4
512 0015 030 **	30 x 1.5	26.4	1057.2
512 0015 032 **	32 x 1.5	27.3	1120.3
512 0015 036 **	36 x 1.5	28.4	1227.5
512 0025 002 **	2 x 2.5	12.1	215.6
512 0025 003 **	3 x 2.5	12.7	250.0
512 0025 004 **	4 x 2.5	13.9	301.1
512 0025 005 **	5 x 2.5	15.2	355.8
512 0025 006 **	6 x 2.5	16.5	412.7
512 0025 007 **	7 x 2.5	18.2	478.6
512 0025 008 **	8 x 2.5	19.5	538.8
512 0025 009 **	9 x 2.5	20.9	604.6
512 0025 010 **	10 x 2.5	22.5	679.3
512 0025 012 **	12 x 2.5	22.2	737.1
512 0025 014 **	14 x 2.5	23.4	829.7
512 0025 016 **	16 x 2.5	24.9	937.0
512 0025 018 **	18 x 2.5	26.0	1024.9
512 0025 020 **	20 x 2.5	26.8	1110.0
512 0025 021 **	21 x 2.5	27.3	1159.4
512 0025 024 **	24 x 2.5	31.0	1376.2
512 0025 025 **	25 x 2.5	31.6	1427.1
512 0025 027 **	27 x 2.5	31.6	1484.8
512 0025 030 **	30 x 2.5	32.8	1619.0
512 0025 032 **	32 x 2.5	34.1	1732.5
512 0025 036 **	36 x 2.5	35.4	1897.6
512 0040 002 **	2 x 4	13.5	278.9
512 0040 003 **	3 x 4	14.2	328.6
512 0040 004 **	4 x 4	15.5	398.8
512 0040 005 **	5 x 4	17.0	473.4
512 0040 007 **	7 x 4	20.5	646.7
512 0060 002 **	2 x 6	14.9	355.7
512 0060 003 **	3 x 6	15.7	426.1
512 0060 004 **	4 x 6	17.2	520.9
512 0060 005 **	5 x 6	19.3	638.9
512 0060 007 **	7 x 6	22.9	849.8
512 0100 003 **	3 x 10	20.4	696.3
512 0100 004 **	5 x 10	22.6	852.0
512 0100 005 **	5 x 10	25.1	1036.7
512 0100 007 **	7 x 10	29.9	1389.1
512 0160 003 **	3 x 16	23.4	965.4
512 0160 004 **	4 x 16	25.8	1199.1
512 0160 005 **	5 x 16	28.7	1448.0
512 0160 007 **	7 x 16	34.4	1973.4
512 0250 003 **	3 x 25	29.9	1486.9
512 0250 004 **	4 x 25	33.1	1854.0
512 0250 005 **	5 x 25	36.9	2260.6
512 0250 007 **	7 x 25	44.3	3075.7
512 0350 003 **	3 x 35	32.6	1898.8
512 0350 004 **	4 x 35	36.0	2359.8
512 0350 005 **	5 x 35	40.0	2879.3
512 0350 007 **	7 x 35	48.2	3941.8
512 0500 003 **	3 x 50	39.3	2691.9
512 0500 004 **	4 x 50	43.7	3375.8
512 0500 005 **	5 x 50	48.5	4100.9
512 0500 007 **	7 x 50	58.4	5605.8
512 0700 003 **	3 x 70	43.2	3479.4
512 0700 004 **	4 x 70	47.7	4357.2
512 0700 005 **	5 x 70	53.1	5325.1
512 0950 003 **	3 x 95	49.7	4647.7
512 0950 004 **	4 x 95	55.4	5864.8
512 0950 005 **	5 x 95	61.5	7148.5
512 1200 003 **	3 x 120	56.8	5862.3
512 1200 004 **	4 x 120	63.1	7371.2
512 1500 003 **	3 x 150	60.2	7025.9
512 1500 004 **	4 x 150	67.3	8922.6
512 1850 004 **	4 x 185	74.3	10929.3

PVC HIGH FLEXIBLE DATA CABLE LiYY–FD 503



Application

Cardiffcable LiYY–FD 503 can be used as data transmission cable, control and connecting cable predominantly for transmission of analog and digital signals in process controlled facilities in control technology. These high flexible control cables are suitable for shift and bending stresses in machines and machine tool constructions. The long service life is reached by the special construction and compounds. The outer sheath, based on PVC, is largely resistant to acids and oil, it is free of silicone and lacquer damaging substances.

Recommended: Cardiffcable LiYCY–FD 506 series, when there is external electromagnetic interference.

Construction

Conductor: Fine strands of bare copper, acc. To DIN VDE 0295 class 5 resp. IEC 60228 cl.6

Insulation: PVC

Core stranding: Short pitch stranding.

Insulation colour: Acc. to DIN 47100

JZ Black core with white numbers and GN/YE

JB Color core and GN/YE

OZ Black core with white numbers

OB Color core

Outer sheath: Special PVC compound

Sheath colour: Grey, RAL 7001 or RAL 7032

Technical data

Max speed: 2m/s

Max acceleration: 20m/s²

Rated voltage: 250V

Test voltage: 0.14mm2: 1200V

> 0.14mm2: 1500V

Insulation resistance: ≥10MΩ · km (20℃)

Bending radius: Flexible applicatin:7.5x cable diameter

Fixed installation:4 x cable diameter

Temperature range: Flexible application: –5℃ to +70℃

Fixed installation: –20℃ to +70℃

Temperature resistant material:

Flexible application: –10℃ to +90℃

Fixed installation: –40℃ to +105℃

Burning behavior: Self–extinguishing &flame–retardant acc. to IEC 60332–1

Remarks

** represent the core colour

JZ code: 01 OZ code: 02

JB code: 03 OB code: 04

Part No.	Cores No.+area (mm²)	Approx. Diameter (mm)	Approx. Weight (kg/km)
503 0014 002 **	2 x 0.14	3.4	14.4
503 0014 003 **	3 x 0.14	3.5	16.7
503 0014 004 **	4 x 0.14	3.8	19.7
503 0014 005 **	5 x 0.14	4.1	22.9
503 0014 006 **	6 x 0.14	4.7	28.2
503 0014 007 **	7 x 0.14	5.0	31.6
503 0014 008 **	8 x 0.14	5.3	35.0
503 0014 009 **	9 x 0.14	5.7	38.9
503 0014 010 **	10 x 0.14	6.2	45.8
503 0014 012 **	12 x 0.14	6.1	49.9
503 0014 014 **	14 x 0.14	6.4	55.5
503 0014 016 **	16 x 0.14	6.7	61.4
503 0014 018 **	18 x 0.14	7.1	67.3
503 0014 020 **	20 x 0.14	7.4	75.5
503 0014 021 **	21 x 0.14	7.6	78.9
503 0014 024 **	24 x 0.14	8.3	90.1
503 0014 025 **	25 x 0.14	8.5	93.6
503 0014 027 **	27 x 0.14	8.5	97.6
503 0014 030 **	30 x 0.14	9.0	109.6
503 0014 032 **	32 x 0.14	9.3	116.5
503 0014 036 **	36 x 0.14	9.6	126.7
503 0020 002 **	2 x 0.2	3.6	16.8
503 0020 003 **	3 x 0.2	3.8	19.7
503 0020 004 **	4 x 0.2	4.1	23.5
503 0020 005 **	5 x 0.2	4.6	29.5
503 0020 006 **	6 x 0.2	5.0	33.7
503 0020 007 **	7 x 0.2	5.3	37.9
503 0020 008 **	8 x 0.2	5.7	42.2
503 0020 009 **	9 x 0.2	6.3	49.5
503 0020 010 **	10 x 0.2	6.6	55.0
503 0020 012 **	12 x 0.2	6.5	60.3
503 0020 014 **	14 x 0.2	6.9	67.5
503 0020 016 **	16 x 0.2	7.4	78.0
503 0020 018 **	18 x 0.2	7.8	85.6
503 0020 020 **	20 x 0.2	7.9	92.1
503 0020 021 **	21 x 0.2	8.1	96.4
503 0020 024 **	24 x 0.2	9.1	114.1
503 0020 025 **	25 x 0.2	9.3	118.5
503 0020 027 **	27 x 0.2	9.3	123.7
503 0020 030 **	30 x 0.2	9.6	134.3
503 0020 032 **	32 x 0.2	10.0	142.8
503 0020 036 **	36 x 0.2	10.5	160.3
503 0025 002 **	2 x 0.25	3.7	18.4
503 0025 003 **	3 x 0.25	3.9	21.8
503 0025 004 **	4 x 0.25	4.2	26.2
503 0025 005 **	5 x 0.25	4.8	32.7
503 0025 006 **	6 x 0.25	5.2	37.6
503 0025 007 **	7 x 0.25	5.5	42.3
503 0025 008 **	8 x 0.25	6.1	49.7
503 0025 009 **	9 x 0.25	6.5	55.2
503 0025 010 **	10 x 0.25	6.9	61.4
503 0025 012 **	12 x 0.25	6.8	67.7
503 0025 014 **	14 x 0.25	7.1	75.9
503 0025 016 **	16 x 0.25	7.7	87.6
503 0025 018 **	18 x 0.25	8.1	96.3
503 0025 020 **	20 x 0.25	8.2	103.8
503 0025 021 **	21 x 0.25	8.4	108.7
503 0025 024 **	24 x 0.25	9.5	128.4
503 0025 025 **	25 x 0.25	9.7	133.4
503 0025 027 **	27 x 0.25	9.7	139.5
503 0025 030 **	30 x 0.25	10.0	151.6
503 0025 032 **	32 x 0.25	10.6	165.9
503 0025 036 **	36 x 0.25	11.0	181.1
503 0030 002 **	2 x 0.3	3.8	20.4
503 0030 003 **	3 x0.3	4.0	24.3
503 0030 004 **	4 x 0.3	4.6	31.2
503 0030 005 **	5 x 0.3	5.0	36.6
503 0030 006 **	6 x 0.3	5.4	42.1
503 0030 007 **	7 x 0.3	6.0	49.9
503 0030 008 **	8 x 0.3	6.4	55.6
503 0030 009 **	9 x 0.3	6.8	61.9
503 0030 010 **	10 x 0.3	7.4	72.0
503 0030 012 **	12 x 0.3	7.1	76.3
503 0030 014 **	14 x 0.3	7.6	88.9
503 0030 016 **	16 x 0.3	8.0	98.8
503 0030 018 **	18 x 0.3	8.4	108.8
503 0030 020 **	20 x 0.3	8.6	117.5

Part No.	Cores No.+area (mm²)	Approx. Diameter (mm)	Approx. Weight (kg/km)
503 0030 021 **	21 x 0.3	9.0	126.9
503 0030 024 **	24 x 0.3	9.9	145.1
503 0030 025 **	25 x 0.3	10.3	155.2
503 0030 027 **	27 x 0.3	10.3	162.4
503 0030 030 **	30 x 0.3	10.7	176.5
503 0030 032 **	32 x 0.3	11.0	187.8
503 0030 036 **	36 x 0.3	11.4	205.4
503 0034 002 **	2 x 0.34	3.9	21.2
503 0034 003 **	3 x 0.34	4.1	25.3
503 0034 004 **	4 x 0.34	4.7	32.5
503 0034 005 **	5 x 0.34	5.0	38.2
503 0034 006 **	6 x 0.34	5.5	44.0
503 0034 007 **	7 x 0.34	6.1	52.2
503 0034 008 **	8 x 0.34	6.5	58.2
503 0034 009 **	9 x 0.34	6.9	64.7
503 0034 010 **	10 x 0.34	7.5	75.2
503 0034 012 **	12 x 0.34	7.4	83.1
503 0034 014 **	14 x 0.34	7.8	93.2
503 0034 016 **	16 x 0.34	8.1	103.6
503 0034 018 **	18 x 0.34	8.6	114.2
503 0034 020 **	20 x 0.34	9.0	127.1
503 0034 021 **	21 x 0.34	9.2	133.2
503 0034 024 **	24 x 0.34	10.3	156.6
503 0034 025 **	25 x 0.34	10.5	162.7
503 0034 027 **	27 x 0.34	10.5	170.4
503 0034 030 **	30 x 0.34	10.9	185.3
503 0034 032 **	32 x 0.34	11.2	197.2
503 0034 036 **	36 x 0.34	11.9	220.8
503 0050 002 **	2 x 0.5	4.8	32.6
503 0050 003 **	3 x 0.5	5.1	39.0
503 0050 004 **	4 x 0.5	5.6	47.2
503 0050 005 **	5 x 0.5	6.2	58.4
503 0050 006 **	6 x 0.5	6.8	67.4
503 0050 007 **	7 x 0.5	7.5	79.3
503 0050 008 **	8 x 0.5	8.0	88.6
503 0050 009 **	9 x 0.5	8.5	98.7
503 0050 010 **	10 x 0.5	9.3	114.1
503 0050 012 **	12 x 0.5	9.1	126.4
503 0050 014 **	14 x 0.5	9.6	142.2
503 0050 016 **	16 x 0.5	10.3	162.7
503 0050 018 **	18 x 0.5	10.8	179.3
503 0050 020 **	20 x 0.5	11.1	193.6
503 0050 021 **	21 x 0.5	11.3	203.0
503 0050 024 **	24 x 0.5	12.7	237.8
503 0050 025 **	25 x 0.5	13.2	253.0
503 0050 027 **	27 x 0.5	13.2	264.9
503 0050 030 **	30 x 0.5	13.6	288.3
503 0050 032 **	32 x 0.5	14.1	307.0
503 0050 036 **	36 x 0.5	14.8	342.4
503 0075 002 **	2 x 0.75	5.2	40.6
503 0075 003 **	3 x 0.75	5.5	49.4
503 0075 004 **	4 x 0.75	6.2	62.9
503 0075 005 **	5 x 0.75	6.8	74.5
503 0075 006 **	6 x 0.75	7.6	89.6
503 0075 007 **	7 x 0.75	8.1	101.4
503 0075 008 **	8 x 0.75	8.9	117.3
503 0075 009 **	9 x 0.75	9.5	130.9
503 0075 010 **	10 x 0.75	10.3	150.3
503 0075 012 **	12 x 0.75	10.0	163.2
503 0075 014 **	14 x 0.75	10.7	188.9
503 0075 016 **	16 x 0.75	11.2	210.8
503 0075 018 **	18 x 0.75	12.0	238.1
503 0075 020 **	20 x 0.75	12.3	257.7
503 0075 021 **	21 x 0.75	12.6	270.3
503 0075 024 **	24 x 0.75	14.1	315.4
503 0075 025 **	25 x 0.75	14.6	334.4
503 0075 027 **	27 x 0.75	14.6	351.0
503 0075 030 **	30 x 0.75	15.1	382.7
503 0075 032 **	32 x 0.75	15.7	407.7
503 0075 036 **	36 x 0.75	16.4	454.4
503 0100 002 **	2 x 1.0	5.6	48.3
503 0100 003 **	3 x 1.0	6.1	62.0
503 0100 004 **	4 x 1.0	6.7	75.8
503 0100 005 **	5 x 1.0	7.5	93.4
503 0150 002 **	2 x 1.5	7.4	80.9
503 0150 003 **	3 x 1.5	7.8	98.8
503 0150 004 **	4 x 1.5	8.6	120.9

Note: For more customized products of other specifications or special specifications, please call for consultation.

PVC HIGH FLEXIBLE DATA CABLE SHIELDED LiYCY–FD 506



Application

Cardiffcable LiYCY–FD 506 can be used as data transmission cable, control and connecting cable predominantly for transmission of analog and digital signals in process controlled facilities in control technology. These high flexible control cables are suitable for shift and bending stresses in machines and machine tool constructions. The long service life is reached by the special construction and compounds. The copper shield protects against any electrical interference. Suitable for use in dry, humid and wet rooms. The outer sheath, based on PVC, is largely resistant to acids and oil, it is free of silicone and lacquer damaging substances.

Construction

Conductor: Fine strands of bare copper, acc. To DIN VDE 0295 class 5 resp. IEC 60228 cl.6
Insulation: PVC
Core stranding: Short pitch stranding.
Insulation colour: Acc. to DIN 47100

JZ Black core with white numbers and GN/YE
JB Color core and GN/YE
OZ Black core with white numbers
OB Color core

Shield: Tinned copper braid
Outer sheath: Special PVC compound
Sheath colour: Grey, RAL 7001 or RAL 7032

Technical data

Max speed： 2m/s
Max acceleration： 20m/s²
Rated voltage: 250V
Test voltage: 0.14mm2: 1200V
> 0.14mm2: 1500V
Insulation resistance: ⩾10MΩ・km (20℃)
Bending radius: Flexible applicatin:7.5x cable diameter
Fixed installation:4 x cable diameter
Temperature range: Flexible application: –5℃ to +70℃
Fixed installation: –20℃ to +70℃
Temperature resistant material：
Flexible application: –10℃ to +90℃
Fixed installation: –40℃ to +105℃
Burning behavior: Self–extinguishing &flame–retardant acc. to IEC 60332–1

Remarks

** represent the core colour

JZ code：01 OZ code：02
JB code：03 OB code：04

Part No.	Cores No.+area (mm²)	Approx. Diameter (mm)	Approx. Weight (kg/km)
506 0014 002 **	2 x 0.14	4.0	21.1
506 0014 003 **	3 x 0.14	4.1	24.5
506 0014 004 **	4 x 0.14	4.6	30.6
506 0014 005 **	5 x 0.14	4.9	35.0
506 0014 006 **	6 x 0.14	5.3	39.5
506 0014 007 **	7 x 0.14	5.6	44.0
506 0014 008 **	8 x 0.14	6.1	51.3
506 0014 009 **	9 x 0.14	6.5	56.0
506 0014 010 **	10 x 0.14	6.8	60.7
506 0014 012 **	12 x 0.14	6.7	64.8
506 0014 014 **	14 x 0.14	7.0	71.5
506 0014 016 **	16 x 0.14	7.5	81.7
506 0014 018 **	18 x 0.14	7.9	88.9
506 0014 020 **	20 x 0.14	8.0	94.8
506 0014 021 **	21 x 0.14	8.2	98.4
506 0014 024 **	24 x 0.14	9.1	115.1
506 0014 025 **	25 x 0.14	9.3	118.8
506 0014 027 **	27 x 0.14	9.3	123.5
506 0014 030 **	30 x 0.14	9.6	132.8
506 0014 032 **	32 x 0.14	9.9	140.0
506 0014 036 **	36 x 0.14	10.4	156.6
506 0020 002 **	2 x 0.2	4.2	23.8
506 0020 003 **	3 x 0.2	4.6	29.9
506 0020 004 **	4 x 0.2	4.9	35.0
506 0020 005 **	5 x 0.2	5.2	40.3
506 0020 006 **	6 x 0.2	5.6	45.7
506 0020 007 **	7 x 0.2	6.1	53.8
506 0020 008 **	8 x 0.2	6.5	59.4
506 0020 009 **	9 x 0.2	6.9	65.0
506 0020 010 **	10 x 0.2	7.4	74.0
506 0020 012 **	12 x 0.2	7.1	76.1
506 0020 014 **	14 x 0.2	7.7	87.8
506 0020 016 **	16 x 0.2	8.0	96.4
506 0020 018 **	18 x 0.2	8.4	105.2
506 0020 020 **	20 x 0.2	8.5	112.7
506 0020 021 **	21 x 0.2	8.9	121.0
506 0020 024 **	24 x 0.2	9.7	136.7
506 0020 025 **	25 x 0.2	9.9	141.2
506 0020 027 **	27 x 0.2	9.9	147.3
506 0020 030 **	30 x 0.2	10.4	163.5
506 0020 032 **	32 x 0.2	10.8	172.5
506 0020 036 **	36 x 0.2	11.1	187.7
506 0025 002 **	2 x 0.25	4.5	27.5
506 0025 003 **	3 x 0.25	4.7	32.3
506 0025 004 **	4 x 0.25	5.0	38.0
506 0025 005 **	5 x 0.25	5.4	43.9
506 0025 006 **	6 x 0.25	6.0	52.5
506 0025 007 **	7 x 0.25	6.3	58.7
506 0025 008 **	8 x 0.25	6.7	65.0
506 0025 009 **	9 x 0.25	7.1	71.2
506 0025 010 **	10 x 0.25	7.7	80.9
506 0025 012 **	12 x 0.25	7.6	87.3
506 0025 014 **	14 x 0.25	7.9	96.8
506 0025 016 **	16 x 0.25	8.3	106.6
506 0025 018 **	18 x 0.25	8.9	120.4
506 0025 020 **	20 x 0.25	9.0	129.1
506 0025 021 **	21 x 0.25	9.2	134.1
506 0025 024 **	24 x 0.25	10.3	156.2
506 0025 025 **	25 x 0.25	10.5	161.4
506 0025 027 **	27 x 0.25	10.5	168.5
506 0025 030 **	30 x 0.25	10.8	181.9
506 0025 032 **	32 x 0.25	11.2	192.0
506 0025 036 **	36 x 0.25	11.8	214.6
506 0030 002 **	2 x 0.3	4.6	29.6
506 0030 003 **	3 x0.3	4.8	35.0
506 0030 004 **	4 x 0.3	5.2	41.4
506 0030 005 **	5 x 0.3	5.6	48.1
506 0030 006 **	6 x 0.3	6.2	57.5
506 0030 007 **	7 x 0.3	6.6	64.4
506 0030 008 **	8 x 0.3	7.0	71.5
506 0030 009 **	9 x 0.3	7.6	81.8
506 0030 010 **	10 x 0.3	8.0	89.0
506 0030 012 **	12 x 0.3	7.9	96.5
506 0030 014 **	14 x 0.3	8.2	107.4
506 0030 016 **	16 x 0.3	8.6	118.5
506 0030 018 **	18 x 0.3	9.2	133.8
506 0030 020 **	20 x 0.3	9.4	143.7

Part No.	Cores No.+area (mm²)	Approx. Diameter (mm)	Approx. Weight (kg/km)
506 0030 021 **	21 x 0.3	9.6	149.4
506 0030 024 **	24 x 0.3	10.7	173.8
506 0030 025 **	25 x 0.3	10.9	179.7
506 0030 027 **	27 x 0.3	10.9	188.0
506 0030 030 **	30 x 0.3	11.3	203.3
506 0030 032 **	32 x 0.3	11.8	220.0
506 0030 036 **	36 x 0.3	12.2	240.1
506 0034 002 **	2 x 0.34	4.7	30.5
506 0034 003 **	3 x 0.34	4.9	36.2
506 0034 004 **	4 x 0.34	5.3	42.9
506 0034 005 **	5 x 0.34	5.6	49.9
506 0034 006 **	6 x 0.34	6.3	59.6
506 0034 007 **	7 x 0.34	6.7	66.9
506 0034 008 **	8 x 0.34	7.1	74.2
506 0034 009 **	9 x 0.34	7.7	84.9
506 0034 010 **	10 x 0.34	8.1	92.5
506 0034 012 **	12 x 0.34	8.0	100.5
506 0034 014 **	14 x 0.34	8.4	111.9
506 0034 016 **	16 x 0.34	8.9	127.5
506 0034 018 **	18 x 0.34	9.4	139.5
506 0034 020 **	20 x 0.34	9.6	150.0
506 0034 021 **	21 x 0.34	9.8	156.0
506 0034 024 **	24 x 0.34	10.9	181.4
506 0034 025 **	25 x 0.34	11.1	187.5
506 0034 027 **	27 x 0.34	11.1	196.4
506 0034 030 **	30 x 0.34	11.5	212.5
506 0034 032 **	32 x 0.34	12.0	229.9
506 0034 036 **	36 x 0.34	12.5	251.1
506 0050 002 **	2 x 0.5	5.4	40.3
506 0050 003 **	3 x 0.5	5.7	49.0
506 0050 004 **	4 x 0.5	6.4	61.7
506 0050 005 **	5 x 0.5	7.0	75.1
506 0050 006 **	6 x 0.5	7.6	85.9
506 0050 007 **	7 x 0.5	8.1	96.7
506 0050 008 **	8 x 0.5	8.8	111.5
506 0050 009 **	9 x 0.5	9.3	122.6
506 0050 010 **	10 x 0.5	9.9	133.8
506 0050 012 **	12 x 0.5	9.7	146.5
506 0050 014 **	14 x 0.5	10.4	168.5
506 0050 016 **	16 x 0.5	10.9	186.5
506 0050 018 **	18 x 0.5	11.4	204.7
506 0050 020 **	20 x 0.5	11.9	226.0
506 0050 021 **	21 x 0.5	12.1	235.1
506 0050 024 **	24 x 0.5	13.5	272.5
506 0050 025 **	25 x 0.5	13.8	281.9
506 0050 027 **	27 x 0.5	13.8	295.7
506 0050 030 **	30 x 0.5	14.2	320.7
506 0050 032 **	32 x 0.5	14.9	345.7
506 0050 036 **	36 x 0.5	15.4	378.5
506 0075 002 **	2 x 0.75	6.0	50.8
506 0075 003 **	3 x 0.75	6.3	62.4
506 0075 004 **	4 x 0.75	6.8	75.4
506 0075 005 **	5 x 0.75	7.6	92.2
506 0075 006 **	6 x 0.75	8.2	105.9
506 0075 007 **	7 x 0.75	8.9	123.7
506 0075 008 **	8 x 0.75	9.5	138.0
506 0075 009 **	9 x 0.75	10.3	156.7
506 0075 010 **	10 x 0.75	10.9	171.3
506 0075 012 **	12 x 0.75	10.8	189.1
506 0075 014 **	14 x 0.75	11.3	212.3
506 0075 016 **	16 x 0.75	12.0	241.3
506 0075 018 **	18 x 0.75	12.6	265.4
506 0075 020 **	20 x 0.75	12.9	287.1
506 0075 021 **	21 x 0.75	13.4	305.0
506 0075 024 **	24 x 0.75	14.9	352.6
506 0075 025 **	25 x 0.75	15.2	365.0
506 0075 027 **	27 x 0.75	15.2	384.1
506 0075 030 **	30 x 0.75	15.7	417.5
506 0075 032 **	32 x 0.75	16.5	449.2
506 0075 036 **	36 x 0.75	17.0	493.2
506 0100 002 **	2 x 1.0	6.4	58.4
506 0100 003 **	3 x 1.0	6.7	72.8
506 0100 004 **	4 x 1.0	7.5	92.0
506 0100 005 **	5 x 1.0	8.1	108.5
506 0150 002 **	2 x 1.5	8.0	86.6
506 0150 003 **	3 x 1.5	8.4	109.4
506 0150 004 **	4 x 1.5	9.4	138.5

Note: For more customized products of other specifications or special specifications, please call for consultation.

PUR HIGH FLEXIBLE CONTROL CABLE YP–FD 601



Application

Cardiffcable YP–FD 601 be used as a control and signal cable in machine tools ,machine and appliance construction as well as in the steel industry for difficult and problem areas. These high flexible control cables are suitable for shift and bending stresses in machines and machine tool constructions. The long service life is reached by the special construction and compounds. The PUR outer sheath, fulfils the highest oil resistance and chemical resistance. It is an extremely robust control cable with high abrasion and tear resistant properties. The high flexibility of this cable makes it easy to install. Suitable for outdoor use.

Recommended: Cardiffcable CP–FD 602 series, when there is external electromagnetic interference.

Construction

Conductor: Fine strands of bare copper, acc. To DIN VDE 0295 class 5 resp. IEC 60228 cl.6

Insulation: PVC

Core stranding: Short pitch stranding.

Insulation colour:

JZ Black core with white numbers and GN/YE

JB Color core and GN/YE

OZ Black core with white numbers

OB Color core

Outer sheath: PUR

Sheath colour: Grey, RAL 7001 / Black, RAL 9005

Technical data

Max speed： 2m/s

Max acceleration： 20m/s²

Rated voltage: 300/500V

Test voltage: 2000V

Insulation resistance: ≥20MΩ・km (20℃)

Bending radius: Flexible applicatin:7.5x cable diameter

Fixed installation:4 x cable diameter

Temperature range: Flexible application: –10℃ to +70℃

Fixed installation: –40℃ to +80℃

Burning behavior: Self–extinguishing &flame–retardant acc. to IEC 60332–1

Remarks

** represent the core colour

JZ code：01 OZ code：02

JB code：03 OB code：04

Part No.	Cores No.+area (mm²)	Approx. Diameter (mm)	Approx. Weight (kg/km)
601 0005 002 **	2 x 0.5	5.6	39.8
601 0005 003 **	3 x 0.5	6.2	50.0
601 0005 004 **	4 x 0.5	6.7	60.3
601 0005 005 **	5 x 0.5	7.5	74.1
601 0005 006 **	6 x 0.5	8.2	85.5
601 0005 007 **	7 x 0.5	9.0	100.0
601 0005 008 **	8 x 0.5	9.7	111.6
601 0005 009 **	9 x 0.5	10.5	128.6
601 0005 010 **	10 x 0.5	11.2	143.5
601 0005 012 **	12 x 0.5	11.0	158.9
601 0005 014 **	14 x 0.5	11.8	183.2
601 0005 016 **	16 x 0.5	12.4	203.8
601 0005 018 **	18 x 0.5	13.2	229.7
601 0005 020 **	20 x 0.5	13.5	247.8
601 0005 021 **	21 x 0.5	13.8	259.8
601 0005 024 **	24 x 0.5	15.5	303.7
601 0005 025 **	25 x 0.5	15.8	315.9
601 0005 027 **	27 x 0.5	15.8	330.6
601 0005 030 **	30 x 0.5	16.6	366.3
601 0005 032 **	32 x 0.5	17.2	390.2
601 0005 036 **	36 x 0.5	18.0	433.7
601 0007 002 **	2 x 0.75	6.2	50.8
601 0007 003 **	3 x 0.75	6.6	61.3
601 0007 004 **	4 x 0.75	7.4	77.5
601 0007 005 **	5 x 0.75	8.1	91.7
601 0007 006 **	6 x 0.75	9.0	109.6
601 0007 007 **	7 x 0.75	9.7	124.0
601 0007 008 **	8 x 0.75	10.6	142.9
601 0007 009 **	9 x 0.75	11.3	159.5
601 0007 010 **	10 x 0.75	12.2	183.0
601 0007 012 **	12 x 0.75	12.0	203.6
601 0007 014 **	14 x 0.75	12.6	229.5
601 0007 016 **	16 x 0.75	13.5	261.3
601 0007 018 **	18 x 0.75	14.2	288.5
601 0007 020 **	20 x 0.75	14.8	317.9
601 0007 021 **	21 x 0.75	15.1	333.4
601 0007 024 **	24 x 0.75	16.9	388.5
601 0007 025 **	25 x 0.75	17.3	404.3
601 0007 027 **	27 x 0.75	17.3	424.1
601 0007 030 **	30 x 0.75	18.1	469.6
601 0007 032 **	32 x 0.75	18.7	500.3
601 0007 036 **	36 x 0.75	19.6	555.9
601 0010 002 **	2 x 1.0	6.6	59.1
601 0010 003 **	3 x 1.0	7.0	72.1
601 0010 004 **	4 x 1.0	7.8	91.3
601 0010 005 **	5 x 1.0	8.6	108.4
601 0010 006 **	6 x 1.0	9.5	129.6
601 0010 007 **	7 x 1.0	10.5	150.9
601 0010 008 **	8 x 1.0	11.2	169.1
601 0010 009 **	9 x 1.0	12.2	193.7
601 0010 010 **	10 x 1.0	13.2	221.5
601 0010 012 **	12 x 1.0	12.8	242.2
601 0010 014 **	14 x 1.0	13.6	279.0
601 0010 016 **	16 x 1.0	14.4	311.7
601 0010 018 **	18 x 1.0	15.3	350.6
601 0010 020 **	20 x 1.0	15.7	379.8
601 0010 021 **	21 x 1.0	16.3	404.9
601 0010 024 **	24 x 1.0	18.2	470.8
601 0010 025 **	25 x 1.0	18.6	490.0
601 0010 027 **	27 x 1.0	18.6	514.8
601 0010 030 **	30 x 1.0	19.4	569.4
601 0010 032 **	32 x 1.0	20.2	606.8
601 0010 036 **	36 x 1.0	21.1	674.2
601 0015 002 **	2 x 1.5	7.8	84.0
601 0015 003 **	3 x 1.5	8.3	103.0
601 0015 004 **	4 x 1.5	9.2	130.0
601 0015 005 **	5 x 1.5	10.3	158.8
601 0015 006 **	6 x 1.5	11.2	184.5
601 0015 007 **	7 x 1.5	12.3	214.2
601 0015 008 **	8 x 1.5	13.4	245.5
601 0015 009 **	9 x 1.5	14.4	274.4
601 0015 010 **	10 x 1.5	15.5	313.0

Note: For more customized products of other specifications or special specifications, please call for consultation.

Part No.	Cores No.+area (mm²)	Approx. Diameter (mm)	Approx. Weight (kg/km)
601 0015 012 **	12 x 1.5	15.3	350.9
601 0015 014 **	14 x 1.5	16.2	403.3
601 0015 016 **	16 x 1.5	17.1	450.9
601 0015 018 **	18 x 1.5	18.2	506.0
601 0015 020 **	20 x 1.5	18.7	548.7
601 0015 021 **	21 x 1.5	19.3	583.5
601 0015 024 **	24 x 1.5	21.6	677.0
601 0015 025 **	25 x 1.5	22.3	713.4
601 0015 027 **	27 x 1.5	22.3	749.9
601 0015 030 **	30 x 1.5	23.0	818.7
601 0015 032 **	32 x 1.5	24.1	882.3
601 0015 036 **	36 x 1.5	25.0	968.9
601 0025 002 **	2 x 2.5	9.6	129.4
601 0025 003 **	3 x 2.5	10.4	163.5
601 0025 004 **	4 x 2.5	11.4	200.9
601 0025 005 **	5 x 2.5	12.7	244.9
601 0025 006 **	6 x 2.5	14.0	290.5
601 0025 007 **	7 x 2.5	15.4	336.1
601 0025 008 **	8 x 2.5	16.7	383.8
601 0025 009 **	9 x 2.5	18.1	436.6
601 0025 010 **	10 x 2.5	19.5	496.1
601 0025 012 **	12 x 2.5	19.2	557.0
601 0025 014 **	14 x 2.5	20.2	630.6
601 0025 016 **	16 x 2.5	21.5	714.3
601 0025 018 **	18 x 2.5	22.8	799.7
601 0025 020 **	20 x 2.5	23.6	877.0
601 0025 021 **	21 x 2.5	24.1	920.7
601 0025 024 **	24 x 2.5	27.2	1076.6
601 0025 025 **	25 x 2.5	28.0	1131.8
601 0025 027 **	27 x 2.5	28.0	1190.3
601 0025 030 **	30 x 2.5	29.2	1311.6
601 0025 032 **	32 x 2.5	30.3	1398.3
601 0025 036 **	36 x 2.5	31.6	1548.9
601 0040 002 **	2 x 4	11.0	180.3
601 0040 003 **	3 x 4	11.9	229.8
601 0040 004 **	4 x 4	13.2	289.4
601 0040 005 **	5 x 4	14.7	352.3
601 0040 007 **	7 x 4	17.7	481.9
601 0060 002 **	2 x 6	12.4	244.6
601 0060 003 **	3 x 6	13.4	314.7
601 0060 004 **	4 x 6	14.9	397.7
601 0060 005 **	5 x 6	16.5	484.6
601 0060 007 **	7 x 6	19.9	662.8
601 0100 003 **	3 x 10	17.6	529.1
601 0100 004 **	4 x 10	19.6	665.6
601 0100 005 **	5 x 10	21.9	817.2
601 0100 007 **	7 x 10	26.5	1121.1
601 0160 003 **	3 x 16	20.2	760.9
601 0160 004 **	4 x 16	22.6	970.7
601 0160 005 **	5 x 16	25.3	1191.0
601 0160 007 **	7 x 16	30.8	1644.4
601 0250 003 **	3 x 25	26.5	1211.5
601 0250 004 **	4 x 25	29.5	1533.2
601 0250 005 **	5 x 25	32.9	1871.1
601 0250 007 **	7 x 25	40.1	2579.5
601 0350 003 **	3 x 35	28.8	1568.5
601 0350 004 **	4 x 35	32.4	2005.4
601 0350 005 **	5 x 35	36.0	2449.9
601 0350 007 **	7 x 35	44.0	3392.0
601 0500 003 **	3 x 50	35.3	2261.4
601 0500 004 **	4 x 50	39.5	2876.0
601 0500 005 **	5 x 50	44.1	3520.8
601 0500 007 **	7 x 50	53.8	4865.5
601 0700 003 **	3 x 70	39.0	2980.9
601 0700 004 **	4 x 70	43.7	3818.3
601 0700 005 **	5 x 70	48.7	4676.3
601 0950 003 **	3 x 95	45.3	4033.4
601 0950 004 **	4 x 95	50.6	5133.2
601 0950 005 **	5 x 95	56.7	6323.5
601 1200 003 **	3 x 120	52.0	5095.0
601 1200 004 **	4 x 120	58.3	6509.9
601 1500 003 **	3 x 150	55.6	6222.3
601 1500 004 **	4 x 150	62.1	7938.6
601 1850 004 **	4 x 185	68.9	9786.1

PUR HIGH FLEXIBLE CONTROL CABLE SHIELDED CP–FD 602



Application

Cardiffcable CP–FD 602 be used as a control and signal cable in machine tools ,machine and appliance construction as well as in the steel industry for difficult and problem areas. These high flexible control cables are suitable for shift and bending stresses in machines and machine tool constructions. The long service life is reached by the special construction and compounds. It also can be used in EMC–sensitive environments. The PUR outer sheath, fulfils the highest oil resistance and chemical resistance. It is an extremely robust control cable with high abrasion and tear resistant properties. The high flexibility of this cable makes it easy to install. Suitable for outdoor use.

Construction

Conductor: Fine strands of bare copper, acc. To DIN VDE 0295 class 5 resp. IEC 60228 cl.6
Insulation: PVC
Core stranding: Short pitch stranding.
Insulation colour:

JZ Black core with white numbers and GN/YE
JB Color core and GN/YE
OZ Black core with white numbers
OB Color core

Shield: Tinned copper braid
Outer sheath: PUR
Sheath colour: Grey, RAL 7001 / Black, RAL 9005

Technical data

Max speed： 2m/s
Max acceleration： 20m/s²
Rated voltage: 300/500V
Test voltage: 2000V
Insulation resistance: ⩾20MΩ・km (20℃)
Bending radius: Flexible applicatin:7.5x cable diameter
Fixed installation:4 x cable diameter
Temperature range: Flexible application: –10℃ to +70℃
Fixed installation: –40℃ to +80℃
Burning behavior: Self–extinguishing &flame–retardant acc. to IEC 60332–1

Remarks

** represent the core colour

JZ code：01 OZ code：02
JB code：03 OB code：04

Part No.	Cores No.+area (mm²)	Approx. Diameter (mm)	Approx. Weight (kg/km)
602 0005 002 **	2 x 0.5	6.4	50.1
602 0005 003 **	3 x 0.5	6.8	61.0
602 0005 004 **	4 x 0.5	7.5	76.4
602 0005 005 **	5 x 0.5	8.1	89.4
602 0005 006 **	6 x 0.5	9.0	106.2
602 0005 007 **	7 x 0.5	9.6	119.7
602 0005 008 **	8 x 0.5	10.5	137.5
602 0005 009 **	9 x 0.5	11.1	151.4
602 0005 010 **	10 x 0.5	12.0	170.1
602 0005 012 **	12 x 0.5	11.8	186.1
602 0005 014 **	14 x 0.5	12.4	208.1
602 0005 016 **	16 x 0.5	13.2	235.8
602 0005 018 **	18 x 0.5	13.8	258.8
602 0005 020 **	20 x 0.5	14.1	279.0
602 0005 021 **	21 x 0.5	14.6	296.3
602 0005 024 **	24 x 0.5	16.3	342.5
602 0005 025 **	25 x 0.5	16.6	354.3
602 0005 027 **	27 x 0.5	16.6	371.7
602 0005 030 **	30 x 0.5	17.2	403.1
602 0005 032 **	32 x 0.5	18.1	434.2
602 0005 036 **	36 x 0.5	18.7	475.4
602 0007 002 **	2 x 0.75	6.8	58.5
602 0007 003 **	3 x 0.75	7.4	75.4
602 0007 004 **	4 x 0.75	8.0	91.2
602 0007 005 **	5 x 0.75	8.9	111.0
602 0007 006 **	6 x 0.75	9.6	127.7
602 0007 007 **	7 x 0.75	10.5	148.7
602 0007 008 **	8 x 0.75	11.2	165.9
602 0007 009 **	9 x 0.75	12.1	188.0
602 0007 010 **	10 x 0.75	12.8	205.5
602 0007 012 **	12 x 0.75	12.6	227.1
602 0007 014 **	14 x 0.75	13.4	260.6
602 0007 016 **	16 x 0.75	14.1	289.5
602 0007 018 **	18 x 0.75	15.0	324.7
602 0007 020 **	20 x 0.75	15.4	351.1
602 0007 021 **	21 x 0.75	15.7	365.7
602 0007 024 **	24 x 0.75	17.8	430.0
602 0007 025 **	25 x 0.75	18.2	445.1
602 0007 027 **	27 x 0.75	18.2	468.2
602 0007 030 **	30 x 0.75	19.0	516.5
602 0007 032 **	32 x 0.75	19.6	546.4
602 0007 036 **	36 x 0.75	20.5	608.1
602 0010 002 **	2 x 1.0	7.4	69.3
602 0010 003 **	3 x 1.0	7.8	86.3
602 0010 004 **	4 x 1.0	8.4	105.2
602 0010 005 **	5 x 1.0	9.2	124.5
602 0010 006 **	6 x 1.0	10.3	152.3
602 0010 007 **	7 x 1.0	11.1	172.5
602 0010 008 **	8 x 1.0	12.0	197.7
602 0010 009 **	9 x 1.0	12.8	218.4
602 0010 010 **	10 x 1.0	13.8	244.7
602 0010 012 **	12 x 1.0	13.6	271.6
602 0010 014 **	14 x 1.0	14.2	305.8
602 0010 016 **	16 x 1.0	15.2	346.7
602 0010 018 **	18 x 1.0	16.1	388.5
602 0010 020 **	20 x 1.0	16.5	420.8
602 0010 021 **	21 x 1.0	16.9	438.6
602 0010 024 **	24 x 1.0	19.1	513.9
602 0010 025 **	25 x 1.0	19.5	532.2
602 0010 027 **	27 x 1.0	19.5	560.8
602 0010 030 **	30 x 1.0	20.3	618.6
602 0010 032 **	32 x 1.0	21.1	654.8
602 0010 036 **	36 x 1.0	22.2	730.4
602 0015 002 **	2 x 1.5	8.4	89.7
602 0015 003 **	3 x 1.5	9.1	117.5
602 0015 004 **	4 x 1.5	9.8	144.3
602 0015 005 **	5 x 1.5	10.9	176.1
602 0015 006 **	6 x 1.5	12.0	208.9
602 0015 007 **	7 x 1.5	12.9	237.4
602 0015 008 **	8 x 1.5	14.0	271.7
602 0015 009 **	9 x 1.5	15.2	306.8
602 0015 010 **	10 x 1.5	16.3	342.9

Note: For more customized products of other specifications or special specifications, please call for consultation.

Part No.	Cores No.+area (mm²)	Approx. Diameter (mm)	Approx. Weight (kg/km)
602 0015 012 **	12 x 1.5	16.1	382.5
602 0015 014 **	14 x 1.5	16.8	431.8
602 0015 016 **	16 x 1.5	18.0	489.8
602 0015 018 **	18 x 1.5	19.1	548.3
602 0015 020 **	20 x 1.5	19.6	595.0
602 0015 021 **	21 x 1.5	20.0	620.5
602 0015 024 **	24 x 1.5	22.7	724.6
602 0015 025 **	25 x 1.5	23.4	760.1
602 0015 027 **	27 x 1.5	23.4	802.1
602 0015 030 **	30 x 1.5	24.1	874.0
602 0015 032 **	32 x 1.5	25.2	935.9
602 0015 036 **	36 x 1.5	26.3	1041.1
602 0025 002 **	2 x 2.5	10.4	134.5
602 0025 003 **	3 x 2.5	11.0	172.7
602 0025 004 **	4 x 2.5	12.2	218.9
602 0025 005 **	5 x 2.5	13.5	267.0
602 0025 006 **	6 x 2.5	14.8	316.4
602 0025 007 **	7 x 2.5	16.2	366.9
602 0025 008 **	8 x 2.5	17.5	418.8
602 0025 009 **	9 x 2.5	19.0	472.3
602 0025 010 **	10 x 2.5	20.2	518.1
602 0025 012 **	12 x 2.5	19.9	582.2
602 0025 014 **	14 x 2.5	21.1	668.0
602 0025 016 **	16 x 2.5	22.6	757.4
602 0025 018 **	18 x 2.5	23.9	846.9
602 0025 020 **	20 x 2.5	24.5	920.9
602 0025 021 **	21 x 2.5	25.2	971.1
602 0025 024 **	24 x 2.5	28.3	1126.3
602 0025 025 **	25 x 2.5	29.3	1181.0
602 0025 027 **	27 x 2.5	29.3	1248.3
602 0025 030 **	30 x 2.5	30.3	1362.1
602 0025 032 **	32 x 2.5	31.6	1456.3
602 0025 036 **	36 x 2.5	32.9	1619.4
602 0040 002 **	2 x 4	11.8	180.9
602 0040 003 **	3 x 4	12.5	236.2
602 0040 004 **	4 x 4	13.8	301.0
602 0040 005 **	5 x 4	15.3	367.9
602 0040 007 **	7 x 4	18.4	506.7
602 0060 002 **	2 x 6	13.2	239.3
602 0060 003 **	3 x 6	14.0	317.3
602 0060 004 **	4 x 6	15.5	406.2
602 0060 005 **	5 x 6	17.1	497.5
602 0060 007 **	7 x 6	20.8	694.2
602 0100 003 **	3 x 10	18.3	515.7
602 0100 004 **	4 x 10	20.5	668.8
602 0100 005 **	5 x 10	22.8	819.5
602 0100 007 **	7 x 10	27.6	1147.2
602 0160 003 **	3 x 16	21.3	741.6
602 0160 004 **	4 x 16	23.7	963.1
602 0160 005 **	5 x 16	26.4	1190.9
602 0160 007 **	7 x 16	32.1	1663.3
602 0250 003 **	3 x 25	27.4	1137.0
602 0250 004 **	4 x 25	30.8	1487.9
602 0250 005 **	5 x 25	34.2	1834.6
602 0250 007 **	7 x 25	41.4	2564.1
602 0350 003 **	3 x 35	30.1	1483.0
602 0350 004 **	4 x 35	33.7	1939.0
602 0350 005 **	5 x 35	37.3	2392.6
602 0350 007 **	7 x 35	45.3	3357.7
602 0500 003 **	3 x 50	36.6	2103.4
602 0500 004 **	4 x 50	40.8	2742.4
602 0500 005 **	5 x 50	45.4	3397.6
602 0500 007 **	7 x 50	54.9	4746.4
602 0700 003 **	3 x 70	40.3	2770.1
602 0700 004 **	4 x 70	44.8	3618.2
602 0700 005 **	5 x 70	50.0	4504.8
602 0950 003 **	3 x 95	46.6	3721.2
602 0950 004 **	4 x 95	51.9	4854.9
602 0950 005 **	5 x 95	57.8	6034.1
602 1200 003 **	3 x 120	53.3	4650.5
602 1200 004 **	4 x 120	59.6	6108.8
602 1500 003 **	3 x 150	56.9	5701.6
602 1500 004 **	4 x 150	63.4	7464.1
602 1850 004 **	4 x 185	70.2	9174.4

PUR HIGH FLEXIBLE CONTROL CABLE SHIELDED 2–CP–FD 612



Application

Cardiffcable 2–CP–FD 612 be used as a control and signal cable in machine tools ,machine and appliance construction as well as in the steel industry for difficult and problem areas. These high flexible control cables are suitable for shift and bending stresses in machines and machine tool constructions. The long service life is reached by the special construction and compounds. Inner sheath provide additional mechanical protection. It also can be used in EMC–sensitive environments. The PUR outer sheath, fulfils the highest oil resistance and chemical resistance. It is an extremely robust control cable with high abrasion and tear resistant properties. The high flexibility of this cable makes it easy to install. Suitable for outdoor use.

Construction

Conductor: Fine strands of bare copper, acc. To DIN VDE 0295 class 5 resp. IEC 60228 cl.6
Insulation: PVC
Core stranding: Short pitch stranding.
Insulation colour:

JZ Black core with white numbers and GN/YE
JB Color core and GN/YE
OZ Black core with white numbers
OB Color core

Inner sheath: PVC
Shield: Tinned copper braid
Outer sheath: PUR
Sheath colour: Grey, RAL 7001 / Black, RAL 9005

Technical data

Max speed： 2m/s
Max acceleration： 20m/s²
Rated voltage: 300/500V
Test voltage: 2000V
Insulation resistance: ⩾20MΩ・km (20℃)
Bending radius: Flexible applicatin:7.5x cable diameter
Fixed installation:4 x cable diameter
Temperature range: Flexible application: –10℃ to +70℃
Fixed installation: –40℃ to +80℃
Burning behavior: Self–extinguishing &flame–retardant acc. to IEC 60332–1

Remarks

** represent the core colour

JZ code：01 OZ code：02
JB code：03 OB code：04

Part No.	Cores No.+area (mm²)	Approx. Diameter (mm)	Approx. Weight (kg/km)
612 0005 002 **	2 x 0.5	7.9	86.6
612 0005 003 **	3 x 0.5	8.3	96.6
612 0005 004 **	4 x 0.5	9.0	114.3
612 0005 005 **	5 x 0.5	9.6	129.7
612 0005 006 **	6 x 0.5	10.5	149.6
612 0005 007 **	7 x 0.5	11.1	165.3
612 0005 008 **	8 x 0.5	12.2	191.9
612 0005 009 **	9 x 0.5	12.8	210.0
612 0005 010 **	10 x 0.5	13.7	235.6
612 0005 012 **	12 x 0.5	13.5	249.5
612 0005 014 **	14 x 0.5	14.1	273.5
612 0005 016 **	16 x 0.5	14.9	304.6
612 0005 018 **	18 x 0.5	15.5	330.3
612 0005 020 **	20 x 0.5	15.8	350.7
612 0005 021 **	21 x 0.5	16.3	371.7
612 0005 024 **	24 x 0.5	18.3	437.5
612 0005 025 **	25 x 0.5	18.6	452.5
612 0005 027 **	27 x 0.5	18.6	467.0
612 0005 030 **	30 x 0.5	19.4	508.6
612 0005 032 **	32 x 0.5	20.0	537.7
612 0005 036 **	36 x 0.5	20.8	587.6
612 0007 002 **	2 x 0.75	8.3	98.2
612 0007 003 **	3 x 0.75	8.9	114.6
612 0007 004 **	4 x 0.75	9.5	132.2
612 0007 005 **	5 x 0.75	10.4	155.2
612 0007 006 **	6 x 0.75	11.1	174.8
612 0007 007 **	7 x 0.75	12.2	204.4
612 0007 008 **	8 x 0.75	12.9	224.8
612 0007 009 **	9 x 0.75	13.8	252.4
612 0007 010 **	10 x 0.75	14.7	283.0
612 0007 012 **	12 x 0.75	14.5	302.0
612 0007 014 **	14 x 0.75	15.1	332.6
612 0007 016 **	16 x 0.75	15.8	364.3
612 0007 018 **	18 x 0.75	16.7	403.4
612 0007 020 **	20 x 0.75	17.1	429.7
612 0007 021 **	21 x 0.75	17.9	463.6
612 0007 024 **	24 x 0.75	19.7	533.8
612 0007 025 **	25 x 0.75	20.1	552.7
612 0007 027 **	27 x 0.75	20.1	572.3
612 0007 030 **	30 x 0.75	20.9	623.9
612 0007 032 **	32 x 0.75	21.9	670.7
612 0007 036 **	36 x 0.75	22.6	724.5
612 0010 002 **	2 x 1.0	8.9	112.7
612 0010 003 **	3 x 1.0	9.3	128.3
612 0010 004 **	4 x 1.0	9.9	149.1
612 0010 005 **	5 x 1.0	10.9	175.6
612 0010 006 **	6 x 1.0	12.0	208.8
612 0010 007 **	7 x 1.0	12.8	232.0
612 0010 008 **	8 x 1.0	13.7	261.4
612 0010 009 **	9 x 1.0	14.7	293.4
612 0010 010 **	10 x 1.0	15.5	322.5
612 0010 012 **	12 x 1.0	15.3	346.6
612 0010 014 **	14 x 1.0	16.1	389.7
612 0010 016 **	16 x 1.0	16.9	427.9
612 0010 018 **	18 x 1.0	18.1	482.6
612 0010 020 **	20 x 1.0	18.5	514.8
612 0010 021 **	21 x 1.0	19.1	544.4
612 0010 024 **	24 x 1.0	21.0	626.6
612 0010 025 **	25 x 1.0	21.6	650.6
612 0010 027 **	27 x 1.0	21.6	675.1
612 0010 030 **	30 x 1.0	22.4	736.5
612 0010 032 **	32 x 1.0	23.4	789.6
612 0010 036 **	36 x 1.0	24.3	865.6
612 0015 002 **	2 x 1.5	9.9	142.4
612 0015 003 **	3 x 1.5	10.6	168.5
612 0015 004 **	4 x 1.5	11.3	197.6
612 0015 005 **	5 x 1.5	12.6	239.1
612 0015 006 **	6 x 1.5	13.7	276.9
612 0015 007 **	7 x 1.5	14.8	314.8
612 0015 008 **	8 x 1.5	15.7	348.2
612 0015 009 **	9 x 1.5	16.9	391.1
612 0015 010 **	10 x 1.5	18.3	447.4

Note: For more customized products of other specifications or special specifications, please call for consultation.

Part No.	Cores No.+area (mm²)	Approx. Diameter (mm)	Approx. Weight (kg/km)
612 0015 012 **	12 x 1.5	18.1	483.1
612 0015 014 **	14 x 1.5	19.0	543.3
612 0015 016 **	16 x 1.5	19.9	597.9
612 0015 018 **	18 x 1.5	21.0	661.9
612 0015 020 **	20 x 1.5	21.7	709.6
612 0015 021 **	21 x 1.5	22.3	749.8
612 0015 024 **	24 x 1.5	25.0	883.6
612 0015 025 **	25 x 1.5	25.5	915.9
612 0015 027 **	27 x 1.5	25.5	951.9
612 0015 030 **	30 x 1.5	26.4	1038.2
612 0015 032 **	32 x 1.5	27.3	1100.6
612 0015 036 **	36 x 1.5	28.4	1206.1
612 0025 002 **	2 x 2.5	12.1	211.0
612 0025 003 **	3 x 2.5	12.7	245.1
612 0025 004 **	4 x 2.5	13.9	295.3
612 0025 005 **	5 x 2.5	15.2	349.0
612 0025 006 **	6 x 2.5	16.5	404.7
612 0025 007 **	7 x 2.5	18.2	469.1
612 0025 008 **	8 x 2.5	19.5	528.0
612 0025 009 **	9 x 2.5	20.9	592.3
612 0025 010 **	10 x 2.5	22.5	665.4
612 0025 012 **	12 x 2.5	22.2	723.3
612 0025 014 **	14 x 2.5	23.4	814.5
612 0025 016 **	16 x 2.5	24.9	920.0
612 0025 018 **	18 x 2.5	26.0	1007.0
612 0025 020 **	20 x 2.5	26.8	1090.7
612 0025 021 **	21 x 2.5	27.3	1139.7
612 0025 024 **	24 x 2.5	31.0	1350.8
612 0025 025 **	25 x 2.5	31.6	1401.2
612 0025 027 **	27 x 2.5	31.6	1458.9
612 0025 030 **	30 x 2.5	32.8	1591.1
612 0025 032 **	32 x 2.5	34.1	1702.4
612 0025 036 **	36 x 2.5	35.4	1865.1
612 0040 002 **	2 x 4	13.5	273.2
612 0040 003 **	3 x 4	14.2	322.7
612 0040 004 **	4 x 4	15.5	391.7
612 0040 005 **	5 x 4	17.0	465.2
612 0040 007 **	7 x 4	20.5	634.7
612 0060 002 **	2 x 6	14.9	349.0
612 0060 003 **	3 x 6	15.7	419.0
612 0060 004 **	4 x 6	17.2	612.5
612 0060 005 **	5 x 6	19.3	628.2
612 0060 007 **	7 x 6	22.9	835.6
612 0100 003 **	3 x 10	20.4	684.4
612 0100 004 **	5 x 10	22.6	838.0
612 0100 005 **	5 x 10	25.1	1019.5
612 0100 007 **	7 x 10	29.9	1365.6
612 0160 003 **	3 x 16	23.4	950.2
612 0160 004 **	4 x 16	25.8	1181.3
612 0160 005 **	5 x 16	28.7	1426.4
612 0160 007 **	7 x 16	34.4	1943.0
612 0250 003 **	3 x 25	29.9	1463.4
612 0250 004 **	4 x 25	33.1	1825.7
612 0250 005 **	5 x 25	36.9	2225.6
612 0250 007 **	7 x 25	44.3	3026.2
612 0350 003 **	3 x 35	32.6	1871.0
612 0350 004 **	4 x 35	36.0	2326.7
612 0350 005 **	5 x 35	40.0	2838.6
612 0350 007 **	7 x 35	48.2	3883.2
612 0500 003 **	3 x 50	39.3	2651.9
612 0500 004 **	4 x 50	43.7	3327.0
612 0500 005 **	5 x 50	48.5	4041.9
612 0500 007 **	7 x 50	58.4	5521.2
612 0700 003 **	3 x 70	43.2	3432.6
612 0700 004 **	4 x 70	47.7	4300.6
612 0700 005 **	5 x 70	53.1	5255.1
612 0950 003 **	3 x 95	49.7	4585.6
612 0950 004 **	4 x 95	55.4	5788.3
612 0950 005 **	5 x 95	61.5	7055.3
612 1200 003 **	3 x 120	56.8	5782.0
612 1200 004 **	4 x 120	63.1	7273.5
612 1500 003 **	3 x 150	60.2	6936.7
612 1500 004 **	4 x 150	67.3	8811.8
612 1850 004 **	4 x 185	74.3	10794.7

PUR HIGH FLEXIBLE DATA CABLE LiYP–FD 603



Application

Cardiffcable LiYP–FD 603 can be used as data transmission cable, control and connecting cable predominantly for transmission of analog and digital signals in process controlled facilities in control technology. These high flexible control cables are suitable for shift and bending stresses in machines and machine tool constructions. The long service life is reached by the special construction and compounds. The PUR outer sheath, fulfils the highest oil resistance and chemical resistance. It is an extremely robust control cable with high abrasion and tear resistant properties.

Recommended: Cardiffcable LiYCP–FD 606 series, when there is external electromagnetic interference.

Construction

Conductor: Fine strands of bare copper, acc. To DIN VDE 0295 class 5 resp. IEC 60228 cl.6

Insulation: PVC

Core stranding: Short pitch stranding.

Insulation colour: Acc. to DIN 47100

JZ Black core with white numbers and GN/YE

JB Color core and GN/YE

OZ Black core with white numbers

OB Color core

Outer sheath: PUR

Sheath colour: Grey, RAL 7001 / Black, RAL 9005

Technical data

Max speed： 2m/s

Max acceleration： 20m/s²

Rated voltage: 250V

Test voltage: 0.14mm2: 1200V

> 0.14mm2: 1500V

Insulation resistance: ≥10MΩ・km (20℃)

Bending radius: Flexible applicatin:7.5x cable diameter

Fixed installation:4 x cable diameter

Temperature range: Flexible application: –10℃ to +70℃

Fixed installation: –40℃ to +80℃

Burning behavior: Self–extinguishing &flame–retardant acc. to IEC 60332–1

Remarks

** represent the core colour

JZ code：01 OZ code：02

JB code：03 OB code：04

Part No.	Cores No.+area (mm²)	Approx. Diameter (mm)	Approx. Weight (kg/km)
603 0014 002 **	2 x 0.14	3.4	13.6
603 0014 003 **	3 x 0.14	3.5	15.9
603 0014 004 **	4 x 0.14	3.8	18.9
603 0014 005 **	5 x 0.14	4.1	22.0
603 0014 006 **	6 x 0.14	4.7	27.1
603 0014 007 **	7 x 0.14	5.0	30.3
603 0014 008 **	8 x 0.14	5.3	33.7
603 0014 009 **	9 x 0.14	5.7	37.4
603 0014 010 **	10 x 0.14	6.2	44.0
603 0014 012 **	12 x 0.14	6.1	48.1
603 0014 014 **	14 x 0.14	6.4	53.7
603 0014 016 **	16 x 0.14	6.7	59.5
603 0014 018 **	18 x 0.14	7.1	65.3
603 0014 020 **	20 x 0.14	7.4	73.2
603 0014 021 **	21 x 0.14	7.6	76.6
603 0014 024 **	24 x 0.14	8.3	87.4
603 0014 025 **	25 x 0.14	8.5	90.8
603 0014 027 **	27 x 0.14	8.5	94.8
603 0014 030 **	30 x 0.14	9.0	106.4
603 0014 032 **	32 x 0.14	9.3	113.2
603 0014 036 **	36 x 0.14	9.6	123.3
603 0020 002 **	2 x 0.2	3.6	15.9
603 0020 003 **	3 x 0.2	3.8	18.9
603 0020 004 **	4 x 0.2	4.1	22.6
603 0020 005 **	5 x 0.2	4.6	28.3
603 0020 006 **	6 x 0.2	5.0	32.5
603 0020 007 **	7 x 0.2	5.3	36.5
603 0020 008 **	8 x 0.2	5.7	40.7
603 0020 009 **	9 x 0.2	6.3	47.7
603 0020 010 **	10 x 0.2	6.6	53.0
603 0020 012 **	12 x 0.2	6.5	58.4
603 0020 014 **	14 x 0.2	6.9	65.5
603 0020 016 **	16 x 0.2	7.4	75.7
603 0020 018 **	18 x 0.2	7.8	83.2
603 0020 020 **	20 x 0.2	7.9	89.6
603 0020 021 **	21 x 0.2	8.1	93.8
603 0020 024 **	24 x 0.2	9.1	110.8
603 0020 025 **	25 x 0.2	9.3	115.1
603 0020 027 **	27 x 0.2	9.3	120.4
603 0020 030 **	30 x 0.2	9.6	130.8
603 0020 032 **	32 x 0.2	10.0	139.2
603 0020 036 **	36 x 0.2	10.5	156.3
603 0025 002 **	2 x 0.25	3.7	17.5
603 0025 003 **	3 x 0.25	3.9	20.9
603 0025 004 **	4 x 0.25	4.2	25.2
603 0025 005 **	5 x 0.25	4.8	31.5
603 0025 006 **	6 x 0.25	5.2	36.3
603 0025 007 **	7 x 0.25	5.5	40.9
603 0025 008 **	8 x 0.25	6.1	48.0
603 0025 009 **	9 x 0.25	6.5	53.3
603 0025 010 **	10 x 0.25	6.9	59.3
603 0025 012 **	12 x 0.25	6.8	65.7
603 0025 014 **	14 x 0.25	7.1	73.8
603 0025 016 **	16 x 0.25	7.7	85.1
603 0025 018 **	18 x 0.25	8.1	93.7
603 0025 020 **	20 x 0.25	8.2	101.2
603 0025 021 **	21 x 0.25	8.4	106.0
603 0025 024 **	24 x 0.25	9.5	124.9
603 0025 025 **	25 x 0.25	9.7	129.8
603 0025 027 **	27 x 0.25	9.7	136.0
603 0025 030 **	30 x 0.25	10.0	148.0
603 0025 032 **	32 x 0.25	10.6	161.7
603 0025 036 **	36 x 0.25	11.0	176.8
603 0030 002 **	2 x 0.3	3.8	19.4
603 0030 003 **	3 x0.3	4.0	23.3
603 0030 004 **	4 x 0.3	4.6	30.0
603 0030 005 **	5 x 0.3	5.0	35.3
603 0030 006 **	6 x 0.3	5.4	40.7
603 0030 007 **	7 x 0.3	6.0	48.2
603 0030 008 **	8 x 0.3	6.4	53.8
603 0030 009 **	9 x 0.3	6.8	59.9
603 0030 010 **	10 x 0.3	7.4	69.5
603 0030 012 **	12 x 0.3	7.1	74.1
603 0030 014 **	14 x 0.3	7.6	86.5
603 0030 016 **	16 x 0.3	8.0	96.2
603 0030 018 **	18 x 0.3	8.4	106.1
603 0030 020 **	20 x 0.3	8.6	114.7

Part No.	Cores No.+area (mm²)	Approx. Diameter (mm)	Approx. Weight (kg/km)
603 0030 021 **	21 x 0.3	9.0	123.7
603 0030 024 **	24 x 0.3	9.9	141.4
603 0030 025 **	25 x 0.3	10.3	151.1
603 0030 027 **	27 x 0.3	10.3	158.3
603 0030 030 **	30 x 0.3	10.7	172.3
603 0030 032 **	32 x 0.3	11.0	183.4
603 0030 036 **	36 x 0.3	11.4	200.9
603 0034 002 **	2 x 0.34	3.9	20.2
603 0034 003 **	3 x 0.34	4.1	24.4
603 0034 004 **	4 x 0.34	4.7	31.3
603 0034 005 **	5 x 0.34	5.0	36.9
603 0034 006 **	6 x 0.34	5.5	42.6
603 0034 007 **	7 x 0.34	6.1	50.5
603 0034 008 **	8 x 0.34	6.5	56.3
603 0034 009 **	9 x 0.34	6.9	62.7
603 0034 010 **	10 x 0.34	7.5	72.7
603 0034 012 **	12 x 0.34	7.4	80.6
603 0034 014 **	14 x 0.34	7.8	90.7
603 0034 016 **	16 x 0.34	8.1	101.0
603 0034 018 **	18 x 0.34	8.6	111.4
603 0034 020 **	20 x 0.34	9.0	124.0
603 0034 021 **	21 x 0.34	9.2	129.9
603 0034 024 **	24 x 0.34	10.3	152.5
603 0034 025 **	25 x 0.34	10.5	158.5
603 0034 027 **	27 x 0.34	10.5	166.2
603 0034 030 **	30 x 0.34	10.9	181.0
603 0034 032 **	32 x 0.34	11.2	192.7
603 0034 036 **	36 x 0.34	11.9	215.8
603 0050 002 **	2 x 0.5	4.8	31.1
603 0050 003 **	3 x 0.5	5.1	37.6
603 0050 004 **	4 x 0.5	5.6	45.6
603 0050 005 **	5 x 0.5	6.2	56.5
603 0050 006 **	6 x 0.5	6.8	65.3
603 0050 007 **	7 x 0.5	7.5	76.8
603 0050 008 **	8 x 0.5	8.0	85.9
603 0050 009 **	9 x 0.5	8.5	95.8
603 0050 010 **	10 x 0.5	9.3	110.5
603 0050 012 **	12 x 0.5	9.1	122.9
603 0050 014 **	14 x 0.5	9.6	138.5
603 0050 016 **	16 x 0.5	10.3	158.5
603 0050 018 **	18 x 0.5	10.8	174.9
603 0050 020 **	20 x 0.5	11.1	189.2
603 0050 021 **	21 x 0.5	11.3	198.4
603 0050 024 **	24 x 0.5	12.7	232.1
603 0050 025 **	25 x 0.5	13.2	246.6
603 0050 027 **	27 x 0.5	13.2	258.7
603 0050 030 **	30 x 0.5	13.6	281.8
603 0050 032 **	32 x 0.5	14.1	300.1
603 0050 036 **	36 x 0.5	14.8	334.9
603 0075 002 **	2 x 0.75	5.2	38.8
603 0075 003 **	3 x 0.75	5.5	47.7
603 0075 004 **	4 x 0.75	6.2	60.9
603 0075 005 **	5 x 0.75	6.8	72.4
603 0075 006 **	6 x 0.75	7.6	87.0
603 0075 007 **	7 x 0.75	8.1	98.6
603 0075 008 **	8 x 0.75	8.9	114.0
603 0075 009 **	9 x 0.75	9.5	127.2
603 0075 010 **	10 x 0.75	10.3	145.9
603 0075 012 **	12 x 0.75	10.0	159.3
603 0075 014 **	14 x 0.75	10.7	184.4
603 0075 016 **	16 x 0.75	11.2	206.1
603 0075 018 **	18 x 0.75	12.0	232.7
603 0075 020 **	20 x 0.75	12.3	252.3
603 0075 021 **	21 x 0.75	12.6	264.6
603 0075 024 **	24 x 0.75	14.1	308.4
603 0075 025 **	25 x 0.75	14.6	326.6
603 0075 027 **	27 x 0.75	14.6	343.5
603 0075 030 **	30 x 0.75	15.1	374.9
603 0075 032 **	32 x 0.75	15.7	399.4
603 0075 036 **	36 x 0.75	16.4	445.4
603 0100 002 **	2 x 1.0	5.6	46.4
603 0100 003 **	3 x 1.0	6.1	60.0
603 0100 004 **	4 x 1.0	6.7	73.6
603 0100 005 **	5 x 1.0	7.5	90.8
603 0150 002 **	2 x 1.5	7.4	77.6
603 0150 003 **	3 x 1.5	7.8	95.5
603 0150 004 **	4 x 1.5	8.6	117.4

Note: For more customized products of other specifications or special specifications, please call for consultation.

PUR HIGH FLEXIBLE DATA CABLE SHIELDED LiYCP–FD 606



Application

Cardiffcable LiYCP–FD 606 can be used as data transmission cable, control and connecting cable predominantly for transmission of analog and digital signals in process controlled facilities in control technology. These high flexible control cables are suitable for shift and bending stresses in machines and machine tool constructions. The long service life is reached by the special construction and compounds. The copper shield protects against any electrical interference. The PUR outer sheath, fulfils the highest oil resistance and chemical resistance. It is an extremely robust control cable with high abrasion and tear resistant properties.

Construction

Conductor: Fine strands of bare copper, acc. To DIN VDE 0295 class 5 resp. IEC 60228 cl.6
Insulation: PVC
Core stranding: Short pitch stranding.
Insulation colour: Acc. to DIN 47100

JZ Black core with white numbers and GN/YE
JB Color core and GN/YE
OZ Black core with white numbers
OB Color core

Shield: Tinned copper braid
Outer sheath: PUR
Sheath colour: Grey, RAL 7001 / Black, RAL 9005

Technical data

Max speed： 2m/s
Max acceleration： 20m/s²
Rated voltage: 250V
Test voltage: 0.14mm2: 1200V
＞0.14mm2: 1500V
Insulation resistance: ≥10MΩ・km (20℃)
Bending radius: Flexible applicatin:7.5x cable diameter
Fixed installation:4 x cable diameter
Temperature range: Flexible application: –10℃ to +70℃
Fixed installation: –40℃ to +80℃
Burning behavior: Self–extinguishing &flame–retardant acc. to IEC 60332–1

Remarks

** represent the core colour

JZ code：01　　OZ code：02
JB code：03　　OB code：04

Part No.	Cores No.+area (mm²)	Approx. Diameter (mm)	Approx. Weight (kg/km)
606 0014 002 **	2 x 0.14	4.0	20.4
606 0014 003 **	3 x 0.14	4.1	23.8
606 0014 004 **	4 x 0.14	4.6	29.6
606 0014 005 **	5 x 0.14	4.9	34.0
606 0014 006 **	6 x 0.14	5.3	38.4
606 0014 007 **	7 x 0.14	5.6	42.8
606 0014 008 **	8 x 0.14	6.1	49.7
606 0014 009 **	9 x 0.14	6.5	54.4
606 0014 010 **	10 x 0.14	6.8	59.0
606 0014 012 **	12 x 0.14	6.7	63.1
606 0014 014 **	14 x 0.14	7.0	69.7
606 0014 016 **	16 x 0.14	7.5	79.6
606 0014 018 **	18 x 0.14	7.9	86.6
606 0014 020 **	20 x 0.14	8.0	92.5
606 0014 021 **	21 x 0.14	8.2	96.0
606 0014 024 **	24 x 0.14	9.1	112.2
606 0014 025 **	25 x 0.14	9.3	115.8
606 0014 027 **	27 x 0.14	9.3	120.5
606 0014 030 **	30 x 0.14	9.6	129.7
606 0014 032 **	32 x 0.14	9.9	136.8
606 0014 036 **	36 x 0.14	10.4	152.9
606 0020 002 **	2 x 0.2	4.2	23.0
606 0020 003 **	3 x 0.2	4.6	29.0
606 0020 004 **	4 x 0.2	4.9	34.0
606 0020 005 **	5 x 0.2	5.2	39.2
606 0020 006 **	6 x 0.2	5.6	44.5
606 0020 007 **	7 x 0.2	6.1	52.2
606 0020 008 **	8 x 0.2	6.5	57.8
606 0020 009 **	9 x 0.2	6.9	63.3
606 0020 010 **	10 x 0.2	7.4	71.8
606 0020 012 **	12 x 0.2	7.1	74.3
606 0020 014 **	14 x 0.2	7.7	85.6
606 0020 016 **	16 x 0.2	8.0	94.1
606 0020 018 **	18 x 0.2	8.4	102.8
606 0020 020 **	20 x 0.2	8.5	110.2
606 0020 021 **	21 x 0.2	8.9	118.1
606 0020 024 **	24 x 0.2	9.7	133.5
606 0020 025 **	25 x 0.2	9.9	138.0
606 0020 027 **	27 x 0.2	9.9	144.1
606 0020 030 **	30 x 0.2	10.4	159.8
606 0020 032 **	32 x 0.2	10.8	168.7
606 0020 036 **	36 x 0.2	11.1	183.7
606 0025 002 **	2 x 0.25	4.5	26.5
606 0025 003 **	3 x 0.25	4.7	31.3
606 0025 004 **	4 x 0.25	5.0	36.9
606 0025 005 **	5 x 0.25	5.4	42.7
606 0025 006 **	6 x 0.25	6.0	51.0
606 0025 007 **	7 x 0.25	6.3	57.1
606 0025 008 **	8 x 0.25	6.7	63.3
606 0025 009 **	9 x 0.25	7.1	69.4
606 0025 010 **	10 x 0.25	7.7	78.7
606 0025 012 **	12 x 0.25	7.6	85.1
606 0025 014 **	14 x 0.25	7.9	94.6
606 0025 016 **	16 x 0.25	8.3	104.2
606 0025 018 **	18 x 0.25	8.9	117.6
606 0025 020 **	20 x 0.25	9.0	126.2
606 0025 021 **	21 x 0.25	9.2	131.1
606 0025 024 **	24 x 0.25	10.3	152.6
606 0025 025 **	25 x 0.25	10.5	157.6
606 0025 027 **	27 x 0.25	10.5	164.8
606 0025 030 **	30 x 0.25	10.8	178.1
606 0025 032 **	32 x 0.25	11.2	188.0
606 0025 036 **	36 x 0.25	11.8	210.0
606 0030 002 **	2 x 0.3	4.6	28.6
606 0030 003 **	3 x0.3	4.8	34.0
606 0030 004 **	4 x 0.3	5.2	40.3
606 0030 005 **	5 x 0.3	5.6	46.9
606 0030 006 **	6 x 0.3	6.2	56.0
606 0030 007 **	7 x 0.3	6.6	62.8
606 0030 008 **	8 x 0.3	7.0	69.7
606 0030 009 **	9 x 0.3	7.6	79.6
606 0030 010 **	10 x 0.3	8.0	86.7
606 0030 012 **	12 x 0.3	7.9	94.3
606 0030 014 **	14 x 0.3	8.2	105.0
606 0030 016 **	16 x 0.3	8.6	116.0
606 0030 018 **	18 x 0.3	9.2	130.9
606 0030 020 **	20 x 0.3	9.4	140.7

Part No.	Cores No.+area (mm²)	Approx. Diameter (mm)	Approx. Weight (kg/km)
606 0030 021 **	21 x 0.3	9.6	146.3
606 0030 024 **	24 x 0.3	10.7	170.0
606 0030 025 **	25 x 0.3	10.9	175.8
606 0030 027 **	27 x 0.3	10.9	184.1
606 0030 030 **	30 x 0.3	11.3	199.3
606 0030 032 **	32 x 0.3	11.8	215.4
606 0030 036 **	36 x 0.3	12.2	235.4
606 0034 002 **	2 x 0.34	4.7	29.4
606 0034 003 **	3 x 0.34	4.9	35.2
606 0034 004 **	4 x 0.34	5.3	41.8
606 0034 005 **	5 x 0.34	5.6	48.6
606 0034 006 **	6 x 0.34	6.3	58.1
606 0034 007 **	7 x 0.34	6.7	65.2
606 0034 008 **	8 x 0.34	7.1	72.4
606 0034 009 **	9 x 0.34	7.7	82.7
606 0034 010 **	10 x 0.34	8.1	90.1
606 0034 012 **	12 x 0.34	8.0	98.2
606 0034 014 **	14 x 0.34	8.4	109.5
606 0034 016 **	16 x 0.34	8.9	124.7
606 0034 018 **	18 x 0.34	9.4	136.5
606 0034 020 **	20 x 0.34	9.6	146.9
606 0034 021 **	21 x 0.34	9.8	152.8
606 0034 024 **	24 x 0.34	10.9	177.5
606 0034 025 **	25 x 0.34	11.1	183.6
606 0034 027 **	27 x 0.34	11.1	192.4
606 0034 030 **	30 x 0.34	11.5	208.4
606 0034 032 **	32 x 0.34	12.0	225.2
606 0034 036 **	36 x 0.34	12.5	246.2
606 0050 002 **	2 x 0.5	5.4	39.1
606 0050 003 **	3 x 0.5	5.7	47.8
606 0050 004 **	4 x 0.5	6.4	60.1
606 0050 005 **	5 x 0.5	7.0	73.1
606 0050 006 **	6 x 0.5	7.6	83.7
606 0050 007 **	7 x 0.5	8.1	94.4
606 0050 008 **	8 x 0.5	8.8	108.7
606 0050 009 **	9 x 0.5	9.3	119.6
606 0050 010 **	10 x 0.5	9.9	130.6
606 0050 012 **	12 x 0.5	9.7	143.4
606 0050 014 **	14 x 0.5	10.4	164.9
606 0050 016 **	16 x 0.5	10.9	182.6
606 0050 018 **	18 x 0.5	11.4	200.6
606 0050 020 **	20 x 0.5	11.9	221.4
606 0050 021 **	21 x 0.5	12.1	230.4
606 0050 024 **	24 x 0.5	13.5	266.8
606 0050 025 **	25 x 0.5	13.8	276.0
606 0050 027 **	27 x 0.5	13.8	289.9
606 0050 030 **	30 x 0.5	14.2	314.7
606 0050 032 **	32 x 0.5	14.9	338.9
606 0050 036 **	36 x 0.5	15.4	371.4
606 0075 002 **	2 x 0.75	6.0	49.3
606 0075 003 **	3 x 0.75	6.3	60.8
606 0075 004 **	4 x 0.75	6.8	73.7
606 0075 005 **	5 x 0.75	7.6	90.0
606 0075 006 **	6 x 0.75	8.2	103.6
606 0075 007 **	7 x 0.75	8.9	120.9
606 0075 008 **	8 x 0.75	9.5	134.9
606 0075 009 **	9 x 0.75	10.3	153.1
606 0075 010 **	10 x 0.75	10.9	167.4
606 0075 012 **	12 x 0.75	10.8	185.2
606 0075 014 **	14 x 0.75	11.3	208.3
606 0075 016 **	16 x 0.75	12.0	236.6
606 0075 018 **	18 x 0.75	12.6	260.5
606 0075 020 **	20 x 0.75	12.9	282.0
606 0075 021 **	21 x 0.75	13.4	299.3
606 0075 024 **	24 x 0.75	14.9	345.8
606 0075 025 **	25 x 0.75	15.2	358.0
606 0075 027 **	27 x 0.75	15.2	377.1
606 0075 030 **	30 x 0.75	15.7	410.3
606 0075 032 **	32 x 0.75	16.5	441.1
606 0075 036 **	36 x 0.75	17.0	484.8
606 0100 002 **	2 x 1.0	6.4	56.8
606 0100 003 **	3 x 1.0	6.7	71.1
606 0100 004 **	4 x 1.0	7.5	89.9
606 0100 005 **	5 x 1.0	8.1	106.2
606 0150 002 **	2 x 1.5	8.0	84.3
606 0150 003 **	3 x 1.5	8.4	107.0
606 0150 004 **	4 x 1.5	9.4	135.5

Note: For more customized products of other specifications or special specifications, please call for consultation.

PVC MOTOR–SUPPLY CABLE SERVO–CY 902



Application

Zcardiffcable SERVO–CY 902 is used to connect servo and DNC–motors. It also can be used in EMC–sensitive environments. Suitable for occasional flexible applications. The outer sheath, based on PVC, is largely resistant to acids and oil. It is free of silicone and lacquer damaging substances.

Construction

Conductor: Fine strands of bare copper, acc. To DIN VDE 0295 class 5 resp. IEC 60228 cl.5
Insulation: PVC
Insulation colour:
JZ Black core with white numbers and GN/YE
JB Color core and GN/YE
OZ Black core with white numbers
OB Color core
Shield: Tinned copper braid，Shielding density≥85%
Outer sheath: Special PVC compound
Sheath colour: Grey, RAL 7001 / Black, RAL 9005 / Orange, RAL 2003

Technical data

Rated voltage: < 1.5mm²: 300/500V
≥ 1.5mm²: 0.6/1kV
Test voltage: < 1.5mm²: 2000V
≥ 1.5mm²: 3500V
Insulation resistance: ≥20MΩ・km (20℃)
Bending radius: Flexible applicatin:15 x cable diameter
Fixed installation:4 x cable diameter
Temperature range: Flexible application: –5℃ to +70℃
Fixed installation: –20℃ to +70℃
Temperature resistant material:
Flexible application: –10℃ to +90℃
Fixed installation: –40℃ to +105℃
Burning behavior: Self–extinguishing &flame–retardant acc. to IEC 60332–1

Remarks

** represent the core colour

JZ code：01 OZ code：02
JB code：03 OB code：04

Part No.	Cores No.+area (mm²)	Approx. Diameter (mm)	Approx. Weight (kg/km)	Rated voltage
902 00050 04 **	4 x 0.5	7.5	85.0	300/500V
902 00075 04 **	4 x 0.75	8.1	102.2	300/500V
902 00100 04 **	4 x 1.0	8.6	118.4	300/500V
902 00150 04 **	4 x 1.5	12	210.9	0.6/1KV
902 00250 04 **	4 x 2.5	13.1	270.1	0.6/1KV
902 00400 04 **	4 x 4	15.4	380.1	0.6/1KV
902 00600 04 **	4 x 6	16.8	485.9	0.6/1KV
902 01000 04 **	4 x 10	20	725.9	0.6/1KV
902 01600 04 **	4 x 16	23.1	1027.5	0.6/1KV
902 02500 04 **	4 x 25	30.8	1513.1	0.6/1KV
902 03500 04 **	4 x 35	33.7	1968.8	0.6/1KV
902 05000 04 **	4 x 50	40.8	2785.2	0.6/1KV
902 07000 04 **	4 x 70	44.8	3668.4	0.6/1KV
902 09500 04 **	4 x 95	51.9	4921.5	0.6/1KV
902 00505 06 **	4 x 0.5 + (2 x 0.5)	9.5	122.6	300/500V
902 00505 08 **	4 x 0.5 + 2 x (2 x 0.5)	11.5	160.8	300/500V
902 07505 06 **	4 x 0.75 + (2 x 0.5)	10.3	147.2	300/500V
902 07505 08 **	4 x 0.75 + 2 x (2 x 0.5)	11.9	172.9	300/500V
902 01075 06 **	4 x 1.0 + (2 x 0.75)	11.0	170.7	300/500V
902 01075 08 **	4 x 1.0 + 2 x (2 x 0.75)	12.7	208.5	300/500V
902 01575 06 **	4 x 1.5 + (2 x 0.75)	13.7	239.6	0.6/1KV
902 01510 06 **	4 x 1.5 + (2x 1.0)	13.9	247.1	0.6/1KV
902 01515 06 **	4 x 1.5 + (2 x 1.5)	14.9	273.7	0.6/1KV
902 01575 08 **	4 x 1.5 + 2 x (2 x 0.75)	15.3	277.4	0.6/1KV
902 01510 08 **	4 x 1.5 + 2 x (2 x 1.0)	15.7	292.3	0.6/1KV
902 01515 08 **	4 x 1.5 + 2 x (2 x 1.5)	17.0	337.5	0.6/1KV
902 02575 06 **	4 x 2.5 + (2 x 0.75)	15.1	302.2	0.6/1KV
902 02510 06 **	4 x 2.5 + (2 x 1.0)	15.4	310.8	0.6/1KV
902 02515 06 **	4 x 2.5 + (2 x 1.5)	16.2	335.1	0.6/1KV
902 02575 08 **	4 x 2.5 + 2 x(2 x 0.75)	16.6	338.8	0.6/1KV
902 02510 08 **	4 x 2.5 + 2 x (2 x 1.0)	17.0	353.7	0.6/1KV
902 02515 08 **	4 x 2.5 + 2 x (2 x 1.5)	18.8	404.3	0.6/1KV
902 04075 06 **	4 x 4 + (2 x 0.75)	17.5	415.3	0.6/1KV
902 04010 06 **	4 x 4 + (2 x 1.0)	17.8	423.6	0.6/1KV
902 04015 06 **	4 x 4 + (2 x 1.5)	18.9	451.4	0.6/1KV
902 04075 08 **	4 x 4 + 2 x (2 x 0.75)	18.9	450.5	0.6/1KV
902 04010 08 **	4 x 4 + 2 x (2 x 1.0)	19.0	461.9	0.6/1KV
902 04015 08 **	4 x 4 + 2 x (2 x 1.5)	20.7	511.7	0.6/1KV
902 06075 06 **	4 x 6 + (2 x 0.75)	19.1	525.4	0.6/1KV
902 06010 06 **	4 x 6 + (2 x 1.0)	19.3	532.9	0.6/1KV
902 06015 06 **	4 x 6 + (2 x 1.5)	20.1	557.2	0.6/1KV
902 06075 08 **	4 x 6 + 2 x (2 x 0.75)	20.4	559.1	0.6/1KV
902 06010 08 **	4 x 6 + 2 x (2 x 1.0)	20.9	575.1	0.6/1KV
902 06015 08 **	4 x 6 + 2 x (2 x 1.5)	22.3	621.4	0.6/1KV
902 10075 06 **	4 x 10 + (2 x 0.75)	21.5	717.7	0.6/1KV
902 10010 06 **	4 x 10 + (2 x 1.0)	21.7	725.1	0.6/1KV
902 10015 06 **	4 x 10 + (2 x 1.5)	22.5	749.5	0.6/1KV
902 10075 08 **	4 x 10 + 2 x (2 x 0.75)	22.7	750.8	0.6/1KV
902 10010 08 **	4 x 10 + 2 x (2 x 1.0)	23.0	764.6	0.6/1KV
902 10015 08 **	4 x 10 + 2 x (2 x 1.5)	24.3	809.7	0.6/1KV
902 16015 06 **	4 x 16 + (2 x 1.5)	25.5	1036.3	0.6/1KV
902 16015 08 **	4 x 16 + 2 x (2 x 1.5)	27.5	1108.5	0.6/1KV
902 25015 06 **	4 x 25 + (2 x 1.5)	29.9	1478.2	0.6/1KV
902 25015 08 **	4 x 25 + 2 x (2 x 1.5)	31.5	1548.9	0.6/1KV
902 35015 08 **	4 x 35 + 2 x (2 x 1.5)	32.7	1944.3	0.6/1KV
902 50015 08 **	4 x50 + 2 x (2 x 1.5)	38.6	2672.7	0.6/1KV

Note: For more customized products of other specifications or special specifications, please call for consultation.

PVC HIGH FLEXIBLE MOTOR–SUPPLY CABLE SERVO–CY–FD 952



Application

Cardiffcable SERVO–CY–FD 952 is used to connect servo and DNC–motors. It also can be used in EMC–sensitive environments. The increasing demand in industrial automation requires cables with narrow bending radius. Cardiff cable FD series meets this requirement. These high flexible control cables are suitable for shift and bending stresses in machines and machine tool constructions. The long service life is reached by the special construction and compounds. The outer sheath, based on PVC, is largely resistant to acids and oil, it is free of silicone and lacquer damaging substances.

Construction

Conductor: Fine strands of bare copper, acc. To DIN VDE 0295 class 5 resp. IEC 60228 cl.6
Insulation: PVC
Insulation colour:
JZ Black core with white numbers and GN/YE
JB Color core and GN/YE
OZ Black core with white numbers
OB Color core
Shield: Tinned copper braid，Shielding density≥85%
Outer sheath: Special PVC compound
Sheath colour: Grey, RAL 7001 / Black, RAL 9005 / Orange, RAL 2003

Technical data

Max speed：2m/s
Max acceleration：20m/s²
Rated voltage: < 1.5mm²：300/500V
≥ 1.5mm²：0.6/1kV
Test voltage: < 1.5mm²：2000V
≥ 1.5mm²：3500V
Insulation resistance: ≥20MΩ・km (20℃)
Bending radius: Flexible applicatin:7.5 x cable diameter
Fixed installation:4 x cable diameter
Temperature range: Flexible application: –5℃ to +70℃
Fixed installation: –20℃ to +70℃
Temperature resistant material：
Flexible application: –10℃ to +90℃
Fixed installation: –40℃ to +105℃
Burning behavior: Self–extinguishing &flame–retardant acc. to IEC 60332–1

Remarks

** represent the core colour
JZ code：01 OZ code：02
JB code：03 OB code：04

Part No.	Cores No.+area (mm²)	Approx. Diameter (mm)	Approx. Weight (kg/km)	Rated voltage
952 00050 04 **	4 x 0.5	7.5	85.0	300/500V
952 00075 04 **	4 x 0.75	8.1	102.2	300/500V
952 00100 04 **	4 x 1.0	8.6	118.4	300/500V
952 00150 04 **	4 x 1.5	12	210.9	0.6/1KV
952 00250 04 **	4 x 2.5	13.1	270.1	0.6/1KV
952 00400 04 **	4 x 4	15.4	380.1	0.6/1KV
952 00600 04 **	4 x 6	16.8	485.9	0.6/1KV
952 01000 04 **	4 x 10	20	725.9	0.6/1KV
952 01600 04 **	4 x 16	23.1	1027.5	0.6/1KV
952 02500 04 **	4 x 25	30.8	1513.1	0.6/1KV
952 03500 04 **	4 x 35	33.7	1968.8	0.6/1KV
952 05000 04 **	4 x 50	40.8	2785.2	0.6/1KV
952 07000 04 **	4 x 70	44.8	3668.4	0.6/1KV
952 09500 04 **	4 x 95	51.9	4921.5	0.6/1KV
952 00505 06 **	4 x 0.5 + (2 x 0.5)	9.5	122.6	300/500V
952 00505 08 **	4 x 0.5 + 2 x (2 x 0.5)	11.5	160.8	300/500V
952 07505 06 **	4 x 0.75 + (2 x 0.5)	10.3	147.2	300/500V
952 07505 08 **	4 x 0.75 + 2 x (2 x 0.5)	11.9	172.9	300/500V
952 01075 06 **	4 x 1.0 + (2 x 0.75)	11.0	170.7	300/500V
952 01075 08 **	4 x 1.0 + 2 x (2 x 0.75)	12.7	208.5	300/500V
952 01575 06 **	4 x 1.5 + (2 x 0.75)	13.7	239.6	0.6/1KV
952 01510 06 **	4 x 1.5 + (2x 1.0)	13.9	247.1	0.6/1KV
952 01515 06 **	4 x 1.5 + (2 x 1.5)	14.9	273.7	0.6/1KV
952 01575 08 **	4 x 1.5 + 2 x (2 x 0.75)	15.3	277.4	0.6/1KV
952 01510 08 **	4 x 1.5 + 2 x (2 x 1.0)	15.7	292.3	0.6/1KV
952 01515 08 **	4 x 1.5 + 2 x (2 x 1.5)	17.0	337.5	0.6/1KV
952 02575 06 **	4 x 2.5 + (2 x 0.75)	15.1	302.2	0.6/1KV
952 02510 06 **	4 x 2.5 + (2 x 1.0)	15.4	310.8	0.6/1KV
952 02515 06 **	4 x 2.5 + (2 x 1.5)	16.2	335.1	0.6/1KV
952 02575 08 **	4 x 2.5 + 2 x(2 x 0.75)	16.6	338.8	0.6/1KV
952 02510 08 **	4 x 2,5 + 2 x (2 x 1.0)	17.0	353.7	0.6/1KV
952 02515 08 **	4 x 2.5 + 2 x (2 x 1.5)	18.8	404.3	0.6/1KV
952 04075 06 **	4 x 4 + (2 x 0.75)	17.5	415.3	0.6/1KV
952 04010 06 **	4 x 4 + (2 x 1.0)	17.8	423.6	0.6/1KV
952 04015 06 **	4 x 4 + (2 x 1.5)	18.9	451.4	0.6/1KV
952 04075 08 **	4 x 4 + 2 x (2 x 0.75)	18.9	450.5	0.6/1KV
952 04010 08 **	4 x 4 + 2 x (2 x 1.0)	19.0	461.9	0.6/1KV
952 04015 08 **	4 x 4 + 2 x (2 x 1.5)	20.7	511.7	0.6/1KV
952 06075 06 **	4 x 6 + (2 x 0.75)	19.1	525.4	0.6/1KV
952 06010 06 **	4 x 6 + (2 x 1.0)	19.3	532.9	0.6/1KV
952 06015 06 **	4 x 6 + (2 x 1.5)	20.1	557.2	0.6/1KV
952 06075 08 **	4 x 6 + 2 x (2 x 0.75)	20.4	559.1	0.6/1KV
952 06010 08 **	4 x 6 + 2 x (2 x 1.0)	20.9	575.1	0.6/1KV
952 06015 08 **	4 x 6 + 2 x (2 x 1.5)	22.3	621.4	0.6/1KV
952 10075 06 **	4 x 10 + (2 x 0.75)	21.5	717.7	0.6/1KV
952 10010 06 **	4 x 10 + (2 x 1.0)	21.7	725.1	0.6/1KV
952 10015 06 **	4 x 10 + (2 x 1.5)	22.5	749.5	0.6/1KV
952 10075 08 **	4 x 10 + 2 x (2 x 0.75)	22.7	750.8	0.6/1KV
952 10010 08 **	4 x 10 + 2 x (2 x 1.0)	23.0	764.6	0.6/1KV
952 10015 08 **	4 x 10 + 2 x (2 x 1.5)	24.3	809.7	0.6/1KV
952 16015 06 **	4 x 16 + (2 x 1.5)	25.5	1036.3	0.6/1KV
952 16015 08 **	4 x 16 + 2 x (2 x 1.5)	27.5	1108.5	0.6/1KV
952 25015 06 **	4 x 25 + (2 x 1.5)	29.9	1478.2	0.6/1KV
952 25015 08 **	4 x 25 + 2 x (2 x 1.5)	31.5	1548.9	0.6/1KV
952 35015 08 **	4 x 35 + 2 x (2 x 1.5)	32.7	1944.3	0.6/1KV
952 50015 08 **	4 x50 + 2 x (2 x 1.5)	38.6	2672.7	0.6/1KV

Note: For more customized products of other specifications or special specifications, please call for consultation.

PUR MOTOR–SUPPLY CABLE SERVO–CP 922



Application

Cardiffcable SERVO–CP 922 is used to connect servo and DNC–motors. It also can be used in EMC–sensitive environments. Suitable for occasional flexible applications. The PUR outer sheath, fulfils the highest oil resistance and chemical resistance. It is an extremely robust control cable with high abrasion and tear resistant properties. The high flexibility of this cable makes it easy to install. Suitable for outdoor use.

Construction

Conductor: Fine strands of bare copper, acc. To DIN VDE 0295 class 5 resp. IEC 60228 cl.5
Insulation: PVC
Insulation colour:

JZ Black core with white numbers and GN/YE
JB Color core and GN/YE
OZ Black core with white numbers
OB Color core

Shield: Tinned copper braid，Shielding density≥85%
Outer sheath: PUR
Sheath colour: Grey, RAL 7001 / Black, RAL 9005 / Orange, RAL 2003

Technical data

Rated voltage: < 1.5mm²: 300/500V
≥ 1.5mm²: 0.6/1kV
Test voltage: < 1.5mm²: 2000V
≥ 1.5mm²: 3500V
Insulation resistance: ≥20MΩ・km (20℃)
Bending radius: Flexible applicatin:20 x cable diameter
Fixed installation:6 x cable diameter
Temperature range: Flexible application: –5℃ to +70℃
Fixed installation: –40℃ to +80℃
Burning behavior: Self–extinguishing &flame–retardant acc. to IEC 60332–1

Remarks

** represent the core colour

JZ code：01 OZ code：02
JB code：03 OB code：04

Part No.	Cores No.+area (mm²)	Approx. Diameter (mm)	Approx. Weight (kg/km)	Rated voltage
922 00050 04 **	4 x 0.5	7.5	85.0	300/500V
922 00075 04 **	4 x 0.75	8.1	102.2	300/500V
922 00100 04 **	4 x 1.0	8.6	118.4	300/500V
922 00150 04 **	4 x 1.5	12	210.9	0.6/1KV
922 00250 04 **	4 x 2.5	13.1	270.1	0.6/1KV
922 00400 04 **	4 x 4	15.4	380.1	0.6/1KV
922 00600 04 **	4 x 6	16.8	485.9	0.6/1KV
922 01000 04 **	4 x 10	20	725.9	0.6/1KV
922 01600 04 **	4 x 16	23.1	1027.5	0.6/1KV
922 02500 04 **	4 x 25	30.8	1513.1	0.6/1KV
922 03500 04 **	4 x 35	33.7	1968.8	0.6/1KV
922 05000 04 **	4 x 50	40.8	2785.2	0.6/1KV
922 07000 04 **	4 x 70	44.8	3668.4	0.6/1KV
922 09500 04 **	4 x 95	51.9	4921.5	0.6/1KV
922 00505 06 **	4 x 0.5 + (2 x 0.5)	9.5	122.6	300/500V
922 00505 08 **	4 x 0.5 + 2 x (2 x 0.5)	11.5	160.8	300/500V
922 07505 06 **	4 x 0.75 + (2 x 0.5)	10.3	147.2	300/500V
922 07505 08 **	4 x 0.75 + 2 x (2 x 0.5)	11.9	172.9	300/500V
922 01075 06 **	4 x 1.0 + (2 x 0.75)	11.0	170.7	300/500V
922 01075 08 **	4 x 1.0 + 2 x (2 x 0.75)	12.7	208.5	300/500V
922 01575 06 **	4 x 1.5 + (2 x 0.75)	13.7	239.6	0.6/1KV
922 01510 06 **	4 x 1.5 + (2x 1.0)	13.9	247.1	0.6/1KV
922 01515 06 **	4 x 1.5 + (2 x 1.5)	14.9	273.7	0.6/1KV
922 01575 08 **	4 x 1.5 + 2 x (2 x 0.75)	15.3	277.4	0.6/1KV
922 01510 08 **	4 x 1.5 + 2 x (2 x 1.0)	15.7	292.3	0.6/1KV
922 01515 08 **	4 x 1.5 + 2 x (2 x 1.5)	17.0	337.5	0.6/1KV
922 02575 06 **	4 x 2.5 + (2 x 0.75)	15.1	302.2	0.6/1KV
922 02510 06 **	4 x 2.5 + (2 x 1.0)	15.4	310.8	0.6/1KV
922 02515 06 **	4 x 2.5 + (2 x 1.5)	16.2	335.1	0.6/1KV
922 02575 08 **	4 x 2.5 + 2 x(2 x 0.75)	16.6	338.8	0.6/1KV
922 02510 08 **	4 x 2.5 + 2 x (2 x 1.0)	17.0	353.7	0.6/1KV
922 02515 08 **	4 x 2.5 + 2 x (2 x 1.5)	18.8	404.3	0.6/1KV
922 04075 06 **	4 x 4 + (2 x 0.75)	17.5	415.3	0.6/1KV
922 04010 06 **	4 x 4 + (2 x 1.0)	17.8	423.6	0.6/1KV
922 04015 06 **	4 x 4 + (2 x 1.5)	18.9	451.4	0.6/1KV
922 04075 08 **	4 x 4 + 2 x (2 x 0.75)	18.9	450.5	0.6/1KV
922 04010 08 **	4 x 4 + 2 x (2 x 1.0)	19.0	461.9	0.6/1KV
922 04015 08 **	4 x 4 + 2 x (2 x 1.5)	20.7	511.7	0.6/1KV
922 06075 06 **	4 x 6 + (2 x 0.75)	19.1	525.4	0.6/1KV
922 06010 06 **	4 x 6 + (2 x 1.0)	19.3	532.9	0.6/1KV
922 06015 06 **	4 x 6 + (2 x 1.5)	20.1	557.2	0.6/1KV
922 06075 08 **	4 x 6 + 2 x (2 x 0.75)	20.4	559.1	0.6/1KV
922 06010 08 **	4 x 6 + 2 x (2 x 1.0)	20.9	575.1	0.6/1KV
922 06015 08 **	4 x 6 + 2 x (2 x 1.5)	22.3	621.4	0.6/1KV
922 10075 06 **	4 x 10 + (2 x 0.75)	21.5	717.7	0.6/1KV
922 10010 06 **	4 x 10 + (2 x 1.0)	21.7	725.1	0.6/1KV
922 10015 06 **	4 x 10 + (2 x 1.5)	22.5	749.5	0.6/1KV
922 10075 08 **	4 x 10 + 2 x (2 x 0.75)	22.7	750.8	0.6/1KV
922 10010 08 **	4 x 10 + 2 x (2 x 1.0)	23.0	764.6	0.6/1KV
922 10015 08 **	4 x 10 + 2 x (2 x 1.5)	24.3	809.7	0.6/1KV
922 16015 06 **	4 x 16 + (2 x 1.5)	25.5	1036.3	0.6/1KV
922 16015 08 **	4 x 16 + 2 x (2 x 1.5)	27.5	1108.5	0.6/1KV
922 25015 06 **	4 x 25 + (2 x 1.5)	29.9	1478.2	0.6/1KV
922 25015 08 **	4 x 25 + 2 x (2 x 1.5)	31.5	1548.9	0.6/1KV
922 35015 08 **	4 x 35 + 2 x (2 x 1.5)	32.7	1944.3	0.6/1KV
922 50015 08 **	4 x50 + 2 x (2 x 1.5)	38.6	2672.7	0.6/1KV

Note: For more customized products of other specifications or special specifications, please call for consultation.

PUR HIGH FLEXIBLE MOTOR–SUPPLY CABLE SERVO–CP–FD 962



Application

Cardiffcable SERVO–CP–FD 962 is used to connect servo and DNC–motors. It also can be used in EMC–sensitive environments. The increasing demand in industrial automation requires cables with narrow bending radius. Cardiff cable FD series meets this requirement. These high flexible control cables are suitable for shift and bending stresses in machines and machine tool constructions. The long service life is reached by the special construction and compounds. The PUR outer sheath, fulfils the highest oil resistance and chemical resistance. It is an extremely robust control cable with high abrasion and tear resistant properties. Suitable for outdoor use.

Construction

Conductor: Fine strands of bare copper, acc. To DIN VDE 0295 class 5 resp. IEC 60228 cl.6
Insulation: PVC
Insulation colour:
JZ Black core with white numbers and GN/YE
JB Color core and GN/YE
OZ Black core with white numbers
OB Color core
Shield: Tinned copper braid，Shielding density≥85%
Outer sheath: PUR
Sheath colour: Grey, RAL 7001 / Black, RAL 9005 / Orange, RAL 200

Technical data

Max speed：2m/s
Max acceleration：20m/s²
Rated voltage: < 1.5mm²：300/500V
≥ 1.5mm²：0.6/1kV
Test voltage: < 1.5mm²：2000V
≥ 1.5mm²：3500V
Insulation resistance: ≥20MΩ・km (20℃)
Bending radius: Flexible applicatin:7.5 x cable diameter
Fixed installation:4 x cable diameter
Temperature range: Flexible application: –5℃ to +70℃
Fixed installation: –40℃ to +80℃
Burning behavior: Self–extinguishing &flame–retardant acc. to IEC 60332–1

Remarks

** represent the core colour

JZ code：01 OZ code：02
JB code：03 OB code：04

Part No.	Cores No.+area (mm²)	Approx. Diameter (mm)	Approx. Weight (kg/km)	Rated voltage
962 00050 04 **	4 x 0.5	7.5	85.0	300/500V
962 00075 04 **	4 x 0.75	8.1	102.2	300/500V
962 00100 04 **	4 x 1.0	8.6	118.4	300/500V
962 00150 04 **	4 x 1.5	12	210.9	0.6/1KV
962 00250 04 **	4 x 2.5	13.1	270.1	0.6/1KV
962 00400 04 **	4 x 4	15.4	380.1	0.6/1KV
962 00600 04 **	4 x 6	16.8	485.9	0.6/1KV
962 01000 04 **	4 x 10	20	725.9	0.6/1KV
962 01600 04 **	4 x 16	23.1	1027.5	0.6/1KV
962 02500 04 **	4 x 25	30.8	1513.1	0.6/1KV
962 03500 04 **	4 x 35	33.7	1968.8	0.6/1KV
962 05000 04 **	4 x 50	40.8	2785.2	0.6/1KV
962 07000 04 **	4 x 70	44.8	3668.4	0.6/1KV
962 09500 04 **	4 x 95	51.9	4921.5	0.6/1KV
962 00505 06 **	4 x 0.5 + (2 x 0.5)	9.5	122.6	300/500V
962 00505 08 **	4 x 0.5 + 2 x (2 x 0.5)	11.5	160.8	300/500V
962 07505 06 **	4 x 0.75 + (2 x 0.5)	10.3	147.2	300/500V
962 07505 08 **	4 x 0.75 + 2 x (2 x 0.5)	11.9	172.9	300/500V
962 01075 06 **	4 x 1.0 + (2 x 0.75)	11.0	170.7	300/500V
962 01075 08 **	4 x 1.0 + 2 x (2 x 0.75)	12.7	208.5	300/500V
962 01575 06 **	4 x 1.5 + (2 x 0.75)	13.7	239.6	0.6/1KV
962 01510 06 **	4 x 1.5 + (2x 1.0)	13.9	247.1	0.6/1KV
962 01515 06 **	4 x 1.5 + (2 x 1.5)	14.9	273.7	0.6/1KV
962 01575 08 **	4 x 1.5 + 2 x (2 x 0.75)	15.3	277.4	0.6/1KV
962 01510 08 **	4 x 1.5 + 2 x (2 x 1.0)	15.7	292.3	0.6/1KV
962 01515 08 **	4 x 1.5 + 2 x (2 x 1.5)	17.0	337.5	0.6/1KV
962 02575 06 **	4 x 2.5 + (2 x 0.75)	15.1	302.2	0.6/1KV
962 02510 06 **	4 x 2.5 + (2 x 1.0)	15.4	310.8	0.6/1KV
962 02515 06 **	4 x 2.5 + (2 x 1.5)	16.2	335.1	0.6/1KV
962 02575 08 **	4 x 2.5 + 2 x(2 x 0.75)	16.6	338.8	0.6/1KV
962 02510 08 **	4 x 2.5 + 2 x (2 x 1.0)	17.0	353.7	0.6/1KV
962 02515 08 **	4 x 2.5 + 2 x (2 x 1.5)	18.8	404.3	0.6/1KV
962 04075 06 **	4 x 4 + (2 x 0.75)	17.5	415.3	0.6/1KV
962 04010 06 **	4 x 4 + (2 x 1.0)	17.8	423.6	0.6/1KV
962 04015 06 **	4 x 4 + (2 x 1.5)	18.9	451.4	0.6/1KV
962 04075 08 **	4 x 4 + 2 x (2 x 0.75)	18.9	450.5	0.6/1KV
962 04010 08 **	4 x 4 + 2 x (2 x 1.0)	19.0	461.9	0.6/1KV
962 04015 08 **	4 x 4 + 2 x (2 x 1.5)	20.7	511.7	0.6/1KV
962 06075 06 **	4 x 6 + (2 x 0.75)	19.1	525.4	0.6/1KV
962 06010 06 **	4 x 6 + (2 x 1.0)	19.3	532.9	0.6/1KV
962 06015 06 **	4 x 6 + (2 x 1.5)	20.1	557.2	0.6/1KV
962 06075 08 **	4 x 6 + 2 x (2 x 0.75)	20.4	559.1	0.6/1KV
962 06010 08 **	4 x 6 + 2 x (2 x 1.0)	20.9	575.1	0.6/1KV
962 06015 08 **	4 x 6 + 2 x (2 x 1.5)	22.3	621.4	0.6/1KV
962 10075 06 **	4 x 10 + (2 x 0.75)	21.5	717.7	0.6/1KV
962 10010 06 **	4 x 10 + (2 x 1.0)	21.7	725.1	0.6/1KV
962 10015 06 **	4 x 10 + (2 x 1.5)	22.5	749.5	0.6/1KV
962 10075 08 **	4 x 10 + 2 x (2 x 0.75)	22.7	750.8	0.6/1KV
962 10010 08 **	4 x 10 + 2 x (2 x 1.0)	23.0	764.6	0.6/1KV
962 10015 08 **	4 x 10 + 2 x (2 x 1.5)	24.3	809.7	0.6/1KV
962 16015 06 **	4 x 16 + (2 x 1.5)	25.5	1036.3	0.6/1KV
962 16015 08 **	4 x 16 + 2 x (2 x 1.5)	27.5	1108.5	0.6/1KV
962 25015 06 **	4 x 25 + (2 x 1.5)	29.9	1478.2	0.6/1KV
962 25015 08 **	4 x 25 + 2 x (2 x 1.5)	31.5	1548.9	0.6/1KV
962 35015 08 **	4 x 35 + 2 x (2 x 1.5)	32.7	1944.3	0.6/1KV
962 50015 08 **	4 x50 + 2 x (2 x 1.5)	38.6	2672.7	0.6/1KV

Note: For more customized products of other specifications or special specifications, please call for consultation.

PVC SENSOR CABLE SENSOR–CY 916



Application

Cardiffcable SENSOR–CY 916 is used for data and signal transmission for machine and equipment. It also can be used in EMC–sensitive environments. Synchronized twisted core pair lengths cause minimum coupling values. The copper shield protects against any electrical interference. The outer sheath, based on PVC, is largely resistant to acids and oil, it is free of silicone and lacquer damaging substances.

Construction

Conductor: Fine strands of bare copper, acc. To DIN VDE 0295 class 5 resp. IEC 60228 cl.5
Insulation: PVC
Insulation colour: Acc. to DIN 47100
OZ Black core with white numbers
OB Color core
Shield: Tinned copper braid，Shielding density≥85%
Outer sheath: Special PVC compound
Sheath colour: Grey, RAL 7001 / Black, RAL 9005 / Green, RAL 6018

Technical data

Rated voltage: 300V，30V
Test voltage: 1500V,1000V
Insulation resistance: ≥10MΩ・km (20℃)
Bending radius: Flexible applicatin:15x cable diameter
Fixed installation: 6 x cable diameter
Temperature range: Flexible application: –5℃ to +70℃
Fixed installation: –20℃ to +70℃
Temperature resistant material:
Flexible application: –10℃ to +90℃
Fixed installation: –40℃ to +105℃
Burning behavior: Self–extinguishing &flame–retardant acc. to IEC 60332–1

Remarks

** represent the core colour
OZ code：02
OB code：04

Part No.	Cores No.+area (mm²)	Approx. Diameter (mm)	Approx. Weight (kg/km)
916 0014 004 **	2 x 2 x 0.14	5.5	36.2
916 0014 006 **	3 x 2 x 0.14	6.0	45.3
916 0014 008 **	4 x 2 x 0.14	6.4	53.2
916 0014 010 **	5 x 2 x 0.14	6.9	61.4
916 0014 012 **	6 x 2 x 0.14	7.6	73.1
916 0014 014 **	7 x 2 x 0.14	8.2	81.7
916 0014 016 **	8 x 2 x 0.14	8.9	94.4
916 0014 018 **	9 x 2 x 0.14	9.4	103.3
916 0014 020 **	10 x 2 x 0.14	10.0	112.3
916 0014 022 **	11 x 2 x 0.14	9.8	115.9
916 0014 024 **	12 x 2 x 0.14	9.8	120.6
916 0020 004 **	2 x 2 x 0.2	6.0	43.7
916 0020 006 **	3 x 2 x 0.2	6.3	51.9
916 0020 008 **	4 x 2 x 0.2	6.8	61.5
916 0020 010 **	5 x 2 x 0.2	7.5	74.7
916 0020 012 **	6 x 2 x 0.2	8.1	85.0
916 0020 014 **	7 x 2 x 0.2	8.9	99.4
916 0020 016 **	8 x 2 x 0.2	9.5	110.1
916 0020 018 **	9 x 2 x 0.2	10.3	125.4
916 0020 020 **	10 x 2 x 0.2	10.9	136.5
916 0020 022 **	11 x 2 x 0.2	10.7	141.3
916 0020 024 **	12 x 2 x 0.2	10.7	147.4
916 0025 004 **	2 x 2 x 0.25	6.2	47.1
916 0025 006 **	3 x 2 x 0.25	6.5	56.4
916 0025 008 **	4 x 2 x 0.25	7.0	67.1
916 0025 010 **	5 x 2 x 0.25	7.8	81.7
916 0025 012 **	6 x 2 x 0.25	8.4	93.3
916 0025 014 **	7 x 2 x 0.25	9.2	108.9
916 0025 016 **	8 x 2 x 0.25	9.8	121.0
916 0025 018 **	9 x 2 x 0.25	10.6	137.6
916 0025 020 **	10 x 2 x 0.25	11.3	150.0
916 0025 022 **	11 x 2 x 0.25	11.1	155.7
916 0025 024 **	12 x 2 x 0.25	11.1	162.9
916 0030 004 **	2 x 2 x 0.3	6.4	51.0
916 0030 006 **	3 x 2 x 0.3	6.7	61.6
916 0030 008 **	4 x 2 x 0.3	7.5	77.0
916 0030 010 **	5 x 2 x 0.3	8.1	89.8
916 0030 012 **	6 x 2 x 0.3	8.9	106.8
916 0030 014 **	7 x 2 x 0.3	9.6	120.1
916 0030 016 **	8 x 2 x 0.3	10.4	138.2
916 0030 018 **	9 x 2 x 0.3	11.1	151.9
916 0030 020 **	10 x 2 x 0.3	11.9	171.0
916 0030 022 **	11 x 2 x 0.3	11.8	177.8
916 0030 024 **	12 x 2 x 0.3	11.8	186.1
916 0034 004 **	2 x 2 x 0.34	6.5	52.7
916 0034 006 **	3 x 2 x 0.34	6.9	63.8
916 0034 008 **	4 x 2 x 0.34	7.6	79.9
916 0034 010 **	5 x 2 x 0.34	8.2	93.3
916 0034 012 **	6 x 2 x 0.34	9.1	110.9
916 0034 014 **	7 x 2 x 0.34	9.7	124.9
916 0034 016 **	8 x 2 x 0.34	10.6	143.7
916 0034 018 **	9 x 2 x 0.34	11.3	158.0
916 0034 020 **	10 x 2 x 0.34	12.1	177.8
916 0034 022 **	11 x 2 x 0.34	12.0	185.1
916 0034 024 **	12 x 2 x 0.34	12.0	193.9
916 0050 004 **	2 x 2 x 0.5	7.9	74.5
916 0050 006 **	3 x 2 x 0.5	8.3	91.6
916 0050 008 **	4 x 2 x 0.5	9.2	114.8
916 0050 010 **	5 x 2 x 0.5	10.0	134.9
916 0050 012 **	6 x 2 x 0.5	11.1	160.1
916 0050 014 **	7 x 2 x 0.5	12.1	186.3
916 0050 016 **	8 x 2 x 0.5	12.9	207.6
916 0050 018 **	9 x 2 x 0.5	14.0	235.2
916 0050 020 **	10 x 2 x 0.5	15.1	263.6
916 0050 022 **	11 x 2 x 0.5	14.8	275.3
916 0050 024 **	12 x 2 x 0.5	14.8	289.2
916 0075 004 **	2 x 2 x 0.75	8.5	89.7
916 0075 006 **	3 x 2 x 0.75	9.2	116.3
916 0075 008 **	4 x 2 x 0.75	10.0	141.7
916 0075 010 **	5 x 2 x 0.75	11.1	172.6
916 0075 012 **	6 x 2 x 0.75	12.2	204.7

Part No.	Cores No.+area (mm²)	Approx. Diameter (mm)	Approx. Weight (kg/km)
916 0075 014 **	7 x 2 x 0.75	13.3	237.9
916 0075 016 **	8 x 2 x 0.75	14.3	265.7
916 0075 018 **	9 x 2 x 0.75	15.5	300.4
916 0075 020 **	10 x 2 x 0.75	16.6	336.1
916 0075 022 **	11 x 2 x 0.75	16.4	352.6
916 0075 024 **	12 x 2 x 0.75	16.4	371.7
916 0100 004 **	2 x 2 x 1.0	9.3	108.3
916 0100 006 **	3 x 2 x 1.0	9.8	136.6
916 0100 008 **	4 x 2 x 1.0	10.9	172.5
916 0150 004 **	2 x 2 x 1.5	12.0	166.2
916 0150 006 **	3 x 2 x 1.5	12.6	211.5
916 3805 012 **	(4x2x0.38+4x0.5)	8.9	78.0
916 1425 018 04	(3x2x0.14+4x0.14+4x0.25+2x0.5)	12.9	195.0
916 2145 012 04	(3x2x0.14+4x0.14+2x0.5)	8.6	66.0
916 0145 012 04	(4x2x0.14+4x0.5)	8.8	50.0

Note: For more customized products of other specifications or special specifications, please call for consultation.

PVC HIGH FLEXIBLE SENSOR CABLE
SENSOR–CY–FD 918



Application

Cardiffcable SENSOR–CY–FD 918 is used for data and signal transmission for machine and equipment. It also can be used in EMC–sensitive environments. Synchronized twisted core pair lengths cause minimum coupling values. The copper shield protects against any electrical interference. The increasing demand in industrial automation requires cables with narrow bending radius. Cardiff cable FD series meets this requirement. These high flexible control cables are suitable for shift and bending stresses in machines and machine tool constructions. The long service life is reached by the special construction and compounds. The outer sheath, based on PVC, is largely resistant to acids and oil, it is free of silicone and lacquer damaging substances.

Construction

Conductor: Fine strands of bare copper, acc. To DIN VDE 0295 class 5 resp. IEC 60228 cl.6
Insulation: PVC
Core stranding: Short pitch stranding.
Insulation colour: Twinning， Acc. to DIN 47100
OZ Black core with white numbers
OB Color core
Shield: Tinned copper braid，Shielding density≥85%
Outer sheath: Special PVC compound
Sheath colour: Grey, RAL 7001 / Black, RAL 9005 / Green, RAL 6018

Technical data

Max speed： 2m/s
Max acceleration： 20m/s²
Rated voltage: 300V，30V
Test voltage: 1500V,1000V
Insulation resistance: ≥10MΩ・km (20℃)
Bending radius: Flexible applicatin:7.5 x cable diameter
Fixed installation: 4 x cable diameter
Temperature range: Flexible application: –5℃ to +70℃
Fixed installation: –20℃ to +70℃
Temperature resistant material：
Flexible application: –10℃ to +90℃
Fixed installation: –40℃ to +105℃
Burning behavior: Self–extinguishing &flame–retardant acc. to IEC 60332–1

Remarks

** represent the core colour
OZ code： 02
OB code： 04

Part No.	Cores No.+area (mm²)	Approx. Diameter (mm)	Approx. Weight (kg/km)
918 0014 004 **	2 x 2 x 0.14	5.5	36.2
918 0014 006 **	3 x 2 x 0.14	6.0	45.3
918 0014 008 **	4 x 2 x 0.14	6.4	53.2
918 0014 010 **	5 x 2 x 0.14	6.9	61.4
918 0014 012 **	6 x 2 x 0.14	7.6	73.1
918 0014 014 **	7 x 2 x 0.14	8.2	81.7
918 0014 016 **	8 x 2 x 0.14	8.9	94.4
918 0014 018 **	9 x 2 x 0.14	9.4	103.3
918 0014 020 **	10 x 2 x 0.14	10.0	112.3
918 0014 022 **	11 x 2 x 0.14	9.8	115.9
918 0014 024 **	12 x 2 x 0.14	9.8	120.6
918 0020 004 **	2 x 2 x 0.2	6.0	43.7
918 0020 006 **	3 x 2 x 0.2	6.3	51.9
918 0020 008 **	4 x 2 x 0.2	6.8	61.5
918 0020 010 **	5 x 2 x 0.2	7.5	74.7
918 0020 012 **	6 x 2 x 0.2	8.1	85.0
918 0020 014 **	7 x 2 x 0.2	8.9	99.4
918 0020 016 **	8 x 2 x 0.2	9.5	110.1
918 0020 018 **	9 x 2 x 0.2	10.3	125.4
918 0020 020 **	10 x 2 x 0.2	10.9	136.5
918 0020 022 **	11 x 2 x 0.2	10.7	141.3
918 0020 024 **	12 x 2 x 0.2	10.7	147.4
918 0025 004 **	2 x 2 x 0.25	6.2	47.1
918 0025 006 **	3 x 2 x 0.25	6.5	56.4
918 0025 008 **	4 x 2 x 0.25	7.0	67.1
918 0025 010 **	5 x 2 x 0.25	7.8	81.7
918 0025 012 **	6 x 2 x 0.25	8.4	93.3
918 0025 014 **	7 x 2 x 0.25	9.2	108.9
918 0025 016 **	8 x 2 x 0.25	9.8	121.0
918 0025 018 **	9 x 2 x 0.25	10.6	137.6
918 0025 020 **	10 x 2 x 0.25	11.3	150.0
918 0025 022 **	11 x 2 x 0.25	11.1	155.7
918 0025 024 **	12 x 2 x 0.25	11.1	162.9
918 0030 004 **	2 x 2 x 0.3	6.4	51.0
918 0030 006 **	3 x 2 x 0.3	6.7	61.6
918 0030 008 **	4 x 2 x 0.3	7.5	77.0
918 0030 010 **	5 x 2 x 0.3	8.1	89.8
918 0030 012 **	6 x 2 x 0.3	8.9	106.8
918 0030 014 **	7 x 2 x 0.3	9.6	120.1
918 0030 016 **	8 x 2 x 0.3	10.4	138.2
918 0030 018 **	9 x 2 x 0.3	11.1	151.9
918 0030 020 **	10 x 2 x 0.3	11.9	171.0
918 0030 022 **	11 x 2 x 0.3	11.8	177.8
918 0030 024 **	12 x 2 x 0.3	11.8	186.1
918 0034 004 **	2 x 2 x 0.34	6.5	52.7
918 0034 006 **	3 x 2 x 0.34	6.9	63.8
918 0034 008 **	4 x 2 x 0.34	7.6	79.9
918 0034 010 **	5 x 2 x 0.34	8.2	93.3
918 0034 012 **	6 x 2 x 0.34	9.1	110.9
918 0034 014 **	7 x 2 x 0.34	9.7	124.9
918 0034 016 **	8 x 2 x 0.34	10.6	143.7
918 0034 018 **	9 x 2 x 0.34	11.3	158.0
918 0034 020 **	10 x 2 x 0.34	12.1	177.8
918 0034 022 **	11 x 2 x 0.34	12.0	185.1
918 0034 024 **	12 x 2 x 0.34	12.0	193.9
918 0050 004 **	2 x 2 x 0.5	7.9	74.5
918 0050 006 **	3 x 2 x 0.5	8.3	91.6
918 0050 008 **	4 x 2 x 0.5	9.2	114.8
918 0050 010 **	5 x 2 x 0.5	10.0	134.9
918 0050 012 **	6 x 2 x 0.5	11.1	160.1
918 0050 014 **	7 x 2 x 0.5	12.1	186.3
918 0050 016 **	8 x 2 x 0.5	12.9	207.6
918 0050 018 **	9 x 2 x 0.5	14.0	235.2
918 0050 020 **	10 x 2 x 0.5	15.1	263.6
918 0050 022 **	11 x 2 x 0.5	14.8	275.3
918 0050 024 **	12 x 2 x 0.5	14.8	289.2
918 0075 004 **	2 x 2 x 0.75	8.5	89.7
918 0075 006 **	3 x 2 x 0.75	9.2	116.3
918 0075 008 **	4 x 2 x 0.75	10.0	141.7
918 0075 010 **	5 x 2 x 0.75	11.1	172.6

Part No.	Cores No.+area (mm²)	Approx. Diameter (mm)	Approx. Weight (kg/km)
918 0075 012 **	6 x 2 x 0.75	12.2	204.7
918 0075 014 **	7 x 2 x 0.75	13.3	237.9
918 0075 016 **	8 x 2 x 0.75	14.3	265.7
918 0075 018 **	9 x 2 x 0.75	15.5	300.4
918 0075 020 **	10 x 2 x 0.75	16.6	336.1
918 0075 022 **	11 x 2 x 0.75	16.4	352.6
918 0075 024 **	12 x 2 x 0.75	16.4	371.7
918 0100 004 **	2 x 2 x 1.0	9.3	108.3
918 0100 006 **	3 x 2 x 1.0	9.8	136.6
918 0100 008 **	4 x 2 x 1.0	10.9	172.5
918 0150 004 **	2 x 2 x 1.5	12.0	166.2
918 0150 006 **	3 x 2 x 1.5	12.6	211.5
918 3805 012 **	(4x2x0.38+4x0.5)	8.9	78.0
918 1425 018 04	(3x2x0.14+4x0.14+4x0.25+2x0.5)	12.9	195.0
918 2145 012 04	(3x2x0.14+4x0.14+2x0.5)	8.6	66.0
918 0145 012 04	(4x2x0.14+4x0.5)	8.8	50.0

Note: For more customized products of other specifications or special specifications, please call for consultation.

PUR SENSOR CABLE SENSOR–CP 936



Application

Cardiffcable SENSOR–CP 936 is used for data and signal transmission for machine and equipment. It also can be used in EMC–sensitive environments. Synchronized twisted core pair lengths cause minimum coupling values. The copper shield protects against any electrical interference. The PUR outer sheath, fulfils the highest oil resistance and chemical resistance. It is an extremely robust control cable with high abrasion and tear resistant properties. The high flexibility of this cable makes it easy to install. Suitable for outdoor use.

Construction

Conductor: Fine strands of bare copper, acc. To DIN VDE 0295 class 5 resp. IEC 60228 cl.5
Insulation: PVC
Insulation colour: Acc. to DIN 47100
OZ Black core with white numbers
OB Color core
Shield: Tinned copper braid，Shielding density≥85%
Outer sheath: PUR
Sheath colour: Grey, RAL 7001 / Black, RAL 9005 / Green, RAL 6018

Technical data

Rated voltage: 300V，30V
Test voltage: 1500V,1000V
Insulation resistance: ≥10MΩ・km (20℃)
Bending radius: Flexible applicatin:15x cable diameter
Fixed installation: 6 x cable diameter
Temperature range: Flexible application: –5℃ to +70℃
Fixed installation: –40℃ to +80℃
Burning behavior: Self–extinguishing &flame–retardant acc. to IEC 60332–1

Remarks

** represent the core colour
OZ code：02
OB code：04

Part No.	Cores No.+area (mm²)	Approx. Diameter (mm)	Approx. Weight (kg/km)
936 0014 004 **	2 x 2 x 0.14	5.5	36.2
936 0014 006 **	3 x 2 x 0.14	6.0	45.3
936 0014 008 **	4 x 2 x 0.14	6.4	53.2
936 0014 010 **	5 x 2 x 0.14	6.9	61.4
936 0014 012 **	6 x 2 x 0.14	7.6	73.1
936 0014 014 **	7 x 2 x 0.14	8.2	81.7
936 0014 016 **	8 x 2 x 0.14	8.9	94.4
936 0014 018 **	9 x 2 x 0.14	9.4	103.3
936 0014 020 **	10 x 2 x 0.14	10.0	112.3
936 0014 022 **	11 x 2 x 0.14	9.8	115.9
936 0014 024 **	12 x 2 x 0.14	9.8	120.6
936 0020 004 **	2 x 2 x 0.2	6.0	43.7
936 0020 006 **	3 x 2 x 0.2	6.3	51.9
936 0020 008 **	4 x 2 x 0.2	6.8	61.5
936 0020 010 **	5 x 2 x 0.2	7.5	74.7
936 0020 012 **	6 x 2 x 0.2	8.1	85.0
936 0020 014 **	7 x 2 x 0.2	8.9	99.4
936 0020 016 **	8 x 2 x 0.2	9.5	110.1
936 0020 018 **	9 x 2 x 0.2	10.3	125.4
936 0020 020 **	10 x 2 x 0.2	10.9	136.5
936 0020 022 **	11 x 2 x 0.2	10.7	141.3
936 0020 024 **	12 x 2 x 0.2	10.7	147.4
936 0025 004 **	2 x 2 x 0.25	6.2	47.1
936 0025 006 **	3 x 2 x 0.25	6.5	56.4
936 0025 008 **	4 x 2 x 0.25	7.0	67.1
936 0025 010 **	5 x 2 x 0.25	7.8	81.7
936 0025 012 **	6 x 2 x 0.25	8.4	93.3
936 0025 014 **	7 x 2 x 0.25	9.2	108.9
936 0025 016 **	8 x 2 x 0.25	9.8	121.0
936 0025 018 **	9 x 2 x 0.25	10.6	137.6
936 0025 020 **	10 x 2 x 0.25	11.3	150.0
936 0025 022 **	11 x 2 x 0.25	11.1	155.7
936 0025 024 **	12 x 2 x 0.25	11.1	162.9
936 0030 004 **	2 x 2 x 0.3	6.4	51.0
936 0030 006 **	3 x 2 x 0.3	6.7	61.6
936 0030 008 **	4 x 2 x 0.3	7.5	77.0
936 0030 010 **	5 x 2 x 0.3	8.1	89.8
936 0030 012 **	6 x 2 x 0.3	8.9	106.8
936 0030 014 **	7 x 2 x 0.3	9.6	120.1
936 0030 016 **	8 x 2 x 0.3	10.4	138.2
936 0030 018 **	9 x 2 x 0.3	11.1	151.9
936 0030 020 **	10 x 2 x 0.3	11.9	171.0
936 0030 022 **	11 x 2 x 0.3	11.8	177.8
936 0030 024 **	12 x 2 x 0.3	11.8	186.1
936 0034 004 **	2 x 2 x 0.34	6.5	52.7
936 0034 006 **	3 x 2 x 0.34	6.9	63.8
936 0034 008 **	4 x 2 x 0.34	7.6	79.9
936 0034 010 **	5 x 2 x 0.34	8.2	93.3
936 0034 012 **	6 x 2 x 0.34	9.1	110.9
936 0034 014 **	7 x 2 x 0.34	9.7	124.9
936 0034 016 **	8 x 2 x 0.34	10.6	143.7
936 0034 018 **	9 x 2 x 0.34	11.3	158.0
936 0034 020 **	10 x 2 x 0.34	12.1	177.8
936 0034 022 **	11 x 2 x 0.34	12.0	185.1
936 0034 024 **	12 x 2 x 0.34	12.0	193.9
936 0050 004 **	2 x 2 x 0.5	7.9	74.5
936 0050 006 **	3 x 2 x 0.5	8.3	91.6
936 0050 008 **	4 x 2 x 0.5	9.2	114.8
936 0050 010 **	5 x 2 x 0.5	10.0	134.9
936 0050 012 **	6 x 2 x 0.5	11.1	160.1
936 0050 014 **	7 x 2 x 0.5	12.1	186.3
936 0050 016 **	8 x 2 x 0.5	12.9	207.6
936 0050 018 **	9 x 2 x 0.5	14.0	235.2
936 0050 020 **	10 x 2 x 0.5	15.1	263.6
936 0050 022 **	11 x 2 x 0.5	14.8	275.3
936 0050 024 **	12 x 2 x 0.5	14.8	289.2
936 0075 004 **	2 x 2 x 0.75	8.5	89.7
936 0075 006 **	3 x 2 x 0.75	9.2	116.3
936 0075 008 **	4 x 2 x 0.75	10.0	141.7
936 0075 010 **	5 x 2 x 0.75	11.1	172.6

Part No.	Cores No.+area (mm²)	Approx. Diameter (mm)	Approx. Weight (kg/km)
936 0075 012 **	6 x 2 x 0.75	12.2	204.7
936 0075 014 **	7 x 2 x 0.75	13.3	237.9
936 0075 016 **	8 x 2 x 0.75	14.3	265.7
936 0075 018 **	9 x 2 x 0.75	15.5	300.4
936 0075 020 **	10 x 2 x 0.75	16.6	336.1
936 0075 022 **	11 x 2 x 0.75	16.4	352.6
936 0075 024 **	12 x 2 x 0.75	16.4	371.7
936 0100 004 **	2 x 2 x 1.0	9.3	108.3
936 0100 006 **	3 x 2 x 1.0	9.8	136.6
936 0100 008 **	4 x 2 x 1.0	10.9	172.5
936 0150 004 **	2 x 2 x 1.5	12.0	166.2
936 0150 006 **	3 x 2 x 1.5	12.6	211.5
936 3805 012 **	(4x2x0.38+4x0.5)	8.9	78.0
936 1425 018 04	(3x2x0.14+4x0.14+4x0.25+2x0.5)	12.9	195.0
936 2145 012 04	(3x2x0.14+4x0.14+2x0.5)	8.6	66.0
936 0145 012 04	(4x2x0.14+4x0.5)	8.8	50.0

Note: For more customized products of other specifications or special specifications, please call for consultation.

PUR HIGH FLEXIBLE SENSOR CABLE
SENSOR-CP-FD 938



Application

Cardiffcable SENSOR-CP-FD 938 is used for data and signal transmission for machine and equipment. It also can be used in EMC-sensitive environments. Synchronized twisted core pair lengths cause minimum coupling values. The copper shield protects against any electrical interference. The increasing demand in industrial automation requires cables with narrow bending radius. Cardiff cable FD series meets this requirement. These high flexible control cables are suitable for shift and bending stresses in machines and machine tool constructions. The PUR outer sheath, fulfils the highest oil resistance and chemical resistance. It is an extremely robust control cable with high abrasion and tear resistant properties. Suitable for outdoor use.

Construction

Conductor: Fine strands of bare copper, acc. To DIN VDE 0295 class 5 resp. IEC 60228 cl.6
Insulation: PVC
Core stranding: Short pitch stranding.
Insulation colour: Twinning， Acc. to DIN 47100
OZ Black core with white numbers
OB Color core
Shield: Tinned copper braid，Shielding density≥85%
Outer sheath: PUR
Sheath colour: Grey, RAL 7001 / Black, RAL 9005 / Green, RAL 6018

Technical data

Max speed：2m/s
Max acceleration：20m/s²
Rated voltage: 300V，30V
Test voltage: 1500V,1000V
Insulation resistance: ≥10MΩ・km (20℃)
Bending radius: Flexible applicatin:7.5 x cable diameter
Fixed installation: 4 x cable diameter
Temperature range: Flexible application: -5℃ to +70℃
Fixed installation: -40℃ to +80℃
Burning behavior: Self-extinguishing &flame-retardant acc. to IEC 60332-1

Remarks

** represent the core colour
OZ code：02
OB code：04

Part No.	Cores No.+area (mm²)	Approx. Diameter (mm)	Approx. Weight (kg/km)
938 0014 004 **	2 x 2 x 0.14	5.5	36.2
938 0014 006 **	3 x 2 x 0.14	6.0	45.3
938 0014 008 **	4 x 2 x 0.14	6.4	53.2
938 0014 010 **	5 x 2 x 0.14	6.9	61.4
938 0014 012 **	6 x 2 x 0.14	7.6	73.1
938 0014 014 **	7 x 2 x 0.14	8.2	81.7
938 0014 016 **	8 x 2 x 0.14	8.9	94.4
938 0014 018 **	9 x 2 x 0.14	9.4	103.3
938 0014 020 **	10 x 2 x 0.14	10.0	112.3
938 0014 022 **	11 x 2 x 0.14	9.8	115.9
938 0014 024 **	12 x 2 x 0.14	9.8	120.6
938 0020 004 **	2 x 2 x 0.2	6.0	43.7
938 0020 006 **	3 x 2 x 0.2	6.3	51.9
938 0020 008 **	4 x 2 x 0.2	6.8	61.5
938 0020 010 **	5 x 2 x 0.2	7.5	74.7
938 0020 012 **	6 x 2 x 0.2	8.1	85.0
938 0020 014 **	7 x 2 x 0.2	8.9	99.4
938 0020 016 **	8 x 2 x 0.2	9.5	110.1
938 0020 018 **	9 x 2 x 0.2	10.3	125.4
938 0020 020 **	10 x 2 x 0.2	10.9	136.5
938 0020 022 **	11 x 2 x 0.2	10.7	141.3
938 0020 024 **	12 x 2 x 0.2	10.7	147.4
938 0025 004 **	2 x 2 x 0.25	6.2	47.1
938 0025 006 **	3 x 2 x 0.25	6.5	56.4
938 0025 008 **	4 x 2 x 0.25	7.0	67.1
938 0025 010 **	5 x 2 x 0.25	7.8	81.7
938 0025 012 **	6 x 2 x 0.25	8.4	93.3
938 0025 014 **	7 x 2 x 0.25	9.2	108.9
938 0025 016 **	8 x 2 x 0.25	9.8	121.0
938 0025 018 **	9 x 2 x 0.25	10.6	137.6
938 0025 020 **	10 x 2 x 0.25	11.3	150.0
938 0025 022 **	11 x 2 x 0.25	11.1	155.7
938 0025 024 **	12 x 2 x 0.25	11.1	162.9
938 0030 004 **	2 x 2 x 0.3	6.4	51.0
938 0030 006 **	3 x 2 x 0.3	6.7	61.6
938 0030 008 **	4 x 2 x 0.3	7.5	77.0
938 0030 010 **	5 x 2 x 0.3	8.1	89.8
938 0030 012 **	6 x 2 x 0.3	8.9	106.8
938 0030 014 **	7 x 2 x 0.3	9.6	120.1
938 0030 016 **	8 x 2 x 0.3	10.4	138.2
938 0030 018 **	9 x 2 x 0.3	11.1	151.9
938 0030 020 **	10 x 2 x 0.3	11.9	171.0
938 0030 022 **	11 x 2 x 0.3	11.8	177.8
938 0030 024 **	12 x 2 x 0.3	11.8	186.1
938 0034 004 **	2 x 2 x 0.34	6.5	52.7
938 0034 006 **	3 x 2 x 0.34	6.9	63.8
938 0034 008 **	4 x 2 x 0.34	7.6	79.9
938 0034 010 **	5 x 2 x 0.34	8.2	93.3
938 0034 012 **	6 x 2 x 0.34	9.1	110.9
938 0034 014 **	7 x 2 x 0.34	9.7	124.9
938 0034 016 **	8 x 2 x 0.34	10.6	143.7
938 0034 018 **	9 x 2 x 0.34	11.3	158.0
938 0034 020 **	10 x 2 x 0.34	12.1	177.8
938 0034 022 **	11 x 2 x 0.34	12.0	185.1
938 0034 024 **	12 x 2 x 0.34	12.0	193.9
938 0050 004 **	2 x 2 x 0.5	7.9	74.5
938 0050 006 **	3 x 2 x 0.5	8.3	91.6
938 0050 008 **	4 x 2 x 0.5	9.2	114.8
938 0050 010 **	5 x 2 x 0.5	10.0	134.9
938 0050 012 **	6 x 2 x 0.5	11.1	160.1
938 0050 014 **	7 x 2 x 0.5	12.1	186.3
938 0050 016 **	8 x 2 x 0.5	12.9	207.6
938 0050 018 **	9 x 2 x 0.5	14.0	235.2
938 0050 020 **	10 x 2 x 0.5	15.1	263.6
938 0050 022 **	11 x 2 x 0.5	14.8	275.3
938 0050 024 **	12 x 2 x 0.5	14.8	289.2
938 0075 004 **	2 x 2 x 0.75	8.5	89.7
938 0075 006 **	3 x 2 x 0.75	9.2	116.3
938 0075 008 **	4 x 2 x 0.75	10.0	141.7
938 0075 010 **	5 x 2 x 0.75	11.1	172.6
938 0075 012 **	6 x 2 x 0.75	12.2	204.7
938 0075 014 **	7 x 2 x 0.75	13.3	237.9
938 0075 016 **	8 x 2 x 0.75	14.3	265.7
938 0075 018 **	9 x 2 x 0.75	15.5	300.4
938 0075 020 **	10 x 2 x 0.75	16.6	336.1
938 0075 022 **	11 x 2 x 0.75	16.4	352.6
938 0075 024 **	12 x 2 x 0.75	16.4	371.7
938 0100 004 **	2 x 2 x 1.0	9.3	108.3
938 0100 006 **	3 x 2 x 1.0	9.8	136.6
938 0100 008 **	4 x 2 x 1.0	10.9	172.5
938 0150 004 **	2 x 2 x 1.5	12.0	166.2
938 0150 006 **	3 x 2 x 1.5	12.6	211.5
938 3805 012 **	(4x2x0.38+4x0.5)	8.9	78.0
938 1425 018 04	(3x2x0.14+4x0.14+4x0.25+2x0.5)	12.9	195.0
938 2145 012 04	(3x2x0.14+4x0.14+2x0.5)	8.6	66.0
938 0145 012 04	(4x2x0.14+4x0.5)	8.8	50.0

Note: For more customized products of other specifications or special specifications, please call for consultation.

PVC 70　C SINGLE WIRE　H05V–K / H07V–K 301



Application

Cardiffcable H05V–K/H07V–K 301 can be widely used in internal wiring of electrical appliances. The high flexibility of this cable makes it easy to install.
Recommended: Cardiffcable CY series, when there is thermostability.

Construction

Conductor: Fine strands of bare copper, acc. To DIN VDE 0295 class 5 resp. IEC 60228 cl.5
Insulation: Special PVC compound
Insulation colour: According to the RAL or Cardiffcable’ s standard.

Technical data

Rated voltage: < 1.5mm²: 300/500V (H05V–K)
≥ 1.5mm²: 450/750V (H07V–K)
Test voltage: < 1.5mm²: 2000V (H05V–K)
≥ 1.5mm²: 2500V (H07V–K)
Bending radius: < 16mm²: 4 x cable diameter
≥ 16mm²: 8 x cable diameter
Insulation resistance: ≥20MΩ・km (20℃)
Temperature range: Flexible application: –5℃ to +70℃
Fixed installation: –20℃ to +70℃
Burning behavior: Self–extinguishing &flame–retardant acc. to IEC 60332–1

Remarks

** represent the core colour

000 Green/Yellow	001 Black	002 Blue	003 Brown	004 Red
005 White	006 Grey	007 Purple	008 Pink	009 Orange
010 Transparent	011 Yellow	012 Green	013 Dark Blue	

Part No.	Cores No.+area (mm²)	Approx. Diameter (mm)	Approx. Weight (kg/km)
301 0005 ***	0.5	2.1	8.8
301 0007 ***	0.75	2.3	11.7
301 0010 ***	1.0	2.5	14.5
301 0015 ***	1.5	3.1	21.2
301 0025 ***	2.5	3.6	33.0
301 0040 ***	4.0	4.5	50.0
301 0060 ***	6.0	5.2	71.0
301 0100 ***	10	6.7	124.0
301 0160 ***	16	8.0	180.0
301 0250 ***	25	9.6	277.0
301 0350 ***	35	11.1	378.0
301 0500 ***	50	14.5	545.0
301 0700 ***	70	15.1	729.0
301 0950 ***	95	19.4	1005.0
301 1200 ***	120	21.2	1250.0
301 1500 ***	150	25.6	1686.0
301 1850 ***	185	26.5	1926.0
301 2400 ***	240	30.5	2493.0

Note: For more customized products of other specifications or special specifications, please call for consultation.

PVC 105 C SINGLE WIRE Y–105 303



Application

Cardiffcable Y–105 303 can be used in internal wiring of electrical appliances. The high flexibility of this cable makes it easy to install.

Construction

Conductor: Fine strands of bare copper, acc. To DIN VDE 0295 class 5 resp. IEC 60228 cl.5
Insulation: Special PVC compound
Insulation colour: According to the RAL or Cardiffcable’ s standard.

Technical data

Rated voltage: < 1.5mm²: 300/500V (H05V–K)
⩾ 1.5mm²: 450/750V (H07V–K)
Test voltage: < 1.5mm²: 2000V (H05V–K)
⩾ 1.5mm²: 2500V (H07V–K)
Bending radius: < 16mm²: 4 x cable diameter
⩾ 16mm²: 8 x cable diameter
Insulation resistance: ⩾20MΩ・km (20℃)
Temperature range: Flexible application: –5℃ to +90℃
Fixed installation: –20℃ to +105℃
Temperature resistant material:
Flexible application: –10℃ to +90℃
Fixed installation: –40℃ to +105℃
Burning behavior: Self–extinguishing &flame–retardant acc. to IEC 60332–1

Remarks

** represent the core colour

000 Green/Yellow	001 Black	002 Blue	003 Brown	004 Red
005 White	006 Grey	007 Purple	008 Pink	009 Orange
010 Transparent	011 Yellow	012 Green	013 Dark Blue	

Part No.	Cores No.+area (mm²)	Approx. Diameter (mm)	Approx. Weight (kg/km)
303 0005 ***	0.5	2.1	8.0
303 0007 ***	0.75	2.3	12.0
303 0010 ***	1.0	2.5	14.0
303 0015 ***	1.5	3.1	20.0
303 0025 ***	2.5	3.6	32.0
303 0040 ***	4.0	4.5	46.0
303 0060 ***	6.0	5.2	65.0
303 0100 ***	10	6.7	113.0
303 0160 ***	16	8.0	170.0
303 0250 ***	25	9.6	260.0
303 0350 ***	35	11.1	360.0
303 0500 ***	50	14.5	515.0
303 0700 ***	70	15.1	710.0
303 0950 ***	95	19.4	940.0
303 1200 ***	120	21.2	1180.0
303 1500 ***	150	25.6	1481.0
303 1850 ***	185	26.5	2040.0
303 2400 ***	240	30.5	2620.0

Note: For more customized products of other specifications or special specifications, please call for consultation.

HALOGEN–FREE SINGLE WIRE LSHF–S 305



Application

Cardiffcable LSHF–S 305 can be used in internal wiring of electrical appliances. It can be used in airport, railway station, machine tools, plant as well as in heating, air refrigeration systems. Particularly where human and animal life are exposed to high risk of fire hazards. The high flexibility of this cable makes it easy to install.

Construction

Conductor: Fine strands of bare copper, acc. To DIN VDE 0295 class 5 resp. IEC 60228 cl.5
Insulation: Special halogen–free compound
Insulation colour: According to the RAL or Cardiffcable’s standard.

Technical data

Rated voltage: < 1.5mm²: 300/500V
⩾ 1.5mm²: 450/750V
Test voltage: < 1.5mm²: 2000V
⩾ 1.5mm²: 2500V
Bending radius: < 16mm²: 6 x cable diameter
⩾ 16mm²: 10 x cable diameter
Insulation resistance: ⩾20MΩ・km (20℃)
Temperature range: Flexible application: –5℃ to +70℃
Fixed installation: –30℃ to +90℃ (Max:+125℃，Irradiation:150℃)
Burning behavior: Self–extinguishing &flame–retardant acc. to IEC 60332–1
Halogen–free characteristics of smoke: Acc. to IEC 670754–1; EN 50267–2–1

Remarks

** represent the core colour

000 Green/Yellow	001 Black	002 Blue	003 Brown	004 Red
005 White	006 Grey	007 Purple	008 Pink	009 Orange
010 Transparent	011 Yellow	012 Green	013 Dark Blue	

Part No.	Cores No.+area (mm²)	Approx. Diameter (mm)	Approx. Weight (kg/km)
305 0005 ***	0.5	2.1	8.0
305 0007 ***	0.75	2.3	12.0
305 0010 ***	1.0	2.5	14.0
305 0015 ***	1.5	3.1	20.0
305 0025 ***	2.5	3.6	32.0
305 0040 ***	4.0	4.5	46.0
305 0060 ***	6.0	5.2	65.0
305 0100 ***	10	6.7	113.0
305 0160 ***	16	8.0	170.0
305 0250 ***	25	9.6	260.0
305 0350 ***	35	11.1	360.0
305 0500 ***	50	14.5	515.0
305 0700 ***	70	15.1	710.0
305 0950 ***	95	19.4	940.0
305 1200 ***	120	21.2	1180.0
305 1500 ***	150	25.6	1481.0
305 1850 ***	185	26.5	2040.0
305 2400 ***	240	30.5	2620.0

Note: For more customized products of other specifications or special specifications, please call for consultation.

RUBBER CABLE H05RN–F / H07RN–F 801



Application

Cardiffcable H05RN–F 801 is suitable for light mechanical tasks in dry and damp rooms as well as outdoors.H07RN–F 801 is suitable for heavy wording appliances and manual devices. They are used for equipment in industry works such as boilers, heating plates, hand lamps.

Construction

Conductor: Fine strands of bare copper, acc. To DIN VDE 0295 class 5 resp. IEC 60228 cl.5
Insulation: Rubber compound
Insulation colour:
JZ Black core with white numbers and GN/YE
JB Color core and GN/YE
OZ Black core with white numbers (≥ 7 core)
OB Color core (≥ 7 core)
Outer sheath: Rubber compound
Sheath colour: Black, RAL 9005

Rated voltage: < 1.5mm²: 300/500V (H05RN–F)
≥ 1.5mm²: 450/750V (H07RN–F)
Test voltage: < 1.5mm²: 2000V (H05RN–F)
≥ 1.5mm²: 2500V (H07RN–F)
Insulation resistance: ≥20MΩ・km (20℃)
Bending radius: Flexible applicatin:8 x cable diameter
Fixed installation:5 x cable diameter
Temperature range: Flexible application: –15° C to +60° C
Fixed installation: –25° C to +60° C
Burning behavior: Self–extinguishing &flame–retardant acc. to IEC 60332–1

Remarks

** represent the core colour
JZ code：01 OZ code：02
JB code：03 OB code：04

Part No.	Cores No.+area (mm²)	Approx. Diameter (mm)	Approx. Weight (kg/km)
801 0015 001 **	1x1.5	5.6~7.1	60.0
801 0025 001 **	1x2.5	6.3~7.9	76.0
801 0040 001 **	1x4	7.2~9.0	110.0
801 0060 001 **	1x6	7.9~9.8	140.0
801 0100 001 **	1x10	9.5~11.9	230.0
801 0160 001 **	1x16	10.8~13.4	300.0
801 0250 001 **	1x25	12.7~15.8	430.0
801 0350 001 **	1x35	14.3~17.9	550.0
801 0500 001 **	1x50	16.5~20.6	780.0
801 0700 001 **	1x70	18.6~23.3	990.0
801 0950 001 **	1x95	20.8~26.0	1320.0
801 1200 001 **	1x120	22.8~28.6	1650.0
801 1500 001 **	1x150	25.2~31.4	2050.0
801 1850 001 **	1x185	27.6~34.4	2510.0
801 3000 001 **	1x300	33.5~41.9	3980.0
801 4000 001 **	1x400	37.4~46.8	5100.0
801 0075 002 **	2x0.75	5.7~7.4	79.0
801 0010 002 **	2x1	6.1~8.0	96.0
801 0015 002 **	2x1.5	8.5~11.0	137.0
801 0025 002 **	2x2.5	10.2~13.1	198.0
801 0040 002 **	2x4	11.8~15.1	270.0
801 0060 002 **	2x6	13.1~16.8	350.0
801 0100 002 **	2x10	17.7~22.6	600.0
801 0160 002 **	2x16	20.2~25.7	830.0
801 0100 002 **	2X25	24.3~30.7	1180.0
801 0075 003 **	3G0.75	6.2~8.1	95.0
801 0010 003 **	3G1	6.5~8.5	119.0
801 0015 003 **	3G1.5	9.2~11.9	170.0
801 0025 003 **	3G2.5	10.9~14.0	240.0
801 0040 003 **	3G4	12.7~16.2	350.0
801 0060 003 **	3G6	14.1~18	430.0
801 0100 003 **	3G10	19.1~24.2	820.0
801 0160 003 **	3G16	21.8~27.6	1100.0
801 0250 003 **	3G25	26.1~33.0	1380.0
801 0350 003 **	3G35	29.3~37.1	2100.0
801 0500 003 **	3G50	31.4~42.9	2750.0
801 0700 003 **	3G70	38.4~48.3	3580.0
801 0950 003 **	3G95	43.3~54.0	4600.0
801 1200 003 **	3G120	47.4~60.0	5350.0
801 1500 003 **	3G150	52.0~66.0	6680.0
801 1850 003 **	3G185	57.0~72.0	8050.0
801 2400 003 **	3G240	65.0~82.0	10430.0
801 3000 003 **	3G300	72.0~90.0	12900.0
801 0075 004 **	4G0.75	6.8~8.8	95.0
801 0010 004 **	4G1	9.2~11.9	155.0
801 0015 004 **	4G1.5	10.2~13.1	210.0
801 0025 004 **	4G2.5	12.1~15.5	305.0

Part No.	Cores No.+area (mm²)	Approx. Diameter (mm)	Approx. Weight (kg/km)
801 0040 004 **	4G4	14.0~17.9	415.0
801 0060 004 **	4G6	15.7~20.0	569.0
801 0100 004 **	4G10	20.9~26.5	980.0
801 0160 004 **	4G16	23.8~30.1	1300.0
801 0250 004 **	4G25	28.9~36.6	1980.0
801 0350 004 **	4G35	32.5~41.1	2500.0
801 0500 004 **	4G50	37.7~47.5	3360.0
801 0700 004 **	4G70	42.7~54.0	4430.0
801 0950 004 **	4G95	48.4~61.0	5880.0
801 1200 004 **	4G120	53.0~66.0	7100.0
801 1500 004 **	4G150	53.0~73.0	8750.0
801 1850 004 **	4G185	64.0~80.0	11900.0
801 2400 004 **	4G240	72.0~91.0	12500.0
801 3000 004 **	4G300	80.0~101.0	15650.0
801 0015 005 **	5G1.5	10.2~13.1	210.0
801 0025 005 **	5G2.5	12.1~15.5	305.0
801 0040 005 **	4G4	14.0~17.9	415.0
801 0060 005 **	5G6	15.7~20.0	569.0
801 0100 005 **	5G10	20.9~26.5	980.0
801 0160 005 **	5G16	23.8~30.1	1300.0
801 0250 005 **	5G25	28.9~36.6	1980.0
801 0350 005 **	5G35	28.9~36.6	1980.0
801 0500 005 **	5G50	28.9~36.6	1980.0
801 0700 005 **	5G70	28.9~36.6	1980.0
801 0015 007 **	7G1.5	14.5~17.5	390.0
801 0025 007 **	7G2.5	16.5~20.0	530.0
801 0015 012 **	12G1.5	17.6~22.4	480.0
801 0025 012 **	12G2.5	20.6~26.2	790.0
801 0025 018 **	18G2.5	24.4~30.9	910.0
801 0015 019 **	19G1.5	20.7~26.3	890.0
801 0025 019 **	19G2.5	25.5~31.0	1150.0
801 0015 024 **	24G1.5	24.3~30.7	1105.0
801 0025 024 **	24G2.5	28.8~36.4	1490.0

Note: For more customized products of other specifications or special specifications, please call for consultation.

PVC FLAT CABLE FLAT–YY–FD 803



Application

Cardiffcable Flat–YY–FD 803 is Suitable as a control and link–up cable for crane and conveyor systems. It can be used in dry, humid and wet rooms. The outer sheath, based on PVC, is largely resistant to acids and oil, it is free of silicone and lacquer damaging substances.

Construction

Conductor: Fine strands of bare copper, acc. To DIN VDE 0295 class 5 resp. IEC 60228 cl.5/ cl.6
Insulation: Rubber compound
Insulation colour:

JZ Black core with white numbers and GN/YE
JB Color core and GN/YE
OZ Black core with white numbers
OB Color core

Outer sheath: Rubber compound
Sheath colour: Grey, RAL 7001 / Black, RAL 9005

Rated voltage: 300/500V, 0.6/1kV
Test voltage: 1500V , 3500V
Insulation resistance: ≥20MΩ・km (20℃)
Bending radius: Flexible applicatin:10 x cable diameter
Temperature range: Flexible application: –5° C to +70° C
Fixed installation: –30° C to +70° C
Burning behavior: Self–extinguishing &flame–retardant acc. to IEC 60332–1

Remarks

** represent the core colour

JZ code：01 OZ code：02

JB code：03 OB code：04

Part No.	Cores No.+area (mm²)	Approx. Diameter (mm)	Approx. Weight (kg/km)
803 0007 004 **	4 x 0.75	4.2 x 12.6	90.0
803 0007 008 **	8 x 0.75	4.2 x 23.2	175.0
803 0007 012 **	12 x 0.75	4.2 x 33.8	260.0
803 0007 018 **	18 x 0.75	4.2 x 50.2	380.0
803 0007 024 **	24 x 0.75	4.2 x 65.6	490.0
803 0010 004 **	4 x 1.0	4.4 x 13.4	105.0
803 0010 005 **	5 x 1.0	4.4 x 15.5	120.0
803 0010 008 **	8 x 1.0	4.4 x 24.8	205.0
803 0010 012 **	12 x 1.0	4.4 x 36.2	300.0
803 0010 018 **	18 x 1.0	4.4 x 53.8	460.0
803 0010 024 **	24 x 1.0	4.4 x 70.4	595.0
803 0015 004 **	4 x 1.5	5.1 x 14.8	168.0
803 0015 005 **	5 x 1.5	5.1 x 18.1	187.0
803 0015 007 **	7 x 1.5	5.1 x 24.0	219.0
803 0015 008 **	8 x 1.5	5.1 x 27.2	268.0
803 0015 010 **	10 x 1.5	5.1 x 34	322.0
803 0015 012 **	12 x 1.5	5.1 x 39.3	394.0
803 0015 018 **	18 x 1.5	5.1 x 61.4	666.0
803 0015 024 **	24 x 1.5	4.2 x 82	789.0
803 0025 004 **	4 x 2.5	5.8 x 18	204.0
803 0025 005 **	5 x 2.5	5.8 x 12.7	260.0
803 0025 007 **	7 x 2.5	5.8 x 21.5	345.0
803 0025 008 **	8 x 2.5	5.8 x 30.7	389.0
803 0025 010 **	10 x 2.5	5.8 x 32.5	490.0
803 0025 012 **	12 x 2.5	5.8 x 41.4	590.0
803 0025 024 **	24 x 2.5	5.8 x 48.3	1170.0
803 0040 004 **	4 x 4	7 x 21	322.0
803 0040 005 **	5 x 4	7 x 26.8	400.0
803 0040 007 **	7 x 4	7 x 36	540.0
803 0060 004 **	4 x 6	8 x 23.2	433.0
803 0060 005 **	5 x 6	8 x 31.4	560.0
803 0060 007 **	7 x 6	8 x 42.8	765.0
803 0100 004 **	4 x 10	9.6 x 29.2	722.0
803 0100 005 **	5 x 10	9.6 x 38.5	1120.0
803 0160 004 **	4 x 16	11 x 35	965.0
803 0160 005 **	5 x 16	12 x 45	1290.0
803 0350 004 **	4 x 35	16.9 x 48.2	2000.0
803 0500 005 **	4 x 50	17.9x 58	2890.0
803 0700 004 **	4 x 70	20 x 63.6	3850.0

Note: For more customized products of other specifications or special specifications, please call for consultation.

POWER CABLE NYY–O/J 810



Application

Cardiffcable Power cable NYY–O/J 810 is used for energy supply.It can be installed in open air, indoors, in water, in cable ducts, power stations.

Construction

Conductor: Fine strands of bare copper, acc. To DIN VDE 0295 class 5 resp. IEC 60228 cl.1/cl.2
Insulation: PVC
Insulation colour:
–O Black core with white numbers and GN/YE
–J Black core with white numbers
Inner sheath: PVC
Outer sheath: Special PVC compound
Sheath colour: Black, RAL 9005

Technical data

Rated voltage: 0.6/1kV
Test voltage: 3500V
Insulation resistance: ≥20MΩ・km (20℃)
Bending radius: Fixed installation:15 x cable diameter
Temperature range: Fixed installation: –20℃ to +70℃
Temperature resistant material： Fixed installation: –40℃ to +105℃
Burning behavior: Self–extinguishing &flame–retardant acc. to IEC 60332–1

Remarks

*** represent the core colour
–O code:01
–J code:02

Part No.	Cores No.+area (mm²)	Approx. Diameter (mm)	Approx. Weight (kg/km)
810 0040 001 **	1 x 4 re	9.0	115.0
810 0060 001 **	1 x 6 re	9.5	143.0
810 0100 001 **	1 x 10 re	10.2	195.0
810 0160 001 **	1 x 16 rm	11.1	243.0
810 0250 001 **	1 x 25 rm	13.2	368.0
810 0350 001 **	1 x 35 rm	14.3	478.0
810 0500 001 **	1 x 50 rm	15.5	645.0
810 0700 001 **	1 x 70 rm	17.4	853.0
810 0950 001 **	1 x 95 rm	19.2	1125.0
810 0120 001 **	1 x 120 rm	21.3	1372.0
810 0150 001 **	1 x 150 rm	23.4	1703.0
810 1850 001 **	1 x 185 rm	25.6	2108.0
810 2400 001 **	1 x 240 rm	28.7	2701.0
810 3000 001 **	1 x 300 rm	30.5	3203.0
810 4000 001 **	1 x 400 rm	34.5	4160.0
810 5000 001 **	1 x 500 rm	39.6	5408.0
810 0015 002 **	2 x 1.5 re	11.1	172.0
810 0025 002 **	2 x 2,5 re	12.8	221.0
810 0040 002 **	2 x 4 re	14.9	294.0
810 0060 002 **	2 x 6 re	15.1	361.0
810 0100 002 **	2 x 10 re	17.3	482.0
810 0160 002 **	2 x 16 rm	19.6	664.0
810 0015 003 **	3 x 1.5 re	12.2	205.0
810 0025 003 **	3 x 2.5 re	13.2	265.0
810 0040 003 **	3 x 4 re	15.3	336.0
810 0060 003 **	3 x 6 re	16.3	436.0
810 0100 003 **	3 x 10 re	18.3	603.0
810 0160 003 **	3 x 16 rm	20.4	820.0
810 0250 031 **	3 x 25 rm+16 rm	26.3	1530.0
810 0350 031 **	3 x 35 sm+16 rm	28.3	1810.0
810 0500 031 **	3 x 50 sm+25 sm	31.4	2520.0
810 0700 031 **	3 x 70 sm+35 sm	35.5	3320.0
810 0950 031 **	3 x 95 sm+50 sm	40.5	4410.0
810 1200 031 **	3 x 120 sm+70 sm	43.8	5430.0
810 1500 031 **	3 x 150 sm+70 sm	48.7	6725.0
810 1850 031 **	3 x 185 sm+95 sm	53.0	8050.0
810 2400 031 **	3 x 240 sm+120 sm	60.9	10450.0
810 3000 031 **	3 x 300 sm+150 sm	66.5	13080.0
810 0015 004 **	4 x 1.5 re	12.0	235.0
810 0025 004 **	4 x 2,5 re	13.5	308.0
810 0040 004 **	4 x 4 re	15.0	409.0
810 0060 004 **	4 x 6 re	17.5	515.0
810 0100 004 **	4 x 10 re	20.0	730.0
810 0160 004 **	4 x 16 rm	22.8	1050.0
810 0250 004 **	4 x 25 rm	26.9	1653.0
810 0350 004 **	4 x 35 sm	28.6	2001.0
810 0500 004 **	4 x 50 sm	30.5	2703.0
810 0700 004 **	4 x 70 sm	35.6	3607.0
810 0950 004 **	4 x 95 sm	40.6	4809.0
810 1200 004 **	4 x 120 sm	44.2	5910.0
810 1500 004 **	4 x 150 sm	49.0	7320.0
810 1850 004 **	4 x 185 sm	54.3	9020.0
810 2400 004 **	4 x 240 sm	61.9	11430.0
810 0015 005 **	5 x 1.5 re	12.9	235.0
810 0025 005 **	5 x 2,5 re	14.1	315.0
810 0040 005 **	5 x 4 re	17.3	485.0
810 0060 005 **	5 x 6 re	19.5	655.0
810 0100 005 **	5 x 10 re	22.8	953.0
810 0160 005 **	5 x 16 rm	26.5	1380.0
810 0250 005 **	5 x 25 rm	32.5	2108.0
810 0350 005 **	5 x 35 sm	36.7	2800.0
810 0500 005 **	5 x 50 sm	43.4	3960.0
810 0700 005 **	5 x 70 sm	49.5	5330.0

Note: For more customized products of other specifications or special specifications, please call for consultation.

POWER CABLE NYCWY–O/J 816



Application

Cardiffcable Power cable NYCWY–O/J 816 is used for energy supply. It can be installed in open air, indoors, in water, in cable ducts, power stations. This cable is ideal to be used where increased mechanical protection is required resp. protection against touch voltage. The concentric copper conductor serves as a shield and can be used as a protective conductor.

Construction

Conductor: Fine strands of bare copper, acc. To DIN VDE 0295 class 5 resp. IEC 60228 cl.1/cl.2
Insulation: PVC
Insulation colour:
–O Black core with white numbers and GN/YE
–J Black core with white numbers
Inner sheath: PVC
Shield: Bare concentric copper wire shield with copper tape
Outer sheath: Special PVC compound
Sheath colour: Black, RAL 9005

Technical data

Rated voltage: 0.6/1kV
Test voltage: 3500V
Insulation resistance: ≥20MΩ・km (20℃)
Bending radius: Fixed installation:15 x cable diameter
Temperature range: Fixed installation: –20℃ to +70℃
Temperature resistant material: Fixed installation: –40℃ to +105℃
Burning behavior: Self–extinguishing &flame–retardant acc. to IEC 60332–1

Remarks

*** represent the core colour
–O code:01
–J code:02

Part No.	Cores No.+area (mm²)	Approx. Diameter (mm)	Approx. Weight (kg/km)
816 0100 002	2 x 10 re/10	19.0	650.0
816 0160 002	2 x 16 rm/16	21.0	850.0
816 0250 002	2 x 25 rm/25	24.0	1210.0
816 0100 003	3 x 10 re/10	19.5	730.0
816 0160 003	3 x 16 rm/16	22.0	1000.0
816 0250 003	3 x 25 rm/25	26.0	1600.0
816 0350 003	3 x 35 rm/35	27.5	1850.0
816 0500 003	3 x 50 rm/25	26.0	2250.0
816 0700 003	3 x 70rm/35	33.0	2950.0
816 0950 003	3 x 95 sm/50	38.0	4100.0
816 1200 003	3 x 120 sm/70	41.0	5050.0
816 1500 003	3 x 150 sm/70	45.0	6000.0
816 1850 003	3 x 185 sm/95	50.0	7550.0
816 0100 004	4 x 10 re/10	20.5	890.0
816 0160 004	4 x 16 rm/16	23.5	1250.0
816 0250 004	4 x 25 rm/16	28.0	1800.0
816 0350 004	4 x 35 sm/16	29.0	2050.0
816 0500 004	4 x 50 sm/25	33.0	2700.0
816 0700 004	4 x 70 sm/35	37.0	3750.0
816 0950 004	4 x 95 sm/50	43.5	5000.0
816 1200 004	4 x 120 sm/70	47.0	6350.0
816 1500 004	4 x 150 sm/70	51.0	7650.0
816 1850 004	4 x 185 sm/95	56.0	9350.0
816 2400 004	4 x 240 sm/120	62.5	11600.0

Note: For more customized products of other specifications or special specifications, please call for consultation.

UL&cUL PVC CONTROL CABLE YY 101U 600V



Application

Cardiffcable YY 101U is approved for used in USA and Canada.It is suitable for free but not continuously moving applications, without tensile stress and without defined cable routing. It can be used as a connection cable for machine tools, plant and appliances, as well as in heating, air refrigeration systems. Suitable for use in dry, humid and wet rooms. The outer sheath, based on PVC, is largely resistant to acids and oil, it is free of silicone and lacquer damaging substances.
Recommended: Cardiffcable CY 102U 600V series, when there is external electromagnetic interference.

Construction

Conductor: Fine strands of bare copper, acc. to UL 758.
Insulation: PVC
Insulation colour:

JZ Black core with white numbers and GN/YE
JB Color core and GN/YE
OZ Black core with white numbers
OB Color core

Outer sheath: Special PVC compound
Sheath colour: Grey, RAL 7001 or Black, RAL 9005

Technical data

Rated voltage: 600V UL+cUL
Test voltage: 3000V
Insulation resistance: ≥20MΩ・km (20℃)
Bending radius: Flexible applicatin:15x cable diameter
Fixed installation: 4 x cable diameter
Temperature range: Flexible application: −5℃ to +80℃
Fixed installation: −20℃ to +90℃
Temperature resistant material:
Flexible application: −10℃ to +80℃
Fixed installation: −40℃ to +90℃
Burning behavior: Self−extinguishing &flame−retardant acc. to VW−1,FT1
Approvals: UL 2587

Remarks

** represent the core colour

JZ code：01 OZ code：02
JB code：03 OB code：04

Part No.	Cores No.+area (AWG)	Approx. Diameter (mm)	Approx. Weight (kg/km)
101U 0020 002 **	2 x 20 AWG	6.7	60.4
101U 0020 003 **	3 x 20 AWG	7.1	70.1
101U 0020 004 **	4 x 20 AWG	7.8	83.8
101U 0020 005 **	5 x 20 AWG	8.5	98.3
101U 0020 006 **	6 x 20 AWG	9.3	113.2
101U 0020 007 **	7 x 20 AWG	9.3	124.6
101U 0020 008 **	8 x 20 AWG	10.1	141.5
101U 0020 009 **	9 x 20 AWG	11.3	165.2
101U 0020 010 **	10 x 20 AWG	12.3	190.2
101U 0020 012 **	12 x 20 AWG	12.7	214.9
101U 0020 014 **	14 x 20 AWG	13.5	245.1
101U 0020 016 **	16 x 20 AWG	14.4	277.1
101U 0020 018 **	18 x 20 AWG	15.3	310.4
101U 0020 020 **	20 x 20 AWG	15.8	336.6
101U 0020 021 **	21 x 20 AWG	16.2	356.2
101U 0020 024 **	24 x 20 AWG	18.4	424.1
101U 0020 025 **	25 x 20 AWG	18.9	444.9
101U 0020 027 **	27 x 20 AWG	18.9	462.9
101U 0020 030 **	30 x 20 AWG	19.6	508.2
101U 0020 032 **	32 x 20 AWG	20.5	548.6
101U 0020 036 **	36 x 20 AWG	21.4	608.9
101U 0018 002 **	2 x 18 AWG	7.3	74.6
101U 0018 003 **	3 x 18 AWG	7.7	88.1
101U 0018 004 **	4 x 18 AWG	8.4	106.2
101U 0018 005 **	5 x 18 AWG	9.2	125.4
101U 0018 006 **	6 x 18 AWG	10.2	147.5
101U 0018 007 **	7 x 18 AWG	10.2	163.1
101U 0018 008 **	8 x 18 AWG	11.2	187.4
101U 0018 009 **	9 x 18 AWG	12.6	218.2
101U 0018 010 **	10 x 18 AWG	13.6	250.6
101U 0018 012 **	12 x 18 AWG	14.1	284.4
101U 0018 014 **	14 x 18 AWG	15.0	324.8
101U 0018 016 **	16 x 18 AWG	16.0	367.6
101U 0018 018 **	18 x 18 AWG	17.0	411.8
101U 0018 020 **	20 x 18 AWG	17.5	447.3
101U 0018 021 **	21 x 18 AWG	18.0	473.1
101U 0018 024 **	24 x 18 AWG	20.4	561.7
101U 0018 025 **	25 x 18 AWG	20.9	588.9
101U 0018 027 **	27 x 18 AWG	20.9	614.4
101U 0018 030 **	30 x 18 AWG	21.8	675.1
101U 0018 032 **	32 x 18 AWG	22.8	728.2
101U 0018 036 **	36 x 18 AWG	23.8	808.9
101U 0016 002 **	2 x 16 AWG	7.9	92.3
101U 0016 003 **	3 x 16 AWG	8.3	110.7
101U 0016 004 **	4 x 16 AWG	9.2	134.6
101U 0016 005 **	5 x 16 AWG	10.1	162.0
101U 0016 006 **	6 x 16 AWG	11.3	193.1
101U 0016 007 **	7 x 16 AWG	11.3	214.3
101U 0016 008 **	8 x 16 AWG	12.4	246.1
101U 0016 009 **	9 x 16 AWG	13.9	285.9
101U 0016 010 **	10 x 16 AWG	15.0	327.7
101U 0016 012 **	12 x 16 AWG	15.6	373.2
101U 0016 014 **	14 x 16 AWG	16.6	426.9
101U 0016 016 **	16 x 16 AWG	17.7	483.4
101U 0016 018 **	18 x 16 AWG	18.8	541.8
101U 0016 019 **	19 x 16 AWG	19.2	568.2
101U 0016 020 **	20 x 16 AWG	19.4	589.4
101U 0016 021 **	21 x 16 AWG	19.9	623.1
101U 0016 024 **	24 x 16 AWG	22.5	737.8
101U 0016 025 **	25 x 16 AWG	23.1	773.1
101U 0016 027 **	27 x 16 AWG	23.1	808.6
101U 0016 030 **	30 x 16 AWG	24.1	889.1
101U 0016 032 **	32 x 16 AWG	25.2	958.3

Part No.	Cores No.+area (AWG)	Approx. Diameter (mm)	Approx. Weight (kg/km)
101U 0016 036 **	36 x 16 AWG	26.3	1065.5
101U 0014 002 **	2 x 14 AWG	8.6	119.0
101U 0014 003 **	3 x 14 AWG	9.2	145.0
101U 0014 004 **	4 x 14 AWG	10.2	180.4
101U 0014 005 **	5 x 14 AWG	11.4	220.6
101U 0014 006 **	6 x 14 AWG	12.7	262.9
101U 0014 007 **	7 x 14 AWG	12.7	293.0
101U 0014 008 **	8 x 14 AWG	14.0	336.3
101U 0014 009 **	9 x 14 AWG	15.6	389.8
101U 0014 010 **	10 x 14 AWG	16.9	445.8
101U 0014 012 **	12 x 14 AWG	17.6	509.5
101U 0014 014 **	14 x 14 AWG	18.7	583.7
101U 0014 016 **	16 x 14 AWG	19.9	661.4
101U 0014 018 **	18 x 14 AWG	21.1	741.4
101U 0014 020 **	20 x 14 AWG	21.8	808.0
101U 0014 021 **	21 x 14 AWG	22.4	853.7
101U 0014 024 **	24 x 14 AWG	25.4	1008.1
101U 0014 025 **	25 x 14 AWG	26.0	1055.9
101U 0014 027 **	27 x 14 AWG	26.0	1107.0
101U 0014 030 **	30 x 14 AWG	27.1	1218.2
101U 0014 032 **	32 x 14 AWG	28.3	1312.0
101U 0014 036 **	36 x 14 AWG	29.6	1460.1
101U 0012 002 **	2 x 12 AWG	9.7	159.1
101U 0012 003 **	3 x 12 AWG	10.4	200.2
101U 0012 004 **	4 x 12 AWG	11.7	253.1
101U 0012 005 **	5 x 12 AWG	13.0	310.0
101U 0012 006 **	7 x 12 AWG	14.5	413.4
101U 0010 002 **	2 x 10 AWG	11.1	222.6
101U 0010 003 **	3 x 10 AWG	12.0	283.1
101U 0010 004 **	4 x 10 AWG	13.4	359.1
101U 0010 005 **	5 x 10 AWG	15.0	440.4
101U 0010 007 **	7 x 10 AWG	16.7	589.2
101U 0008 003 **	3 x 8 AWG	16.0	484.4
101U 0008 004 **	4 x 8 AWG	17.9	613.2
101U 0008 005 **	5 x 8 AWG	20.0	751.4
101U 0008 007 **	7 x 8 AWG	22.3	1003.1
101U 0006 003 **	3 x 6 AWG	20.5	791.3
101U 0006 004 **	4 x 6 AWG	23.0	1001.1
101U 0006 005 **	5 x 6 AWG	25.8	1226.4
101U 0006 007 **	7 x 6 AWG	28.6	1462.7
101U 0004 003 **	3 x 4 AWG	25.5	1203.7
101U 0004 004 **	4 x 4 AWG	28.5	1522.2
101U 0004 005 **	5 x 4 AWG	31.9	1864.3
101U 0004 007 **	7 x 4 AWG	35.5	2486.1
101U 0002 003 **	3 x 2 AWG	30.6	1860.4
101U 0002 004 **	4 x 2 AWG	34.3	2360.8
101U 0002 005 **	5 x 2 AWG	38.4	2895.3
101U 0002 007 **	7 x 2 AWG	42.7	3874.2
101U 0101 003 **	3 x 1/0 AWG	38.2	2788.2
101U 0101 004 **	4 x 1/0 AWG	42.8	3531.7
101U 0101 005 **	5 x 1/0 AWG	47.8	4328.2
101U 0101 007 **	7 x 1/0 AWG	53.2	5781.2
101U 0201 003 **	3 x 2/0 AWG	41.8	3428.6
101U 0201 004 **	4 x 2/0 AWG	46.8	4348.6
101U 0201 005 **	5 x 2/0 AWG	52.4	5332.2
101U 0301 003 **	3 x 3/0 AWG	46.2	4305.9
101U 0301 004 **	4 x 3/0 AWG	51.7	5469.1
101U 0301 005 **	5 x 3/0 AWG	57.9	6709.9
101U 0401 003 **	3 x 4/0 AWG	51.1	5413.6
101U 0008 004 **	4 x 4/0 AWG	57.3	6884.9
101U 0250 003 **	3 x 250 MCM	55.6	6118.8
101U 0250 004 **	4 x 250 MCM	62.4	7763.1
101U 0350 004 **	4 x 350 MCM	68.7	10215.4

Note: For more customized products of other specifications or special specifications, please call for consultation.

PVC CONTROL CABLE YY 116U 1000V



Application

Cardiffcable YY 116U is approved for used in USA and Canada. It is suitable for free but not continuously moving applications, without tensile stress and without defined cable routing. It can be used as a connection cable for machine tools, plant and appliances, as well as in heating, air refrigeration systems. YY116 is applied for greater voltage. Suitable for use in dry, humid and wet rooms. Outdoor use but no laying underground. The outer sheath, based on PVC, is largely resistant to acids and oil, it is free of silicone and lacquer damaging substances.

Recommended: Cardiffcable CY 172U 1000V series, when there is external electromagnetic interference.

Construction

Conductor: Fine strands of bare copper, acc. to UL 758.

Insulation: PVC

Insulation colour:

JZ Black core with white numbers and GN/YE

JB Color core and GN/YE

OZ Black core with white numbers

OB Color core

Outer sheath: Special PVC compound

Sheath colour: Grey, RAL 7001 or Black, RAL 9005

Technical data

Rated voltage: 1000V UL+cUL

Test voltage: 4000V

Insulation resistance: ⩾20MΩ・km (20℃)

Bending radius: Flexible appplicatin:15x cable diameter

Fixed installation: 4 x cable diameter

Temperature range: Flexible application: −5℃ to +90℃

Fixed installation: −20℃ to +105℃

Temperature resistant material:

Flexible application: −10℃ to +90℃

Fixed installation: −40℃ to +105℃

Burning behavior: Self−extinguishing &flame−retardant acc. to VW−1,FT1

Approvals: UL 2586

Remarks

** represent the core colour

JZ code：01 OZ code：02

JB code：03 OB code：04

Part No.	Cores No.+area (AWG)	Approx. Diameter (mm)	Approx. Weight (kg/km)
116U 0020 002 **	2 x 20 AWG	6.7	60.4
116U 0020 003 **	3 x 20 AWG	7.1	70.1
116U 0020 004 **	4 x 20 AWG	7.8	83.8
116U 0020 005 **	5 x 20 AWG	8.5	98.3
116U 0020 006 **	6 x 20 AWG	9.3	113.2
116U 0020 007 **	7 x 20 AWG	9.3	124.6
116U 0020 008 **	8 x 20 AWG	10.1	141.5
116U 0020 009 **	9 x 20 AWG	11.3	165.2
116U 0020 010 **	10 x 20 AWG	12.3	190.2
116U 0020 012 **	12 x 20 AWG	12.7	214.9
116U 0020 014 **	14 x 20 AWG	13.5	245.1
116U 0020 016 **	16 x 20 AWG	14.4	277.1
116U 0020 018 **	18 x 20 AWG	15.3	310.4
116U 0020 020 **	20 x 20 AWG	15.8	336.6
116U 0020 021 **	21 x 20 AWG	16.2	356.2
116U 0020 024 **	24 x 20 AWG	18.4	424.1
116U 0020 025 **	25 x 20 AWG	18.9	444.9
116U 0020 027 **	27 x 20 AWG	18.9	462.9
116U 0020 030 **	30 x 20 AWG	19.6	508.2
116U 0020 032 **	32 x 20 AWG	20.5	548.6
116U 0020 036 **	36 x 20 AWG	21.4	608.9
116U 0018 002 **	2 x 18 AWG	7.3	74.6
116U 0018 003 **	3 x 18 AWG	7.7	88.1
116U 0018 004 **	4 x 18 AWG	8.4	106.2
116U 0018 005 **	5 x 18 AWG	9.2	125.4
116U 0018 006 **	6 x 18 AWG	10.2	147.5
116U 0018 007 **	7 x 18 AWG	10.2	163.1
116U 0018 008 **	8 x 18 AWG	11.2	187.4
116U 0018 009 **	9 x 18 AWG	12.6	218.2
116U 0018 010 **	10 x 18 AWG	13.6	250.6
116U 0018 012 **	12 x 18 AWG	14.1	284.4
116U 0018 014 **	14 x 18 AWG	15.0	324.8
116U 0018 016 **	16 x 18 AWG	16.0	367.6
116U 0018 018 **	18 x 18 AWG	17.0	411.8
116U 0018 020 **	20 x 18 AWG	17.5	447.3
116U 0018 021 **	21 x 18 AWG	18.0	473.1
116U 0018 024 **	24 x 18 AWG	20.4	561.7
116U 0018 025 **	25 x 18 AWG	20.9	588.9
116U 0018 027 **	27 x 18 AWG	20.9	614.4
116U 0018 030 **	30 x 18 AWG	21.8	675.1
116U 0018 032 **	32 x 18 AWG	22.8	728.2
116U 0018 036 **	36 x 18 AWG	23.8	808.9
116U 0016 002 **	2 x 16 AWG	7.9	92.3
116U 0016 003 **	3 x 16 AWG	8.3	110.7
116U 0016 004 **	4 x 16 AWG	9.2	134.6
116U 0016 005 **	5 x 16 AWG	10.1	162.0
116U 0016 006 **	6 x 16 AWG	11.3	193.1
116U 0016 007 **	7 x 16 AWG	11.3	214.3
116U 0016 008 **	8 x 16 AWG	12.4	246.1
116U 0016 009 **	9 x 16 AWG	13.9	285.9
116U 0016 010 **	10 x 16 AWG	15.0	327.7
116U 0016 012 **	12 x 16 AWG	15.6	373.2
116U 0016 014 **	14 x 16 AWG	16.6	426.9
116U 0016 016 **	16 x 16 AWG	17.7	483.4
116U 0016 018 **	18 x 16 AWG	18.8	541.8
116U 0016 019 **	19 x 16 AWG	19.2	568.2
116U 0016 020 **	20 x 16 AWG	19.4	589.4
116U 0016 021 **	21 x 16 AWG	19.9	623.1
116U 0016 024 **	24 x 16 AWG	22.5	737.8
116U 0016 025 **	25 x 16 AWG	23.1	773.1
116U 0016 027 **	27 x 16 AWG	23.1	808.6
116U 0016 030 **	30 x 16 AWG	24.1	889.1
116U 0016 032 **	32 x 16 AWG	25.2	958.3

Part No.	Cores No.+area (AWG)	Approx. Diameter (mm)	Approx. Weight (kg/km)
116U 0016 036 **	36 x 16 AWG	26.3	1065.5
116U 0014 002 **	2 x 14 AWG	8.6	119.0
116U 0014 003 **	3 x 14 AWG	9.2	145.0
116U 0014 004 **	4 x 14 AWG	10.2	180.4
116U 0014 005 **	5 x 14 AWG	11.4	220.6
116U 0014 006 **	6 x 14 AWG	12.7	262.9
116U 0014 007 **	7 x 14 AWG	12.7	293.0
116U 0014 008 **	8 x 14 AWG	14.0	336.3
116U 0014 009 **	9 x 14 AWG	15.6	389.8
116U 0014 010 **	10 x 14 AWG	16.9	445.8
116U 0014 012 **	12 x 14 AWG	17.6	509.5
116U 0014 014 **	14 x 14 AWG	18.7	583.7
116U 0014 016 **	16 x 14 AWG	19.9	661.4
116U 0014 018 **	18 x 14 AWG	21.1	741.4
116U 0014 020 **	20 x 14 AWG	21.8	808.0
116U 0014 021 **	21 x 14 AWG	22.4	853.7
116U 0014 024 **	24 x 14 AWG	25.4	1008.1
116U 0014 025 **	25 x 14 AWG	26.0	1055.9
116U 0014 027 **	27 x 14 AWG	26.0	1107.0
116U 0014 030 **	30 x 14 AWG	27.1	1218.2
116U 0014 032 **	32 x 14 AWG	28.3	1312.0
116U 0014 036 **	36 x 14 AWG	29.6	1460.1
116U 0012 002 **	2 x 12 AWG	9.7	159.1
116U 0012 003 **	3 x 12 AWG	10.4	200.2
116U 0012 004 **	4 x 12 AWG	11.7	253.1
116U 0012 005 **	5 x 12 AWG	13.0	310.0
116U 0012 007 **	7 x 12 AWG	14.5	413.4
116U 0010 002 **	2 x 10 AWG	11.1	222.6
116U 0010 003 **	3 x 10 AWG	12.0	283.1
116U 0010 004 **	4 x 10 AWG	13.4	359.1
116U 0010 005 **	5 x 10 AWG	15.0	440.4
116U 0010 007 **	7 x 10 AWG	16.7	589.2
116U 0008 003 **	3 x 8 AWG	16.0	484.4
116U 0008 004 **	4 x 8 AWG	17.9	613.2
116U 0008 005 **	5 x 8 AWG	20.0	751.4
116U 0008 007 **	7 x 8 AWG	22.3	1003.1
116U 0006 003 **	3 x 6 AWG	20.5	791.3
116U 0006 004 **	4 x 6 AWG	23.0	1001.1
116U 0006 005 **	5 x 6 AWG	25.8	1226.4
116U 0006 007 **	7 x 6 AWG	28.6	1462.7
116U 0004 003 **	3 x 4 AWG	25.5	1203.7
116U 0004 004 **	4 x 4 AWG	28.5	1522.2
116U 0004 005 **	5 x 4 AWG	31.9	1864.3
116U 0004 007 **	7 x 4 AWG	35.5	2486.1
116U 0002 003 **	3 x 2 AWG	30.6	1860.4
116U 0002 004 **	4 x 2 AWG	34.3	2360.8
116U 0002 005 **	5 x 2 AWG	38.4	2895.3
116U 0002 007 **	7 x 2 AWG	42.7	3874.2
116U 0101 003 **	3 x 1/0 AWG	38.2	2788.2
116U 0101 004 **	4 x 1/0 AWG	42.8	3531.7
116U 0101 005 **	5 x 1/0 AWG	47.8	4328.2
116U 0101 007 **	7 x 1/0 AWG	53.2	5781.2
116U 0201 003 **	3 x 2/0 AWG	41.8	3428.6
116U 0201 004 **	4 x 2/0 AWG	46.8	4348.6
116U 0201 005 **	5 x 2/0 AWG	52.4	5332.2
116U 0301 003 **	3 x 3/0 AWG	46.2	4305.9
116U 0301 004 **	4 x 3/0 AWG	51.7	5469.1
116U 0301 005 **	5 x 3/0 AWG	57.9	6709.9
116U 0401 003 **	3 x 4/0 AWG	51.1	5413.6
116U 0008 004 **	4 x 4/0 AWG	57.3	6884.9
116U 0250 003 **	3 x 250 MCM	55.6	6118.8
116U 0250 004 **	4 x 250 MCM	62.4	7763.1
116U 0350 004 **	4 x 350 MCM	68.7	10215.4

Note: For more customized products of other specifications or special specifications, please call for consultation.

PVC CONTROL CABLE SHIELDED CY 102U 600V



Application

Cardiffcable CY 102U is approved for used in USA and Canada. It is suitable for free but not continuously moving applications, without tensile stress and without defined cable routing. It can be used as a connection cable for conveyor, transport systems, Servo drives, it also can be used in EMC–sensitive environments. Suitable for use in dry, humid and wet rooms. The outer sheath, based on PVC, is largely resistant to acids and oil, it is free of silicone and lacquer damaging substances.

Construction

Conductor: Fine strands of bare copper, acc. to UL 758.
Insulation: PVC
Insulation colour:
JZ Black core with white numbers and GN/YE
JB Color core and GN/YE
OZ Black core with white numbers
OB Color core
Shield: Tinned copper braid
Outer sheath: Special PVC compound
Sheath colour: Grey, RAL 7001 or Black, RAL 9005

Technical data

Rated voltage: 600V UL+cUL
Test voltage: 3000V
Insulation resistance: ≥20MΩ・km (20℃)
Bending radius: Flexible applicatin:20 x cable diameter
Fixed installation: 6 x cable diameter
Temperature range: Flexible application: –5℃ to +80℃
Fixed installation: –20℃ to +90℃
Temperature resistant material:
Flexible application: –10℃ to +80℃
Fixed installation: –40℃ to +90℃
Burning behavior: Self–extinguishing &flame–retardant acc. to VW–1,FT1
Approvals: UL 2587

Remarks

** represent the core colour

JZ code：01 OZ code：02
JB code：03 OB code：04

Part No.	Cores No.+area (AWG)	Approx. Diameter (mm)	Approx. Weight (kg/km)
102U 0020 002 **	2 x 20 AWG	7.3	68.6
102U 0020 003 **	3 x 20 AWG	7.7	83.1
102U 0020 004 **	4 x 20 AWG	8.3	99.7
102U 0020 005 **	5 x 20 AWG	9.1	116.8
102U 0020 006 **	6 x 20 AWG	9.9	135.2
102U 0020 007 **	7 x 20 AWG	9.9	146.6
102U 0020 008 **	8 x 20 AWG	10.8	167.5
102U 0020 009 **	9 x 20 AWG	12.0	192.5
102U 0020 010 **	10 x 20 AWG	12.9	214.7
102U 0020 012 **	12 x 20 AWG	13.6	256.4
102U 0020 014 **	14 x 20 AWG	14.4	290.0
102U 0020 016 **	16 x 20 AWG	15.2	325.2
102U 0020 018 **	18 x 20 AWG	16.2	361.5
102U 0020 020 **	20 x 20 AWG	16.6	391.5
102U 0020 021 **	21 x 20 AWG	17.1	409.8
102U 0020 024 **	24 x 20 AWG	19.2	479.0
102U 0020 025 **	25 x 20 AWG	19.7	498.5
102U 0020 027 **	27 x 20 AWG	19.7	521.3
102U 0020 030 **	30 x 20 AWG	20.5	569.5
102U 0020 032 **	32 x 20 AWG	21.4	608.2
102U 0020 036 **	36 x 20 AWG	22.3	671.0
102U 0018 002 **	2 x 18 AWG	7.8	81.5
102U 0018 003 **	3 x 18 AWG	8.3	100.6
102U 0018 004 **	4 x 18 AWG	9.0	122.1
102U 0018 005 **	5 x 18 AWG	9.9	145.0
102U 0018 006 **	6 x 18 AWG	10.9	171.3
102U 0018 007 **	7 x 18 AWG	10.9	187.0
102U 0018 008 **	8 x 18 AWG	11.9	214.0
102U 0018 009 **	9 x 18 AWG	13.4	258.7
102U 0018 010 **	10 x 18 AWG	14.4	288.2
102U 0018 012 **	12 x 18 AWG	14.9	327.0
102U 0018 014 **	14 x 18 AWG	15.8	371.2
102U 0018 016 **	16 x 18 AWG	16.8	417.3
102U 0018 018 **	18 x 18 AWG	17.8	464.8
102U 0018 020 **	20 x 18 AWG	18.3	504.6
102U 0018 021 **	21 x 18 AWG	18.8	528.6
102U 0018 024 **	24 x 18 AWG	21.2	617.4
102U 0018 025 **	25 x 18 AWG	21.7	642.7
102U 0018 027 **	27 x 18 AWG	21.7	674.1
102U 0018 030 **	30 x 18 AWG	22.6	737.9
102U 0018 032 **	32 x 18 AWG	23.6	788.3
102U 0018 036 **	36 x 18 AWG	24.6	871.6
102U 0016 002 **	2 x 16 AWG	8.4	97.5
102U 0016 003 **	3 x 16 AWG	8.9	122.5
102U 0016 004 **	4 x 16 AWG	9.7	150.2
102U 0016 005 **	5 x 16 AWG	10.8	183.2
102U 0016 006 **	6 x 16 AWG	12.0	217.0
102U 0016 007 **	7 x 16 AWG	12.0	238.3
102U 0016 008 **	8 x 16 AWG	13.2	285.7
102U 0016 009 **	9 x 16 AWG	14.7	327.5
102U 0016 010 **	10 x 16 AWG	15.9	365.1
102U 0016 012 **	12 x 16 AWG	16.4	416.4
102U 0016 014 **	14 x 16 AWG	17.4	474.2
102U 0016 016 **	16 x 16 AWG	18.5	534.2
102U 0016 018 **	18 x 16 AWG	19.6	595.9
102U 0016 019 **	19 x 16 AWG	20.0	623.7
102U 0016 020 **	20 x 16 AWG	20.2	648.6
102U 0016 021 **	21 x 16 AWG	20.8	679.7
102U 0016 024 **	24 x 16 AWG	23.4	793.2
102U 0016 025 **	25 x 16 AWG	24.0	826.0
102U 0016 027 **	27 x 16 AWG	24.0	868.6
102U 0016 030 **	30 x 16 AWG	24.9	952.4
102U 0016 032 **	32 x 16 AWG	26.3	1060.0

Part No.	Cores No.+area (AWG)	Approx. Diameter (mm)	Approx. Weight (kg/km)
102U 0016 036 **	36 x 16 AWG	27.4	1171.6
102U 0014 002 **	2 x 14 AWG	9.2	121.1
102U 0014 003 **	3 x 14 AWG	9.8	156.1
102U 0014 004 **	4 x 14 AWG	10.9	197.6
102U 0014 005 **	5 x 14 AWG	12.1	241.1
102U 0014 006 **	6 x 14 AWG	13.5	299.4
102U 0014 007 **	7 x 14 AWG	13.5	329.4
102U 0014 008 **	8 x 14 AWG	14.8	376.9
102U 0014 009 **	9 x 14 AWG	16.5	431.8
102U 0014 010 **	10 x 14 AWG	17.7	481.7
102U 0014 012 **	12 x 14 AWG	18.4	552.4
102U 0014 014 **	14 x 14 AWG	19.5	631.0
102U 0014 016 **	16 x 14 AWG	20.7	712.4
102U 0014 018 **	18 x 14 AWG	22.0	795.9
102U 0014 020 **	20 x 14 AWG	22.6	868.3
102U 0014 021 **	21 x 14 AWG	23.2	910.4
102U 0014 024 **	24 x 14 AWG	26.4	1104.1
102U 0014 025 **	25 x 14 AWG	27.1	1149.4
102U 0014 027 **	27 x 14 AWG	27.1	1209.5
102U 0014 030 **	30 x 14 AWG	28.2	1325.9
102U 0014 032 **	32 x 14 AWG	29.4	1415.9
102U 0014 036 **	36 x 14 AWG	30.7	1568.4
102U 0012 002 **	2 x 12 AWG	10.4	158.9
102U 0012 003 **	3 x 12 AWG	11.1	210.5
102U 0012 004 **	4 x 12 AWG	12.4	268.3
102U 0012 005 **	5 x 12 AWG	13.7	328.7
102U 0012 006 **	7 x 12 AWG	15.2	434.9
102U 0010 002 **	2 x 10 AWG	11.8	215.0
102U 0010 003 **	3 x 10 AWG	12.7	288.7
102U 0010 004 **	4 x 10 AWG	14.1	370.4
102U 0010 005 **	5 x 10 AWG	15.7	455.4
102U 0010 007 **	7 x 10 AWG	17.4	606.9
102U 0008 003 **	3 x 8 AWG	16.7	471.2
102U 0008 004 **	4 x 8 AWG	18.6	607.3
102U 0008 005 **	5 x 8 AWG	20.7	749.1
102U 0008 007 **	7 x 8 AWG	23.0	1002.6
102U 0006 003 **	3 x 6 AWG	21.2	744.3
102U 0006 004 **	4 x 6 AWG	23.7	963.2
102U 0006 005 **	5 x 6 AWG	26.4	1191.3
102U 0006 007 **	7 x 6 AWG	29.3	1600.8
102U 0004 003 **	3 x 4 AWG	26.2	1105.6
102U 0004 004 **	4 x 4 AWG	29.2	1435.0
102U 0004 005 **	5 x 4 AWG	32.6	1778.0
102U 0004 007 **	7 x 4 AWG	36.1	2395.8
102U 0002 003 **	3 x 2 AWG	31.3	1860.4
102U 0002 004 **	4 x 2 AWG	35.0	2360.8
102U 0002 005 **	5 x 2 AWG	39.1	2895.3
102U 0002 007 **	7 x 2 AWG	43.3	3874.2
102U 0101 003 **	3 x 1/0 AWG	38.9	2788.2
102U 0101 004 **	4 x 1/0 AWG	43.5	3531.7
102U 0101 005 **	5 x 1/0 AWG	48.5	4328.2
102U 0101 007 **	7 x 1/0 AWG	53.8	5781.2
102U 0201 003 **	3 x 2/0 AWG	42.5	3050.9
102U 0201 004 **	4 x 2/0 AWG	47.5	3986.8
102U 0201 005 **	5 x 2/0 AWG	53.1	4958.3
102U 0301 003 **	3 x 3/0 AWG	46.9	3824.2
102U 0301 004 **	4 x 3/0 AWG	52.4	5004.2
102U 0301 005 **	5 x 3/0 AWG	58.6	6227.6
102U 0401 003 **	3 x 4/0 AWG	51.8	4801.0
102U 0008 004 **	4 x 4/0 AWG	57.9	6290.4
102U 0250 003 **	3 x 250 MCM	56.3	5371.3
102U 0250 004 **	4 x 250 MCM	63.1	7034.5
102U 0350 004 **	4 x 350 MCM	69.4	9300.7

Note: For more customized products of other specifications or special specifications, please call for consultation.

PVC CONTROL CABLE SHIELDED CY 172U 1000V



Application

Cardiffcable CY 172U is approved for used in USA and Canada. It is suitable for free but not continuously moving applications, without tensile stress and without defined cable routing. It can be used as a connection cable for conveyor, transport systems, Servo drives, it also can be used in EMC–sensitive environments. Suitable for use in dry, humid and wet rooms. The outer sheath, based on PVC, is largely resistant to acids and oil, it is free of silicone and lacquer damaging substances.

Construction

Conductor: Fine strands of bare copper, acc. to UL 758.
Insulation: PVC
Insulation colour:

JZ Black core with white numbers and GN/YE
JB Color core and GN/YE
OZ Black core with white numbers
OB Color core

Shield: Tinned copper braid
Outer sheath: Special PVC compound
Sheath colour: Grey, RAL 7001 or Black, RAL 9005

Technical data

Rated voltage: 1000V UL+cUL
Test voltage: 4000V
Insulation resistance: ≥20MΩ・km (20℃)
Bending radius: Flexible applicatin:20 x cable diameter
Fixed installation: 6 x cable diameter
Temperature range: Flexible application: –5℃ to +90℃
Fixed installation: –20℃ to +105℃
Temperature resistant material:
Flexible application: –10℃ to +90℃
Fixed installation: –40℃ to +105℃
Burning behavior: Self–extinguishing &flame–retardant acc. to VW–1,FT1
Approvals: UL 2586

Remarks

** represent the core colour

JZ code：01 OZ code：02
JB code：03 OB code：04

Part No.	Cores No.+area (AWG)	Approx. Diameter (mm)	Approx. Weight (kg/km)
172U 0020 002 **	2 x 20 AWG	7.3	68.6
172U 0020 003 **	3 x 20 AWG	7.7	83.1
172U 0020 004 **	4 x 20 AWG	8.3	99.7
172U 0020 005 **	5 x 20 AWG	9.1	116.8
172U 0020 006 **	6 x 20 AWG	9.9	135.2
172U 0020 007 **	7 x 20 AWG	9.9	146.6
172U 0020 008 **	8 x 20 AWG	10.8	167.5
172U 0020 009 **	9 x 20 AWG	12.0	192.5
172U 0020 010 **	10 x 20 AWG	12.9	214.7
172U 0020 012 **	12 x 20 AWG	13.6	256.4
172U 0020 014 **	14 x 20 AWG	14.4	290.0
172U 0020 016 **	16 x 20 AWG	15.2	325.2
172U 0020 018 **	18 x 20 AWG	16.2	361.5
172U 0020 020 **	20 x 20 AWG	16.6	391.5
172U 0020 021 **	21 x 20 AWG	17.1	409.8
172U 0020 024 **	24 x 20 AWG	19.2	479.0
172U 0020 025 **	25 x 20 AWG	19.7	498.5
172U 0020 027 **	27 x 20 AWG	19.7	521.3
172U 0020 030 **	30 x 20 AWG	20.5	569.5
172U 0020 032 **	32 x 20 AWG	21.4	608.2
172U 0020 036 **	36 x 20 AWG	22.3	671.0
172U 0018 002 **	2 x 18 AWG	7.8	81.5
172U 0018 003 **	3 x 18 AWG	8.3	100.6
172U 0018 004 **	4 x 18 AWG	9.0	122.1
172U 0018 005 **	5 x 18 AWG	9.9	145.0
172U 0018 006 **	6 x 18 AWG	10.9	171.3
172U 0018 007 **	7 x 18 AWG	10.9	187.0
172U 0018 008 **	8 x 18 AWG	11.9	214.0
172U 0018 009 **	9 x 18 AWG	13.4	258.7
172U 0018 010 **	10 x 18 AWG	14.4	288.2
172U 0018 012 **	12 x 18 AWG	14.9	327.0
172U 0018 014 **	14 x 18 AWG	15.8	371.2
172U 0018 016 **	16 x 18 AWG	16.8	417.3
172U 0018 018 **	18 x 18 AWG	17.8	464.8
172U 0018 020 **	20 x 18 AWG	18.3	504.6
172U 0018 021 **	21 x 18 AWG	18.8	528.6
172U 0018 024 **	24 x 18 AWG	21.2	617.4
172U 0018 025 **	25 x 18 AWG	21.7	642.7
172U 0018 027 **	27 x 18 AWG	21.7	674.1
172U 0018 030 **	30 x 18 AWG	22.6	737.9
172U 0018 032 **	32 x 18 AWG	23.6	788.3
172U 0018 036 **	36 x 18 AWG	24.6	871.6
172U 0016 002 **	2 x 16 AWG	8.4	97.5
172U 0016 003 **	3 x 16 AWG	8.9	122.5
172U 0016 004 **	4 x 16 AWG	9.7	150.2
172U 0016 005 **	5 x 16 AWG	10.8	183.2
172U 0016 006 **	6 x 16 AWG	12.0	217.0
172U 0016 007 **	7 x 16 AWG	12.0	238.3
172U 0016 008 **	8 x 16 AWG	13.2	285.7
172U 0016 009 **	9 x 16 AWG	14.7	327.5
172U 0016 010 **	10 x 16 AWG	15.9	365.1
172U 0016 012 **	12 x 16 AWG	16.4	416.4
172U 0016 014 **	14 x 16 AWG	17.4	474.2
172U 0016 016 **	16 x 16 AWG	18.5	534.2
172U 0016 018 **	18 x 16 AWG	19.6	595.9
172U 0016 019 **	19 x 16 AWG	20.0	623.7
172U 0016 020 **	20 x 16 AWG	20.2	648.6
172U 0016 021 **	21 x 16 AWG	20.8	679.7
172U 0016 024 **	24 x 16 AWG	23.4	793.2
172U 0016 025 **	25 x 16 AWG	24.0	826.0
172U 0016 027 **	27 x 16 AWG	24.0	868.6
172U 0016 030 **	30 x 16 AWG	24.9	952.4
172U 0016 032 **	32 x 16 AWG	26.3	1060.0

Part No.	Cores No.+area (AWG)	Approx. Diameter (mm)	Approx. Weight (kg/km)
172U 0016 036 **	36 x 16 AWG	27.4	1171.6
172U 0014 002 **	2 x 14 AWG	9.2	121.1
172U 0014 003 **	3 x 14 AWG	9.8	156.1
172U 0014 004 **	4 x 14 AWG	10.9	197.6
172U 0014 005 **	5 x 14 AWG	12.1	241.1
172U 0014 006 **	6 x 14 AWG	13.5	299.4
172U 0014 007 **	7 x 14 AWG	13.5	329.4
172U 0014 008 **	8 x 14 AWG	14.8	376.9
172U 0014 009 **	9 x 14 AWG	16.5	431.8
172U 0014 010 **	10 x 14 AWG	17.7	481.7
172U 0014 012 **	12 x 14 AWG	18.4	552.4
172U 0014 014 **	14 x 14 AWG	19.5	631.0
172U 0014 016 **	16 x 14 AWG	20.7	712.4
172U 0014 018 **	18 x 14 AWG	22.0	795.9
172U 0014 020 **	20 x 14 AWG	22.6	868.3
172U 0014 021 **	21 x 14 AWG	23.2	910.4
172U 0014 024 **	24 x 14 AWG	26.4	1104.1
172U 0014 025 **	25 x 14 AWG	27.1	1149.4
172U 0014 027 **	27 x 14 AWG	27.1	1209.5
172U 0014 030 **	30 x 14 AWG	28.2	1325.9
172U 0014 032 **	32 x 14 AWG	29.4	1415.9
172U 0014 036 **	36 x 14 AWG	30.7	1568.4
172U 0012 002 **	2 x 12 AWG	10.4	158.9
172U 0012 003 **	3 x 12 AWG	11.1	210.5
172U 0012 004 **	4 x 12 AWG	12.4	268.3
172U 0012 005 **	5 x 12 AWG	13.7	328.7
172U 0012 006 **	7 x 12 AWG	15.2	434.9
172U 0010 002 **	2 x 10 AWG	11.8	215.0
172U 0010 003 **	3 x 10 AWG	12.7	288.7
172U 0010 004 **	4 x 10 AWG	14.1	370.4
172U 0010 005 **	5 x 10 AWG	15.7	455.4
172U 0010 007 **	7 x 10 AWG	17.4	606.9
172U 0008 003 **	3 x 8 AWG	16.7	471.2
172U 0008 004 **	4 x 8 AWG	18.6	607.3
172U 0008 005 **	5 x 8 AWG	20.7	749.1
172U 0008 007 **	7 x 8 AWG	23.0	1002.6
172U 0006 003 **	3 x 6 AWG	21.2	744.3
172U 0006 004 **	4 x 6 AWG	23.7	963.2
172U 0006 005 **	5 x 6 AWG	26.4	1191.3
172U 0006 007 **	7 x 6 AWG	29.3	1600.8
172U 0004 003 **	3 x 4 AWG	26.2	1105.6
172U 0004 004 **	4 x 4 AWG	29.2	1435.0
172U 0004 005 **	5 x 4 AWG	32.6	1778.0
172U 0004 007 **	7 x 4 AWG	36.1	2395.8
172U 0002 003 **	3 x 2 AWG	31.3	1860.4
172U 0002 004 **	4 x 2 AWG	35.0	2360.8
172U 0002 005 **	5 x 2 AWG	39.1	2895.3
172U 0002 007 **	7 x 2 AWG	43.3	3874.2
172U 0101 003 **	3 x 1/0 AWG	38.9	2788.2
172U 0101 004 **	4 x 1/0 AWG	43.5	3531.7
172U 0101 005 **	5 x 1/0 AWG	48.5	4328.2
172U 0101 007 **	7 x 1/0 AWG	53.8	5781.2
172U 0201 003 **	3 x 2/0 AWG	42.5	3050.9
172U 0201 004 **	4 x 2/0 AWG	47.5	3986.8
172U 0201 005 **	5 x 2/0 AWG	53.1	4958.3
172U 0301 003 **	3 x 3/0 AWG	46.9	3824.2
172U 0301 004 **	4 x 3/0 AWG	52.4	5004.2
172U 0301 005 **	5 x 3/0 AWG	58.6	6227.6
172U 0401 003 **	3 x 4/0 AWG	51.8	4801.0
172U 0008 004 **	4 x 4/0 AWG	57.9	6290.4
172U 0250 003 **	3 x 250 MCM	56.3	5371.3
172U 0250 004 **	4 x 250 MCM	63.1	7034.5
172U 0350 004 **	4 x 350 MCM	69.4	9300.7

Note: For more customized products of other specifications or special specifications, please call for consultation.

PVC CONTROL CABLE SHIELDED 2–CY 112U 600V



Application

Cardiffcable 2–CY 112U is approved for used in USA and Canada. It is suitable for free but not continuously moving applications, without tensile stress and without defined cable routing. It can be used as a connection cable for conveyor, transport systems, servo drives, it also can be used in EMC–sensitive environments. Suitable for use in dry, humid and wet rooms. Inner sheath provide additional mechanical protection. The outer sheath, based on PVC, is largely resistant to acids and oil, it is free of silicone and lacquer damaging substances.

Construction

Conductor: Fine strands of bare copper, acc. to UL 758.
Insulation: PVC
Insulation colour:
JZ Black core with white numbers and GN/YE
JB Color core and GN/YE
OZ Black core with white numbers
OB Color core
Inner sheath: PVC
Shield: Tinned copper braid
Outer sheath: Special PVC compound
Sheath colour: Grey, RAL 7001 or Black, RAL 9005

Technical data

Rated voltage: 600V UL+cUL
Test voltage: 3000V
Insulation resistance: ≥20MΩ・km (20℃)
Bending radius: Flexible applicatin:20 x cable diameter
Fixed installation: 6 x cable diameter
Temperature range: Flexible application: –5℃ to +80℃
Fixed installation: –20℃ to +90℃
Temperature resistant material:
Flexible application: –10℃ to +80℃
Fixed installation: –40℃ to +90℃
Burning behavior: Self–extinguishing &flame–retardant acc. to VW–1,FT1
Approvals: UL 2587

Remarks

** represent the core colour

JZ code：01 OZ code：02
JB code：03 OB code：04

Part No.	Cores No.+area (AWG)	Approx. Diameter (mm)	Approx. Weight (kg/km)
112U 0020 002 **	2 x 20 AWG	8.7	110.0
112U 0020 003 **	3 x 20 AWG	9.1	122.7
112U 0020 004 **	4 x 20 AWG	9.8	141.8
112U 0020 005 **	5 x 20 AWG	10.5	162.5
112U 0020 006 **	6 x 20 AWG	11.7	192.6
112U 0020 007 **	7 x 20 AWG	11.7	204.5
112U 0020 008 **	8 x 20 AWG	12.6	230.4
112U 0020 009 **	9 x 20 AWG	13.9	264.9
112U 0020 010 **	10 x 20 AWG	14.9	298.2
112U 0020 012 **	12 x 20 AWG	15.5	340.8
112U 0020 014 **	14 x 20 AWG	16.3	379.1
112U 0020 016 **	16 x 20 AWG	17.3	420.1
112U 0020 018 **	18 x 20 AWG	18.2	462.8
112U 0020 020 **	20 x 20 AWG	18.7	493.9
112U 0020 021 **	21 x 20 AWG	19.2	518.2
112U 0020 024 **	24 x 20 AWG	21.4	608.9
112U 0020 025 **	25 x 20 AWG	21.9	634.7
112U 0020 027 **	27 x 20 AWG	21.9	652.7
112U 0020 030 **	30 x 20 AWG	22.7	706.6
112U 0020 032 **	32 x 20 AWG	23.6	756.6
112U 0020 036 **	36 x 20 AWG	24.6	827.0
112U 0018 002 **	2 x 18 AWG	9.3	128.8
112U 0018 003 **	3 x 18 AWG	9.7	145.5
112U 0018 004 **	4 x 18 AWG	10.5	169.9
112U 0018 005 **	5 x 18 AWG	11.7	204.4
112U 0018 006 **	6 x 18 AWG	12.7	237.0
112U 0018 007 **	7 x 18 AWG	12.7	253.4
112U 0018 008 **	8 x 18 AWG	13.8	286.0
112U 0018 009 **	9 x 18 AWG	15.3	342.5
112U 0018 010 **	10 x 18 AWG	16.4	385.2
112U 0018 012 **	12 x 18 AWG	17.0	424.3
112U 0018 014 **	14 x 18 AWG	17.9	473.8
112U 0018 016 **	16 x 18 AWG	18.9	526.7
112U 0018 018 **	18 x 18 AWG	19.9	581.6
112U 0018 020 **	20 x 18 AWG	20.5	622.7
112U 0018 021 **	21 x 18 AWG	21.0	653.8
112U 0018 024 **	24 x 18 AWG	23.5	768.0
112U 0018 025 **	25 x 18 AWG	24.0	801.0
112U 0018 027 **	27 x 18 AWG	24.0	826.5
112U 0018 030 **	30 x 18 AWG	24.9	897.0
112U 0018 032 **	32 x 18 AWG	25.9	960.9
112U 0018 036 **	36 x 18 AWG	27.0	1053.2
112U 0016 002 **	2 x 16 AWG	9.9	151.7
112U 0016 003 **	3 x 16 AWG	10.4	173.6
112U 0016 004 **	4 x 16 AWG	11.2	204.6
112U 0016 005 **	5 x 16 AWG	12.7	251.2
112U 0016 006 **	6 x 16 AWG	13.9	292.2
112U 0016 007 **	7 x 16 AWG	13.9	314.4
112U 0016 008 **	8 x 16 AWG	15.2	368.8
112U 0016 009 **	9 x 16 AWG	16.7	423.8
112U 0016 010 **	10 x 16 AWG	17.9	477.2
112U 0016 012 **	12 x 16 AWG	18.5	528.7
112U 0016 014 **	14 x 16 AWG	19.5	592.6
112U 0016 016 **	16 x 16 AWG	20.6	660.5
112U 0016 018 **	18 x 16 AWG	21.8	730.9
112U 0016 019 **	20 x 16 AWG	22.4	784.8
112U 0016 020 **	21 x 16 AWG	23.0	824.4
112U 0016 021 **	24 x 16 AWG	25.7	968.2
112U 0016 024 **	25 x 16 AWG	26.3	1010.1
112U 0016 025 **	27 x 16 AWG	26.3	1045.5
112U 0016 027 **	30 x 16 AWG	27.3	1137.1
112U 0016 030 **	32 x 16 AWG	28.7	1262.2
112U 0016 032 **	36 x 16 AWG	29.9	1384.3

Part No.	Cores No.+area (AWG)	Approx. Diameter (mm)	Approx. Weight (kg/km)
112U 0016 036 **	2 x 14 AWG	10.7	184.5
112U 0014 002 **	3 x 14 AWG	11.6	223.3
112U 0014 003 **	4 x 14 AWG	12.7	270.1
112U 0014 004 **	5 x 14 AWG	14.0	321.0
112U 0014 005 **	6 x 14 AWG	15.5	388.4
112U 0014 006 **	7 x 14 AWG	15.5	419.6
112U 0014 007 **	8 x 14 AWG	16.8	474.6
112U 0014 008 **	9 x 14 AWG	18.5	545.5
112U 0014 009 **	10 x 14 AWG	19.9	614.9
112U 0014 010 **	12 x 14 AWG	20.5	685.5
112U 0014 012 **	14 x 14 AWG	21.7	771.4
112U 0014 014 **	16 x 14 AWG	22.9	862.2
112U 0014 016 **	18 x 14 AWG	24.3	956.2
112U 0014 018 **	20 x 14 AWG	24.9	1029.9
112U 0014 020 **	21 x 14 AWG	25.6	1082.5
112U 0014 021 **	24 x 14 AWG	28.9	1314.4
112U 0014 024 **	25 x 14 AWG	29.6	1370.9
112U 0014 025 **	27 x 14 AWG	29.6	1422.0
112U 0014 027 **	30 x 14 AWG	30.7	1547.8
112U 0014 030 **	32 x 14 AWG	32.0	1657.9
112U 0014 032 **	36 x 14 AWG	33.3	1823.2
112U 0014 036 **	2 x 12 AWG	12.2	243.9
112U 0012 002 **	3 x 12 AWG	13.0	291.6
112U 0012 003 **	4 x 12 AWG	14.3	355.7
112U 0012 004 **	5 x 12 AWG	15.7	425.1
112U 0012 005 **	7 x 12 AWG	17.2	543.3
112U 0012 006 **	2 x 10 AWG	13.7	320.3
112U 0010 002 **	3 x 10 AWG	14.6	388.4
112U 0010 003 **	4 x 10 AWG	16.1	477.6
112U 0010 004 **	5 x 10 AWG	17.7	573.6
112U 0010 005 **	7 x 10 AWG	19.5	674.4
112U 0010 007 **	3 x 8 AWG	18.8	626.9
112U 0008 003 **	4 x 8 AWG	20.8	774.3
112U 0008 004 **	5 x 8 AWG	23.0	933.2
112U 0008 005 **	7 x 8 AWG	25.3	1210.8
112U 0008 007 **	3 x 6 AWG	23.5	978.1
112U 0006 003 **	4 x 6 AWG	26.1	1213.1
112U 0006 004 **	5 x 6 AWG	28.9	1466.8
112U 0006 005 **	7 x 6 AWG	31.9	1913.2
112U 0006 007 **	3 x 4 AWG	28.6	1440.9
112U 0004 003 **	4 x 4 AWG	31.8	1792.4
112U 0004 004 **	5 x 4 AWG	35.3	2172.0
112U 0004 005 **	7 x 4 AWG	39.0	2843.5
112U 0004 007 **	3 x 2 AWG	34.0	2153.7
112U 0002 003 **	4 x 2 AWG	37.8	2696.1
112U 0002 004 **	5 x 2 AWG	42.1	3278.6
112U 0002 005 **	7 x 2 AWG	46.5	4322.8
112U 0002 007 **	3 x 1/0 AWG	41.8	3168.8
112U 0101 003 **	4 x 1/0 AWG	46.6	3968.9
112U 0101 004 **	5 x 1/0 AWG	51.9	4830.4
112U 0101 005 **	7 x 1/0 AWG	57.4	6374.6
112U 0101 007 **	3 x 2/0 AWG	45.6	3853.4
112U 0201 003 **	4 x 2/0 AWG	50.8	4837.5
112U 0201 004 **	5 x 2/0 AWG	56.6	5895.0
112U 0201 005 **	3 x 3/0 AWG	50.2	4786.4
112U 0301 003 **	4 x 3/0 AWG	56.0	6023.4
112U 0301 004 **	5 x 3/0 AWG	62.3	7349.5
112U 0301 005 **	3 x 4/0 AWG	55.3	5958.9
112U 0401 003 **	4 x 4/0 AWG	61.7	7515.6
112U 0008 004 **	3 x 250 MCM	60.0	6726.7
112U 0250 003 **	4 x 250 MCM	67.0	8467.8
112U 0250 004 **	4 x 350 MCM	73.6	11016.5
112U 0350 004 **			

Note: For more customized products of other specifications or special specifications, please call for consultation.

PVC CONTROL CABLE SHIELDED 2–CY 176U 1000V



Application

Cardiffcable 2–CY 176U is approved for used in USA and Canada. It is suitable for free but not continuously moving applications, without tensile stress and without defined cable routing. It can be used as a connection cable for conveyor, transport systems, Servo drives, it also can be used in EMC–sensitive environments. Suitable for use in dry, humid and wet rooms. The outer sheath, based on PVC, is largely resistant to acids and oil, it is free of silicone and lacquer damaging substances.

Construction

Conductor: Fine strands of bare copper, acc. to UL 758.
Insulation: PVC
Insulation colour:
JZ Black core with white numbers and GN/YE
JB Color core and GN/YE
OZ Black core with white numbers
OB Color core
Inner sheath: PVC
Shield: Tinned copper braid
Outer sheath: Special PVC compound
Sheath colour: Grey, RAL 7001 or Black, RAL 9005

Technical data

Rated voltage: 1000V UL+cUL
Test voltage: 4000V
Insulation resistance: ≥20MΩ・km (20℃)
Bending radius: Flexible applicatin:20 x cable diameter
Fixed installation: 6 x cable diameter
Temperature range: Flexible application: –5℃ to +90℃
Fixed installation: –20℃ to +105℃
Temperature resistant material:
Flexible application: –10℃ to +90℃
Fixed installation: –40℃ to +105℃
Burning behavior: Self–extinguishing &flame–retardant acc. to VW–1,FT1
Approvals: UL 2586

Remarks

** represent the core colour

JZ code：01 OZ code：02
JB code：03 OB code：04

Part No.	Cores No.+area (AWG)	Approx. Diameter (mm)	Approx. Weight (kg/km)
176U 0020 002 **	2 x 20 AWG	8.7	110.0
176U 0020 003 **	3 x 20 AWG	9.1	122.7
176U 0020 004 **	4 x 20 AWG	9.8	141.8
176U 0020 005 **	5 x 20 AWG	10.5	162.5
176U 0020 006 **	6 x 20 AWG	11.7	192.6
176U 0020 007 **	7 x 20 AWG	11.7	204.5
176U 0020 008 **	8 x 20 AWG	12.6	230.4
176U 0020 009 **	9 x 20 AWG	13.9	264.9
176U 0020 010 **	10 x 20 AWG	14.9	298.2
176U 0020 012 **	12 x 20 AWG	15.5	340.8
176U 0020 014 **	14 x 20 AWG	16.3	379.1
176U 0020 016 **	16 x 20 AWG	17.3	420.1
176U 0020 018 **	18 x 20 AWG	18.2	462.8
176U 0020 020 **	20 x 20 AWG	18.7	493.9
176U 0020 021 **	21 x 20 AWG	19.2	518.2
176U 0020 024 **	24 x 20 AWG	21.4	608.9
176U 0020 025 **	25 x 20 AWG	21.9	634.7
176U 0020 027 **	27 x 20 AWG	21.9	652.7
176U 0020 030 **	30 x 20 AWG	22.7	706.6
176U 0020 032 **	32 x 20 AWG	23.6	756.6
176U 0020 036 **	36 x 20 AWG	24.6	827.0
176U 0018 002 **	2 x 18 AWG	9.3	128.8
176U 0018 003 **	3 x 18 AWG	9.7	145.5
176U 0018 004 **	4 x 18 AWG	10.5	169.9
176U 0018 005 **	5 x 18 AWG	11.7	204.4
176U 0018 006 **	6 x 18 AWG	12.7	237.0
176U 0018 007 **	7 x 18 AWG	12.7	253.4
176U 0018 008 **	8 x 18 AWG	13.8	286.0
176U 0018 009 **	9 x 18 AWG	15.3	342.5
176U 0018 010 **	10 x 18 AWG	16.4	385.2
176U 0018 012 **	12 x 18 AWG	17.0	424.3
176U 0018 014 **	14 x 18 AWG	17.9	473.8
176U 0018 016 **	16 x 18 AWG	18.9	526.7
176U 0018 018 **	18 x 18 AWG	19.9	581.6
176U 0018 020 **	20 x 18 AWG	20.5	622.7
176U 0018 021 **	21 x 18 AWG	21.0	653.8
176U 0018 024 **	24 x 18 AWG	23.5	768.0
176U 0018 025 **	25 x 18 AWG	24.0	801.0
176U 0018 027 **	27 x 18 AWG	24.0	826.5
176U 0018 030 **	30 x 18 AWG	24.9	897.0
176U 0018 032 **	32 x 18 AWG	25.9	960.9
176U 0018 036 **	36 x 18 AWG	27.0	1053.2
176U 0016 002 **	2 x 16 AWG	9.9	151.7
176U 0016 003 **	3 x 16 AWG	10.4	173.6
176U 0016 004 **	4 x 16 AWG	11.2	204.6
176U 0016 005 **	5 x 16 AWG	12.7	251.2
176U 0016 006 **	6 x 16 AWG	13.9	292.2
176U 0016 007 **	7 x 16 AWG	13.9	314.4
176U 0016 008 **	8 x 16 AWG	15.2	368.8
176U 0016 009 **	9 x 16 AWG	16.7	423.8
176U 0016 010 **	10 x 16 AWG	17.9	477.2
176U 0016 012 **	12 x 16 AWG	18.5	528.7
176U 0016 014 **	14 x 16 AWG	19.5	592.6
176U 0016 016 **	16 x 16 AWG	20.6	660.5
176U 0016 018 **	18 x 16 AWG	21.8	730.9
176U 0016 019 **	20 x 16 AWG	22.4	784.8
176U 0016 020 **	21 x 16 AWG	23.0	824.4
176U 0016 021 **	24 x 16 AWG	25.7	968.2
176U 0016 024 **	25 x 16 AWG	26.3	1010.1
176U 0016 025 **	27 x 16 AWG	26.3	1045.5
176U 0016 027 **	30 x 16 AWG	27.3	1137.1
176U 0016 030 **	32 x 16 AWG	28.7	1262.2
176U 0016 032 **	36 x 16 AWG	29.9	1384.3

Part No.	Cores No.+area (AWG)	Approx. Diameter (mm)	Approx. Weight (kg/km)
176U 0016 036 **	2 x 14 AWG	10.7	184.5
176U 0014 002 **	3 x 14 AWG	11.6	223.3
176U 0014 003 **	4 x 14 AWG	12.7	270.1
176U 0014 004 **	5 x 14 AWG	14.0	321.0
176U 0014 005 **	6 x 14 AWG	15.5	388.4
176U 0014 006 **	7 x 14 AWG	15.5	419.6
176U 0014 007 **	8 x 14 AWG	16.8	474.6
176U 0014 008 **	9 x 14 AWG	18.5	545.5
176U 0014 009 **	10 x 14 AWG	19.9	614.9
176U 0014 010 **	12 x 14 AWG	20.5	685.5
176U 0014 012 **	14 x 14 AWG	21.7	771.4
176U 0014 014 **	16 x 14 AWG	22.9	862.2
176U 0014 016 **	18 x 14 AWG	24.3	956.2
176U 0014 018 **	20 x 14 AWG	24.9	1029.9
176U 0014 020 **	21 x 14 AWG	25.6	1082.5
176U 0014 021 **	24 x 14 AWG	28.9	1314.4
176U 0014 024 **	25 x 14 AWG	29.6	1370.9
176U 0014 025 **	27 x 14 AWG	29.6	1422.0
176U 0014 027 **	30 x 14 AWG	30.7	1547.8
176U 0014 030 **	32 x 14 AWG	32.0	1657.9
176U 0014 032 **	36 x 14 AWG	33.3	1823.2
176U 0014 036 **	2 x 12 AWG	12.2	243.9
176U 0012 002 **	3 x 12 AWG	13.0	291.6
176U 0012 003 **	4 x 12 AWG	14.3	355.7
176U 0012 004 **	5 x 12 AWG	15.7	425.1
176U 0012 005 **	7 x 12 AWG	17.2	543.3
176U 0012 006 **	2 x 10 AWG	13.7	320.3
176U 0010 002 **	3 x 10 AWG	14.6	388.4
176U 0010 003 **	4 x 10 AWG	16.1	477.6
176U 0010 004 **	5 x 10 AWG	17.7	573.6
176U 0010 005 **	7 x 10 AWG	19.5	674.4
176U 0010 007 **	3 x 8 AWG	18.8	626.9
176U 0008 003 **	4 x 8 AWG	20.8	774.3
176U 0008 004 **	5 x 8 AWG	23.0	933.2
176U 0008 005 **	7 x 8 AWG	25.3	1210.8
176U 0008 007 **	3 x 6 AWG	23.5	978.1
176U 0006 003 **	4 x 6 AWG	26.1	1213.1
176U 0006 004 **	5 x 6 AWG	28.9	1466.8
176U 0006 005 **	7 x 6 AWG	31.9	1913.2
176U 0006 007 **	3 x 4 AWG	28.6	1440.9
176U 0004 003 **	4 x 4 AWG	31.8	1792.4
176U 0004 004 **	5 x 4 AWG	35.3	2172.0
176U 0004 005 **	7 x 4 AWG	39.0	2843.5
176U 0004 007 **	3 x 2 AWG	34.0	2153.7
176U 0002 003 **	4 x 2 AWG	37.8	2696.1
176U 0002 004 **	5 x 2 AWG	42.1	3278.6
176U 0002 005 **	7 x 2 AWG	46.5	4322.8
176U 0002 007 **	3 x 1/0 AWG	41.8	3168.8
176U 0101 003 **	4 x 1/0 AWG	46.6	3968.9
176U 0101 004 **	5 x 1/0 AWG	51.9	4830.4
176U 0101 005 **	7 x 1/0 AWG	57.4	6374.6
176U 0101 007 **	3 x 2/0 AWG	45.6	3853.4
176U 0201 003 **	4 x 2/0 AWG	50.8	4837.5
176U 0201 004 **	5 x 2/0 AWG	56.6	5895.0
176U 0201 005 **	3 x 3/0 AWG	50.2	4786.4
176U 0301 003 **	4 x 3/0 AWG	56.0	6023.4
176U 0301 004 **	5 x 3/0 AWG	62.3	7349.5
176U 0301 005 **	3 x 4/0 AWG	55.3	5958.9
176U 0401 003 **	4 x 4/0 AWG	61.7	7515.6
176U 0008 004 **	3 x 250 MCM	60.0	6726.7
176U 0250 003 **	4 x 250 MCM	67.0	8467.8
176U 0250 004 **	4 x 350 MCM	73.6	11016.5
176U 0350 004 **			

Note: For more customized products of other specifications or special specifications, please call for consultation.

PUR CONTROL CABLE YP 201U 600V



Application

Cardiffcable YP 201U is approved for used in USA and Canada. It is used as a control and signal cable in machine tools ,machine and appliance construction as well as in the steel industry for difficult and problem areas. The PUR outer sheath, fulfils the highest oil resistance and chemical resistance. It is an extremely robust control cable with high abrasion and tear resistant properties. The high flexibility of this cable makes it easy to install. Suitable for outdoor use.

Recommended: Cardiffcable CP 202U 600V series, when there is external electromagnetic interference.

Construction

Conductor: Fine strands of bare copper, acc. to UL 758.

Insulation: PVC

Insulation colour:

JZ Black core with white numbers and GN/YE

JB Color core and GN/YE

OZ Black core with white numbers

OB Color core

Outer sheath: PUR

Sheath colour: Grey, RAL 7001 or Black, RAL 9005

Technical data

Rated voltage: 600V UL+cUL

Test voltage: 3000V

Insulation resistance: ≥20MΩ・km (20℃)

Bending radius: Flexible applicatin:15x cable diameter

Fixed installation: 4 x cable diameter

Temperature range: Flexible application: −5℃ to +70℃

Fixed installation: −40℃ to +80℃

Burning behavior: Self−extinguishing &flame−retardant acc. to VW−1,FT1

Approvals: UL 20234

Remarks

** represent the core colour

JZ code：01 OZ code：02

JB code：03 OB code：04

Part No.	Cores No.+area (AWG)	Approx. Diameter (mm)	Approx. Weight (kg/km)
201U 0020 002 **	2 x 20 AWG	6.7	60.4
201U 0020 003 **	3 x 20 AWG	7.1	70.1
201U 0020 004 **	4 x 20 AWG	7.8	83.8
201U 0020 005 **	5 x 20 AWG	8.5	98.3
201U 0020 006 **	6 x 20 AWG	9.3	113.2
201U 0020 007 **	7 x 20 AWG	9.3	124.6
201U 0020 008 **	8 x 20 AWG	10.1	141.5
201U 0020 009 **	9 x 20 AWG	11.3	165.2
201U 0020 010 **	10 x 20 AWG	12.3	190.2
201U 0020 012 **	12 x 20 AWG	12.7	214.9
201U 0020 014 **	14 x 20 AWG	13.5	245.1
201U 0020 016 **	16 x 20 AWG	14.4	277.1
201U 0020 018 **	18 x 20 AWG	15.3	310.4
201U 0020 020 **	20 x 20 AWG	15.8	336.6
201U 0020 021 **	21 x 20 AWG	16.2	356.2
201U 0020 024 **	24 x 20 AWG	18.4	424.1
201U 0020 025 **	25 x 20 AWG	18.9	444.9
201U 0020 027 **	27 x 20 AWG	18.9	462.9
201U 0020 030 **	30 x 20 AWG	19.6	508.2
201U 0020 032 **	32 x 20 AWG	20.5	548.6
201U 0020 036 **	36 x 20 AWG	21.4	608.9
201U 0018 002 **	2 x 18 AWG	7.3	74.6
201U 0018 003 **	3 x 18 AWG	7.7	88.1
201U 0018 004 **	4 x 18 AWG	8.4	106.2
201U 0018 005 **	5 x 18 AWG	9.2	125.4
201U 0018 006 **	6 x 18 AWG	10.2	147.5
201U 0018 007 **	7 x 18 AWG	10.2	163.1
201U 0018 008 **	8 x 18 AWG	11.2	187.4
201U 0018 009 **	9 x 18 AWG	12.6	218.2
201U 0018 010 **	10 x 18 AWG	13.6	250.6
201U 0018 012 **	12 x 18 AWG	14.1	284.4
201U 0018 014 **	14 x 18 AWG	15.0	324.8
201U 0018 016 **	16 x 18 AWG	16.0	367.6
201U 0018 018 **	18 x 18 AWG	17.0	411.8
201U 0018 020 **	20 x 18 AWG	17.5	447.3
201U 0018 021 **	21 x 18 AWG	18.0	473.1
201U 0018 024 **	24 x 18 AWG	20.4	561.7
201U 0018 025 **	25 x 18 AWG	20.9	588.9
201U 0018 027 **	27 x 18 AWG	20.9	614.4
201U 0018 030 **	30 x 18 AWG	21.8	675.1
201U 0018 032 **	32 x 18 AWG	22.8	728.2
201U 0018 036 **	36 x 18 AWG	23.8	808.9
201U 0016 002 **	2 x 16 AWG	7.9	92.3
201U 0016 003 **	3 x 16 AWG	8.3	110.7
201U 0016 004 **	4 x 16 AWG	9.2	134.6
201U 0016 005 **	5 x 16 AWG	10.1	162.0
201U 0016 006 **	6 x 16 AWG	11.3	193.1
201U 0016 007 **	7 x 16 AWG	11.3	214.3
201U 0016 008 **	8 x 16 AWG	12.4	246.1
201U 0016 009 **	9 x 16 AWG	13.9	285.9
201U 0016 010 **	10 x 16 AWG	15.0	327.7
201U 0016 012 **	12 x 16 AWG	15.6	373.2
201U 0016 014 **	14 x 16 AWG	16.6	426.9
201U 0016 016 **	16 x 16 AWG	17.7	483.4
201U 0016 018 **	18 x 16 AWG	18.8	541.8
201U 0016 019 **	19 x 16 AWG	19.2	568.2
201U 0016 020 **	20 x 16 AWG	19.4	589.4
201U 0016 021 **	21 x 16 AWG	19.9	623.1
201U 0016 024 **	24 x 16 AWG	22.5	737.8
201U 0016 025 **	25 x 16 AWG	23.1	773.1
201U 0016 027 **	27 x 16 AWG	23.1	808.6
201U 0016 030 **	30 x 16 AWG	24.1	889.1
201U 0016 032 **	32 x 16 AWG	25.2	958.3

Part No.	Cores No.+area (AWG)	Approx. Diameter (mm)	Approx. Weight (kg/km)
201U 0016 036 **	36 x 16 AWG	26.3	1065.5
201U 0014 002 **	2 x 14 AWG	8.6	119.0
201U 0014 003 **	3 x 14 AWG	9.2	145.0
201U 0014 004 **	4 x 14 AWG	10.2	180.4
201U 0014 005 **	5 x 14 AWG	11.4	220.6
201U 0014 006 **	6 x 14 AWG	12.7	262.9
201U 0014 007 **	7 x 14 AWG	12.7	293.0
201U 0014 008 **	8 x 14 AWG	14.0	336.3
201U 0014 009 **	9 x 14 AWG	15.6	389.8
201U 0014 010 **	10 x 14 AWG	16.9	445.8
201U 0014 012 **	12 x 14 AWG	17.6	509.5
201U 0014 014 **	14 x 14 AWG	18.7	583.7
201U 0014 016 **	16 x 14 AWG	19.9	661.4
201U 0014 018 **	18 x 14 AWG	21.1	741.4
201U 0014 020 **	20 x 14 AWG	21.8	808.0
201U 0014 021 **	21 x 14 AWG	22.4	853.7
201U 0014 024 **	24 x 14 AWG	25.4	1008.1
201U 0014 025 **	25 x 14 AWG	26.0	1055.9
201U 0014 027 **	27 x 14 AWG	26.0	1107.0
201U 0014 030 **	30 x 14 AWG	27.1	1218.2
201U 0014 032 **	32 x 14 AWG	28.3	1312.0
201U 0014 036 **	36 x 14 AWG	29.6	1460.1
201U 0012 002 **	2 x 12 AWG	9.7	159.1
201U 0012 003 **	3 x 12 AWG	10.4	200.2
201U 0012 004 **	4 x 12 AWG	11.7	253.1
201U 0012 005 **	5 x 12 AWG	13.0	310.0
201U 0012 006 **	7 x 12 AWG	14.5	413.4
201U 0010 002 **	2 x 10 AWG	11.1	222.6
201U 0010 003 **	3 x 10 AWG	12.0	283.1
201U 0010 004 **	4 x 10 AWG	13.4	359.1
201U 0010 005 **	5 x 10 AWG	15.0	440.4
201U 0010 007 **	7 x 10 AWG	16.7	589.2
201U 0008 003 **	3 x 8 AWG	16.0	484.4
201U 0008 004 **	4 x 8 AWG	17.9	613.2
201U 0008 005 **	5 x 8 AWG	20.0	751.4
201U 0008 007 **	7 x 8 AWG	22.3	1003.1
201U 0006 003 **	3 x 6 AWG	20.5	791.3
201U 0006 004 **	4 x 6 AWG	23.0	1001.1
201U 0006 005 **	5 x 6 AWG	25.8	1226.4
201U 0006 007 **	7 x 6 AWG	28.6	1462.7
201U 0004 003 **	3 x 4 AWG	25.5	1203.7
201U 0004 004 **	4 x 4 AWG	28.5	1522.2
201U 0004 005 **	5 x 4 AWG	31.9	1864.3
201U 0004 007 **	7 x 4 AWG	35.5	2486.1
201U 0002 003 **	3 x 2 AWG	30.6	1860.4
201U 0002 004 **	4 x 2 AWG	34.3	2360.8
201U 0002 005 **	5 x 2 AWG	38.4	2895.3
201U 0002 007 **	7 x 2 AWG	42.7	3874.2
201U 0101 003 **	3 x 1/0 AWG	38.2	2788.2
201U 0101 004 **	4 x 1/0 AWG	42.8	3531.7
201U 0101 005 **	5 x 1/0 AWG	47.8	4328.2
201U 0101 007 **	7 x 1/0 AWG	53.2	5781.2
201U 0201 003 **	3 x 2/0 AWG	41.8	3428.6
201U 0201 004 **	4 x 2/0 AWG	46.8	4348.6
201U 0201 005 **	5 x 2/0 AWG	52.4	5332.2
201U 0301 003 **	3 x 3/0 AWG	46.2	4305.9
201U 0301 004 **	4 x 3/0 AWG	51.7	5469.1
201U 0301 005 **	5 x 3/0 AWG	57.9	6709.9
201U 0401 003 **	3 x 4/0 AWG	51.1	5413.6
201U 0008 004 **	4 x 4/0 AWG	57.3	6884.9
201U 0250 003 **	3 x 250 MCM	55.6	6118.8
201U 0250 004 **	4 x 250 MCM	62.4	7763.1
201U 0350 004 **	4 x 350 MCM	68.7	10215.4

Note: For more customized products of other specifications or special specifications, please call for consultation.

PUR CONTROL CABLE YP 216U 1000V



Application

Cardiffcable YP 216U is approved for used in USA and Canada. It is used as a control and signal cable in machine tools ,machine and appliance construction as well as in the steel industry for difficult and problem areas. The PUR outer sheath, fulfils the highest oil resistance and chemical resistance. It is an extremely robust control cable with high abrasion and tear resistant properties. The high flexibility of this cable makes it easy to install. Suitable for outdoor use.

Recommended: Cardiffcable CP 276U 1000V series, when there is external electromagnetic interference.

Construction

Conductor: Fine strands of bare copper, acc. to UL 758.

Insulation: PVC

Insulation colour:

JZ Black core with white numbers and GN/YE

JB Color core and GN/YE

OZ Black core with white numbers

OB Color core

Outer sheath: PUR

Sheath colour: Grey, RAL 7001 or Black, RAL 9005

Technical data

Rated voltage: 1000V UL+cUL

Test voltage: 4000V

Insulation resistance: ⩾20MΩ・km (20℃)

Bending radius: Flexible applicatin:15x cable diameter

Fixed installation: 4 x cable diameter

Temperature range: Flexible application: –5℃ to +70℃

Fixed installation: –40℃ to +80℃

Burning behavior: Self–extinguishing &flame–retardant acc. to VW–1,FT1

Approvals: UL 20234

Remarks

** represent the core colour

JZ code：01 OZ code：02

JB code：03 OB code：04

Part No.	Cores No.+area (AWG)	Approx. Diameter (mm)	Approx. Weight (kg/km)
216U 0020 002 **	2 x 20 AWG	6.7	60.4
216U 0020 003 **	3 x 20 AWG	7.1	70.1
216U 0020 004 **	4 x 20 AWG	7.8	83.8
216U 0020 005 **	5 x 20 AWG	8.5	98.3
216U 0020 006 **	6 x 20 AWG	9.3	113.2
216U 0020 007 **	7 x 20 AWG	9.3	124.6
216U 0020 008 **	8 x 20 AWG	10.1	141.5
216U 0020 009 **	9 x 20 AWG	11.3	165.2
216U 0020 010 **	10 x 20 AWG	12.3	190.2
216U 0020 012 **	12 x 20 AWG	12.7	214.9
216U 0020 014 **	14 x 20 AWG	13.5	245.1
216U 0020 016 **	16 x 20 AWG	14.4	277.1
216U 0020 018 **	18 x 20 AWG	15.3	310.4
216U 0020 020 **	20 x 20 AWG	15.8	336.6
216U 0020 021 **	21 x 20 AWG	16.2	356.2
216U 0020 024 **	24 x 20 AWG	18.4	424.1
216U 0020 025 **	25 x 20 AWG	18.9	444.9
216U 0020 027 **	27 x 20 AWG	18.9	462.9
216U 0020 030 **	30 x 20 AWG	19.6	508.2
216U 0020 032 **	32 x 20 AWG	20.5	548.6
216U 0020 036 **	36 x 20 AWG	21.4	608.9
216U 0018 002 **	2 x 18 AWG	7.3	74.6
216U 0018 003 **	3 x 18 AWG	7.7	88.1
216U 0018 004 **	4 x 18 AWG	8.4	106.2
216U 0018 005 **	5 x 18 AWG	9.2	125.4
216U 0018 006 **	6 x 18 AWG	10.2	147.5
216U 0018 007 **	7 x 18 AWG	10.2	163.1
216U 0018 008 **	8 x 18 AWG	11.2	187.4
216U 0018 009 **	9 x 18 AWG	12.6	218.2
216U 0018 010 **	10 x 18 AWG	13.6	250.6
216U 0018 012 **	12 x 18 AWG	14.1	284.4
216U 0018 014 **	14 x 18 AWG	15.0	324.8
216U 0018 016 **	16 x 18 AWG	16.0	367.6
216U 0018 018 **	18 x 18 AWG	17.0	411.8
216U 0018 020 **	20 x 18 AWG	17.5	447.3
216U 0018 021 **	21 x 18 AWG	18.0	473.1
216U 0018 024 **	24 x 18 AWG	20.4	561.7
216U 0018 025 **	25 x 18 AWG	20.9	588.9
216U 0018 027 **	27 x 18 AWG	20.9	614.4
216U 0018 030 **	30 x 18 AWG	21.8	675.1
216U 0018 032 **	32 x 18 AWG	22.8	728.2
216U 0018 036 **	36 x 18 AWG	23.8	808.9
216U 0016 002 **	2 x 16 AWG	7.9	92.3
216U 0016 003 **	3 x 16 AWG	8.3	110.7
216U 0016 004 **	4 x 16 AWG	9.2	134.6
216U 0016 005 **	5 x 16 AWG	10.1	162.0
216U 0016 006 **	6 x 16 AWG	11.3	193.1
216U 0016 007 **	7 x 16 AWG	11.3	214.3
216U 0016 008 **	8 x 16 AWG	12.4	246.1
216U 0016 009 **	9 x 16 AWG	13.9	285.9
216U 0016 010 **	10 x 16 AWG	15.0	327.7
216U 0016 012 **	12 x 16 AWG	15.6	373.2
216U 0016 014 **	14 x 16 AWG	16.6	426.9
216U 0016 016 **	16 x 16 AWG	17.7	483.4
216U 0016 018 **	18 x 16 AWG	18.8	541.8
216U 0016 019 **	19 x 16 AWG	19.2	568.2
216U 0016 020 **	20 x 16 AWG	19.4	589.4
216U 0016 021 **	21 x 16 AWG	19.9	623.1
216U 0016 024 **	24 x 16 AWG	22.5	737.8
216U 0016 025 **	25 x 16 AWG	23.1	773.1
216U 0016 027 **	27 x 16 AWG	23.1	808.6
216U 0016 030 **	30 x 16 AWG	24.1	889.1
216U 0016 032 **	32 x 16 AWG	25.2	958.3

Part No.	Cores No.+area (AWG)	Approx. Diameter (mm)	Approx. Weight (kg/km)
216U 0016 036 **	36 x 16 AWG	26.3	1065.5
216U 0014 002 **	2 x 14 AWG	8.6	119.0
216U 0014 003 **	3 x 14 AWG	9.2	145.0
216U 0014 004 **	4 x 14 AWG	10.2	180.4
216U 0014 005 **	5 x 14 AWG	11.4	220.6
216U 0014 006 **	6 x 14 AWG	12.7	262.9
216U 0014 007 **	7 x 14 AWG	12.7	293.0
216U 0014 008 **	8 x 14 AWG	14.0	336.3
216U 0014 009 **	9 x 14 AWG	15.6	389.8
216U 0014 010 **	10 x 14 AWG	16.9	445.8
216U 0014 012 **	12 x 14 AWG	17.6	509.5
216U 0014 014 **	14 x 14 AWG	18.7	583.7
216U 0014 016 **	16 x 14 AWG	19.9	661.4
216U 0014 018 **	18 x 14 AWG	21.1	741.4
216U 0014 020 **	20 x 14 AWG	21.8	808.0
216U 0014 021 **	21 x 14 AWG	22.4	853.7
216U 0014 024 **	24 x 14 AWG	25.4	1008.1
216U 0014 025 **	25 x 14 AWG	26.0	1055.9
216U 0014 027 **	27 x 14 AWG	26.0	1107.0
216U 0014 030 **	30 x 14 AWG	27.1	1218.2
216U 0014 032 **	32 x 14 AWG	28.3	1312.0
216U 0014 036 **	36 x 14 AWG	29.6	1460.1
216U 0012 002 **	2 x 12 AWG	9.7	159.1
216U 0012 003 **	3 x 12 AWG	10.4	200.2
216U 0012 004 **	4 x 12 AWG	11.7	253.1
216U 0012 005 **	5 x 12 AWG	13.0	310.0
216U 0012 006 **	7 x 12 AWG	14.5	413.4
216U 0010 002 **	2 x 10 AWG	11.1	222.6
216U 0010 003 **	3 x 10 AWG	12.0	283.1
216U 0010 004 **	4 x 10 AWG	13.4	359.1
216U 0010 005 **	5 x 10 AWG	15.0	440.4
216U 0010 007 **	7 x 10 AWG	16.7	589.2
216U 0008 003 **	3 x 8 AWG	16.0	484.4
216U 0008 004 **	4 x 8 AWG	17.9	613.2
216U 0008 005 **	5 x 8 AWG	20.0	751.4
216U 0008 007 **	7 x 8 AWG	22.3	1003.1
216U 0006 003 **	3 x 6 AWG	20.5	791.3
216U 0006 004 **	4 x 6 AWG	23.0	1001.1
216U 0006 005 **	5 x 6 AWG	25.8	1226.4
216U 0006 007 **	7 x 6 AWG	28.6	1462.7
216U 0004 003 **	3 x 4 AWG	25.5	1203.7
216U 0004 004 **	4 x 4 AWG	28.5	1522.2
216U 0004 005 **	5 x 4 AWG	31.9	1864.3
216U 0004 007 **	7 x 4 AWG	35.5	2486.1
216U 0002 003 **	3 x 2 AWG	30.6	1860.4
216U 0002 004 **	4 x 2 AWG	34.3	2360.8
216U 0002 005 **	5 x 2 AWG	38.4	2895.3
216U 0002 007 **	7 x 2 AWG	42.7	3874.2
216U 0101 003 **	3 x 1/0 AWG	38.2	2788.2
216U 0101 004 **	4 x 1/0 AWG	42.8	3531.7
216U 0101 005 **	5 x 1/0 AWG	47.8	4328.2
216U 0101 007 **	7 x 1/0 AWG	53.2	5781.2
216U 0201 003 **	3 x 2/0 AWG	41.8	3428.6
216U 0201 004 **	4 x 2/0 AWG	46.8	4348.6
216U 0201 005 **	5 x 2/0 AWG	52.4	5332.2
216U 0301 003 **	3 x 3/0 AWG	46.2	4305.9
216U 0301 004 **	4 x 3/0 AWG	51.7	5469.1
216U 0301 005 **	5 x 3/0 AWG	57.9	6709.9
216U 0401 003 **	3 x 4/0 AWG	51.1	5413.6
216U 0008 004 **	4 x 4/0 AWG	57.3	6884.9
216U 0250 003 **	3 x 250 MCM	55.6	6118.8
216U 0250 004 **	4 x 250 MCM	62.4	7763.1
216U 0350 004 **	4 x 350 MCM	68.7	10215.4

Note: For more customized products of other specifications or special specifications, please call for consultation.

PUR CONTROL CABLE SHIELDED CP 202U 600V



Application

Cardiffcable CP 202U is approved for used in USA and Canada. It is used as a control and signal cable in machine tools ,machine and appliance construction as well as in the steel industry for difficult and problem areas. The copper shield protects against any electrical interference. The PUR outer sheath, fulfils the highest oil resistance and chemical resistance. It is an extremely robust control cable with high abrasion and tear resistant properties. The high flexibility of this cable makes it easy to install. Suitable for outdoor use.

Construction

Conductor: Fine strands of bare copper, acc. to UL 758.
Insulation: PVC
Insulation colour:
JZ Black core with white numbers and GN/YE
JB Color core and GN/YE
OZ Black core with white numbers
OB Color core
Shield: Tinned copper braid
Outer sheath: PUR
Sheath colour: Grey, RAL 7001 or Black, RAL 9005

Technical data

Rated voltage: 600V UL+cUL
Test voltage: 3000V
Insulation resistance: ≥20MΩ・km (20℃)
Bending radius: Flexible applicatin:20 x cable diameter
Fixed installation: 6 x cable diameter
Temperature range: Flexible application: –5℃ to +70℃
Fixed installation: –40℃ to +80℃
Burning behavior: Self–extinguishing &flame–retardant acc. to VW–1,FT1
Approvals: UL 20234

Remarks

** represent the core colour

JZ code：01 OZ code：02
JB code：03 OB code：04

Part No.	Cores No.+area (AWG)	Approx. Diameter (mm)	Approx. Weight (kg/km)
202U 0020 002 **	2 x 20 AWG	7.3	68.6
202U 0020 003 **	3 x 20 AWG	7.7	83.1
202U 0020 004 **	4 x 20 AWG	8.3	99.7
202U 0020 005 **	5 x 20 AWG	9.1	116.8
202U 0020 006 **	6 x 20 AWG	9.9	135.2
202U 0020 007 **	7 x 20 AWG	9.9	146.6
202U 0020 008 **	8 x 20 AWG	10.8	167.5
202U 0020 009 **	9 x 20 AWG	12.0	192.5
202U 0020 010 **	10 x 20 AWG	12.9	214.7
202U 0020 012 **	12 x 20 AWG	13.6	256.4
202U 0020 014 **	14 x 20 AWG	14.4	290.0
202U 0020 016 **	16 x 20 AWG	15.2	325.2
202U 0020 018 **	18 x 20 AWG	16.2	361.5
202U 0020 020 **	20 x 20 AWG	16.6	391.5
202U 0020 021 **	21 x 20 AWG	17.1	409.8
202U 0020 024 **	24 x 20 AWG	19.2	479.0
202U 0020 025 **	25 x 20 AWG	19.7	498.5
202U 0020 027 **	27 x 20 AWG	19.7	521.3
202U 0020 030 **	30 x 20 AWG	20.5	569.5
202U 0020 032 **	32 x 20 AWG	21.4	608.2
202U 0020 036 **	36 x 20 AWG	22.3	671.0
202U 0018 002 **	2 x 18 AWG	7.8	81.5
202U 0018 003 **	3 x 18 AWG	8.3	100.6
202U 0018 004 **	4 x 18 AWG	9.0	122.1
202U 0018 005 **	5 x 18 AWG	9.9	145.0
202U 0018 006 **	6 x 18 AWG	10.9	171.3
202U 0018 007 **	7 x 18 AWG	10.9	187.0
202U 0018 008 **	8 x 18 AWG	11.9	214.0
202U 0018 009 **	9 x 18 AWG	13.4	258.7
202U 0018 010 **	10 x 18 AWG	14.4	288.2
202U 0018 012 **	12 x 18 AWG	14.9	327.0
202U 0018 014 **	14 x 18 AWG	15.8	371.2
202U 0018 016 **	16 x 18 AWG	16.8	417.3
202U 0018 018 **	18 x 18 AWG	17.8	464.8
202U 0018 020 **	20 x 18 AWG	18.3	504.6
202U 0018 021 **	21 x 18 AWG	18.8	528.6
202U 0018 024 **	24 x 18 AWG	21.2	617.4
202U 0018 025 **	25 x 18 AWG	21.7	642.7
202U 0018 027 **	27 x 18 AWG	21.7	674.1
202U 0018 030 **	30 x 18 AWG	22.6	737.9
202U 0018 032 **	32 x 18 AWG	23.6	788.3
202U 0018 036 **	36 x 18 AWG	24.6	871.6
202U 0016 002 **	2 x 16 AWG	8.4	97.5
202U 0016 003 **	3 x 16 AWG	8.9	122.5
202U 0016 004 **	4 x 16 AWG	9.7	150.2
202U 0016 005 **	5 x 16 AWG	10.8	183.2
202U 0016 006 **	6 x 16 AWG	12.0	217.0
202U 0016 007 **	7 x 16 AWG	12.0	238.3
202U 0016 008 **	8 x 16 AWG	13.2	285.7
202U 0016 009 **	9 x 16 AWG	14.7	327.5
202U 0016 010 **	10 x 16 AWG	15.9	365.1
202U 0016 012 **	12 x 16 AWG	16.4	416.4
202U 0016 014 **	14 x 16 AWG	17.4	474.2
202U 0016 016 **	16 x 16 AWG	18.5	534.2
202U 0016 018 **	18 x 16 AWG	19.6	595.9
202U 0016 019 **	19 x 16 AWG	20.0	623.7
202U 0016 020 **	20 x 16 AWG	20.2	648.6
202U 0016 021 **	21 x 16 AWG	20.8	679.7
202U 0016 024 **	24 x 16 AWG	23.4	793.2
202U 0016 025 **	25 x 16 AWG	24.0	826.0
202U 0016 027 **	27 x 16 AWG	24.0	868.6
202U 0016 030 **	30 x 16 AWG	24.9	952.4
202U 0016 032 **	32 x 16 AWG	26.3	1060.0

Part No.	Cores No.+area (AWG)	Approx. Diameter (mm)	Approx. Weight (kg/km)
202U 0016 036 **	36 x 16 AWG	27.4	1171.6
202U 0014 002 **	2 x 14 AWG	9.2	121.1
202U 0014 003 **	3 x 14 AWG	9.8	156.1
202U 0014 004 **	4 x 14 AWG	10.9	197.6
202U 0014 005 **	5 x 14 AWG	12.1	241.1
202U 0014 006 **	6 x 14 AWG	13.5	299.4
202U 0014 007 **	7 x 14 AWG	13.5	329.4
202U 0014 008 **	8 x 14 AWG	14.8	376.9
202U 0014 009 **	9 x 14 AWG	16.5	431.8
202U 0014 010 **	10 x 14 AWG	17.7	481.7
202U 0014 012 **	12 x 14 AWG	18.4	552.4
202U 0014 014 **	14 x 14 AWG	19.5	631.0
202U 0014 016 **	16 x 14 AWG	20.7	712.4
202U 0014 018 **	18 x 14 AWG	22.0	795.9
202U 0014 020 **	20 x 14 AWG	22.6	868.3
202U 0014 021 **	21 x 14 AWG	23.2	910.4
202U 0014 024 **	24 x 14 AWG	26.4	1104.1
202U 0014 025 **	25 x 14 AWG	27.1	1149.4
202U 0014 027 **	27 x 14 AWG	27.1	1209.5
202U 0014 030 **	30 x 14 AWG	28.2	1325.9
202U 0014 032 **	32 x 14 AWG	29.4	1415.9
202U 0014 036 **	36 x 14 AWG	30.7	1568.4
202U 0012 002 **	2 x 12 AWG	10.4	158.9
202U 0012 003 **	3 x 12 AWG	11.1	210.5
202U 0012 004 **	4 x 12 AWG	12.4	268.3
202U 0012 005 **	5 x 12 AWG	13.7	328.7
202U 0012 006 **	7 x 12 AWG	15.2	434.9
202U 0010 002 **	2 x 10 AWG	11.8	215.0
202U 0010 003 **	3 x 10 AWG	12.7	288.7
202U 0010 004 **	4 x 10 AWG	14.1	370.4
202U 0010 005 **	5 x 10 AWG	15.7	455.4
202U 0010 007 **	7 x 10 AWG	17.4	606.9
202U 0008 003 **	3 x 8 AWG	16.7	471.2
202U 0008 004 **	4 x 8 AWG	18.6	607.3
202U 0008 005 **	5 x 8 AWG	20.7	749.1
202U 0008 007 **	7 x 8 AWG	23.0	1002.6
202U 0006 003 **	3 x 6 AWG	21.2	744.3
202U 0006 004 **	4 x 6 AWG	23.7	963.2
202U 0006 005 **	5 x 6 AWG	26.4	1191.3
202U 0006 007 **	7 x 6 AWG	29.3	1600.8
202U 0004 003 **	3 x 4 AWG	26.2	1105.6
202U 0004 004 **	4 x 4 AWG	29.2	1435.0
202U 0004 005 **	5 x 4 AWG	32.6	1778.0
202U 0004 007 **	7 x 4 AWG	36.1	2395.8
202U 0002 003 **	3 x 2 AWG	31.3	1860.4
202U 0002 004 **	4 x 2 AWG	35.0	2360.8
202U 0002 005 **	5 x 2 AWG	39.1	2895.3
202U 0002 007 **	7 x 2 AWG	43.3	3874.2
202U 0101 003 **	3 x 1/0 AWG	38.9	2788.2
202U 0101 004 **	4 x 1/0 AWG	43.5	3531.7
202U 0101 005 **	5 x 1/0 AWG	48.5	4328.2
202U 0101 007 **	7 x 1/0 AWG	53.8	5781.2
202U 0201 003 **	3 x 2/0 AWG	42.5	3050.9
202U 0201 004 **	4 x 2/0 AWG	47.5	3986.8
202U 0201 005 **	5 x 2/0 AWG	53.1	4958.3
202U 0301 003 **	3 x 3/0 AWG	46.9	3824.2
202U 0301 004 **	4 x 3/0 AWG	52.4	5004.2
202U 0301 005 **	5 x 3/0 AWG	58.6	6227.6
202U 0401 003 **	3 x 4/0 AWG	51.8	4801.0
202U 0008 004 **	4 x 4/0 AWG	57.9	6290.4
202U 0250 003 **	3 x 250 MCM	56.3	5371.3
202U 0250 004 **	4 x 250 MCM	63.1	7034.5
202U 0350 004 **	4 x 350 MCM	69.4	9300.7

Note: For more customized products of other specifications or special specifications, please call for consultation.

PUR CONTROL CABLE SHIELDED CP 272U 1000V



Application

Cardiffcable CP 272U is approved for used in USA and Canada. It is used as a control and signal cable in machine tools ,machine and appliance construction as well as in the steel industry for difficult and problem areas. The copper shield protects against any electrical interference. The PUR outer sheath, fulfils the highest oil resistance and chemical resistance. It is an extremely robust control cable with high abrasion and tear resistant properties. The high flexibility of this cable makes it easy to install. Suitable for outdoor use.

Construction

Conductor: Fine strands of bare copper, acc. to UL 758.
Insulation: PVC
Insulation colour:
JZ Black core with white numbers and GN/YE
JB Color core and GN/YE
OZ Black core with white numbers
OB Color core
Shield: Tinned copper braid
Outer sheath: PUR
Sheath colour: Grey, RAL 7001 or Black, RAL 9005

Technical data

Rated voltage: 1000V UL+cUL
Test voltage: 4000V
Insulation resistance: ⩾20MΩ・km (20℃)
Bending radius: Flexible applicatin:20x cable diameter
Fixed installation: 6 x cable diameter
Temperature range: Flexible application: –5℃ to +70℃
Fixed installation: –40℃ to +80℃
Burning behavior: Self–extinguishing &flame–retardant acc. to VW–1,FT1
Approvals: UL 20234

Remarks

** represent the core colour

JZ code：01 OZ code：02
JB code：03 OB code：04

Part No.	Cores No.+area (AWG)	Approx. Diameter (mm)	Approx. Weight (kg/km)
272U 0020 002 **	2 x 20 AWG	7.3	68.6
272U 0020 003 **	3 x 20 AWG	7.7	83.1
272U 0020 004 **	4 x 20 AWG	8.3	99.7
272U 0020 005 **	5 x 20 AWG	9.1	116.8
272U 0020 006 **	6 x 20 AWG	9.9	135.2
272U 0020 007 **	7 x 20 AWG	9.9	146.6
272U 0020 008 **	8 x 20 AWG	10.8	167.5
272U 0020 009 **	9 x 20 AWG	12.0	192.5
272U 0020 010 **	10 x 20 AWG	12.9	214.7
272U 0020 012 **	12 x 20 AWG	13.6	256.4
272U 0020 014 **	14 x 20 AWG	14.4	290.0
272U 0020 016 **	16 x 20 AWG	15.2	325.2
272U 0020 018 **	18 x 20 AWG	16.2	361.5
272U 0020 020 **	20 x 20 AWG	16.6	391.5
272U 0020 021 **	21 x 20 AWG	17.1	409.8
272U 0020 024 **	24 x 20 AWG	19.2	479.0
272U 0020 025 **	25 x 20 AWG	19.7	498.5
272U 0020 027 **	27 x 20 AWG	19.7	521.3
272U 0020 030 **	30 x 20 AWG	20.5	569.5
272U 0020 032 **	32 x 20 AWG	21.4	608.2
272U 0020 036 **	36 x 20 AWG	22.3	671.0
272U 0018 002 **	2 x 18 AWG	7.8	81.5
272U 0018 003 **	3 x 18 AWG	8.3	100.6
272U 0018 004 **	4 x 18 AWG	9.0	122.1
272U 0018 005 **	5 x 18 AWG	9.9	145.0
272U 0018 006 **	6 x 18 AWG	10.9	171.3
272U 0018 007 **	7 x 18 AWG	10.9	187.0
272U 0018 008 **	8 x 18 AWG	11.9	214.0
272U 0018 009 **	9 x 18 AWG	13.4	258.7
272U 0018 010 **	10 x 18 AWG	14.4	288.2
272U 0018 012 **	12 x 18 AWG	14.9	327.0
272U 0018 014 **	14 x 18 AWG	15.8	371.2
272U 0018 016 **	16 x 18 AWG	16.8	417.3
272U 0018 018 **	18 x 18 AWG	17.8	464.8
272U 0018 020 **	20 x 18 AWG	18.3	504.6
272U 0018 021 **	21 x 18 AWG	18.8	528.6
272U 0018 024 **	24 x 18 AWG	21.2	617.4
272U 0018 025 **	25 x 18 AWG	21.7	642.7
272U 0018 027 **	27 x 18 AWG	21.7	674.1
272U 0018 030 **	30 x 18 AWG	22.6	737.9
272U 0018 032 **	32 x 18 AWG	23.6	788.3
272U 0018 036 **	36 x 18 AWG	24.6	871.6
272U 0016 002 **	2 x 16 AWG	8.4	97.5
272U 0016 003 **	3 x 16 AWG	8.9	122.5
272U 0016 004 **	4 x 16 AWG	9.7	150.2
272U 0016 005 **	5 x 16 AWG	10.8	183.2
272U 0016 006 **	6 x 16 AWG	12.0	217.0
272U 0016 007 **	7 x 16 AWG	12.0	238.3
272U 0016 008 **	8 x 16 AWG	13.2	285.7
272U 0016 009 **	9 x 16 AWG	14.7	327.5
272U 0016 010 **	10 x 16 AWG	15.9	365.1
272U 0016 012 **	12 x 16 AWG	16.4	416.4
272U 0016 014 **	14 x 16 AWG	17.4	474.2
272U 0016 016 **	16 x 16 AWG	18.5	534.2
272U 0016 018 **	18 x 16 AWG	19.6	595.9
272U 0016 019 **	19 x 16 AWG	20.0	623.7
272U 0016 020 **	20 x 16 AWG	20.2	648.6
272U 0016 021 **	21 x 16 AWG	20.8	679.7
272U 0016 024 **	24 x 16 AWG	23.4	793.2
272U 0016 025 **	25 x 16 AWG	24.0	826.0
272U 0016 027 **	27 x 16 AWG	24.0	868.6
272U 0016 030 **	30 x 16 AWG	24.9	952.4
272U 0016 032 **	32 x 16 AWG	26.3	1060.0

Part No.	Cores No.+area (AWG)	Approx. Diameter (mm)	Approx. Weight (kg/km)
272U 0016 036 **	36 x 16 AWG	27.4	1171.6
272U 0014 002 **	2 x 14 AWG	9.2	121.1
272U 0014 003 **	3 x 14 AWG	9.8	156.1
272U 0014 004 **	4 x 14 AWG	10.9	197.6
272U 0014 005 **	5 x 14 AWG	12.1	241.1
272U 0014 006 **	6 x 14 AWG	13.5	299.4
272U 0014 007 **	7 x 14 AWG	13.5	329.4
272U 0014 008 **	8 x 14 AWG	14.8	376.9
272U 0014 009 **	9 x 14 AWG	16.5	431.8
272U 0014 010 **	10 x 14 AWG	17.7	481.7
272U 0014 012 **	12 x 14 AWG	18.4	552.4
272U 0014 014 **	14 x 14 AWG	19.5	631.0
272U 0014 016 **	16 x 14 AWG	20.7	712.4
272U 0014 018 **	18 x 14 AWG	22.0	795.9
272U 0014 020 **	20 x 14 AWG	22.6	868.3
272U 0014 021 **	21 x 14 AWG	23.2	910.4
272U 0014 024 **	24 x 14 AWG	26.4	1104.1
272U 0014 025 **	25 x 14 AWG	27.1	1149.4
272U 0014 027 **	27 x 14 AWG	27.1	1209.5
272U 0014 030 **	30 x 14 AWG	28.2	1325.9
272U 0014 032 **	32 x 14 AWG	29.4	1415.9
272U 0014 036 **	36 x 14 AWG	30.7	1568.4
272U 0012 002 **	2 x 12 AWG	10.4	158.9
272U 0012 003 **	3 x 12 AWG	11.1	210.5
272U 0012 004 **	4 x 12 AWG	12.4	268.3
272U 0012 005 **	5 x 12 AWG	13.7	328.7
272U 0012 006 **	7 x 12 AWG	15.2	434.9
272U 0010 002 **	2 x 10 AWG	11.8	215.0
272U 0010 003 **	3 x 10 AWG	12.7	288.7
272U 0010 004 **	4 x 10 AWG	14.1	370.4
272U 0010 005 **	5 x 10 AWG	15.7	455.4
272U 0010 007 **	7 x 10 AWG	17.4	606.9
272U 0008 003 **	3 x 8 AWG	16.7	471.2
272U 0008 004 **	4 x 8 AWG	18.6	607.3
272U 0008 005 **	5 x 8 AWG	20.7	749.1
272U 0008 007 **	7 x 8 AWG	23.0	1002.6
272U 0006 003 **	3 x 6 AWG	21.2	744.3
272U 0006 004 **	4 x 6 AWG	23.7	963.2
272U 0006 005 **	5 x 6 AWG	26.4	1191.3
272U 0006 007 **	7 x 6 AWG	29.3	1600.8
272U 0004 003 **	3 x 4 AWG	26.2	1105.6
272U 0004 004 **	4 x 4 AWG	29.2	1435.0
272U 0004 005 **	5 x 4 AWG	32.6	1778.0
272U 0004 007 **	7 x 4 AWG	36.1	2395.8
272U 0002 003 **	3 x 2 AWG	31.3	1860.4
272U 0002 004 **	4 x 2 AWG	35.0	2360.8
272U 0002 005 **	5 x 2 AWG	39.1	2895.3
272U 0002 007 **	7 x 2 AWG	43.3	3874.2
272U 0101 003 **	3 x 1/0 AWG	38.9	2788.2
272U 0101 004 **	4 x 1/0 AWG	43.5	3531.7
272U 0101 005 **	5 x 1/0 AWG	48.5	4328.2
272U 0101 007 **	7 x 1/0 AWG	53.8	5781.2
272U 0201 003 **	3 x 2/0 AWG	42.5	3050.9
272U 0201 004 **	4 x 2/0 AWG	47.5	3986.8
272U 0201 005 **	5 x 2/0 AWG	53.1	4958.3
272U 0301 003 **	3 x 3/0 AWG	46.9	3824.2
272U 0301 004 **	4 x 3/0 AWG	52.4	5004.2
272U 0301 005 **	5 x 3/0 AWG	58.6	6227.6
272U 0401 003 **	3 x 4/0 AWG	51.8	4801.0
272U 0008 004 **	4 x 4/0 AWG	57.9	6290.4
272U 0250 003 **	3 x 250 MCM	56.3	5371.3
272U 0250 004 **	4 x 250 MCM	63.1	7034.5
272U 0350 004 **	4 x 350 MCM	69.4	9300.7

Note: For more customized products of other specifications or special specifications, please call for consultation.

PUR CONTROL CABLE SHIELDED 2–CP 212U 600V



Application

Cardiffcable 2–CP 212U is approved for used in USA and Canada. It is used as a control and signal cable in machine tools ,machine and appliance construction as well as in the steel industry for difficult and problem areas. Inner sheath provide additional mechanical protection. The copper shield protects against any electrical interference. The PUR outer sheath, fulfils the highest oil resistance and chemical resistance. It is an extremely robust control cable with high abrasion and tear resistant properties. The high flexibility of this cable makes it easy to install. Suitable for outdoor use.

Construction

Conductor: Fine strands of bare copper, acc. to UL 758.
Insulation: PVC
Insulation colour:
JZ Black core with white numbers and GN/YE
JB Color core and GN/YE
OZ Black core with white numbers
OB Color core
Inner sheath: PVC
Shield: Tinned copper braid
Outer sheath: PUR
Sheath colour: Grey, RAL 7001 or Black, RAL 9005

Technical data

Rated voltage: 600V UL+cUL
Test voltage: 3000V
Insulation resistance: ≥20MΩ・km (20℃)
Bending radius: Flexible applicatin:20 x cable diameter
Fixed installation: 6 x cable diameter
Temperature range: Flexible application: –5℃ to +70℃
Fixed installation: –40℃ to +80℃
Burning behavior: Self–extinguishing &flame–retardant acc. to VW–1,FT1
Approvals: UL 20234

Remarks

** represent the core colour

JZ code：01 OZ code：02
JB code：03 OB code：04

Part No.	Cores No.+area (AWG)	Approx. Diameter (mm)	Approx. Weight (kg/km)
212U 0020 002 **	2 x 20 AWG	8.7	110.0
212U 0020 003 **	3 x 20 AWG	9.1	122.7
212U 0020 004 **	4 x 20 AWG	9.8	141.8
212U 0020 005 **	5 x 20 AWG	10.5	162.5
212U 0020 006 **	6 x 20 AWG	11.7	192.6
212U 0020 007 **	7 x 20 AWG	11.7	204.5
212U 0020 008 **	8 x 20 AWG	12.6	230.4
212U 0020 009 **	9 x 20 AWG	13.9	264.9
212U 0020 010 **	10 x 20 AWG	14.9	298.2
212U 0020 012 **	12 x 20 AWG	15.5	340.8
212U 0020 014 **	14 x 20 AWG	16.3	379.1
212U 0020 016 **	16 x 20 AWG	17.3	420.1
212U 0020 018 **	18 x 20 AWG	18.2	462.8
212U 0020 020 **	20 x 20 AWG	18.7	493.9
212U 0020 021 **	21 x 20 AWG	19.2	518.2
212U 0020 024 **	24 x 20 AWG	21.4	608.9
212U 0020 025 **	25 x 20 AWG	21.9	634.7
212U 0020 027 **	27 x 20 AWG	21.9	652.7
212U 0020 030 **	30 x 20 AWG	22.7	706.6
212U 0020 032 **	32 x 20 AWG	23.6	756.6
212U 0020 036 **	36 x 20 AWG	24.6	827.0
212U 0018 002 **	2 x 18 AWG	9.3	128.8
212U 0018 003 **	3 x 18 AWG	9.7	145.5
212U 0018 004 **	4 x 18 AWG	10.5	169.9
212U 0018 005 **	5 x 18 AWG	11.7	204.4
212U 0018 006 **	6 x 18 AWG	12.7	237.0
212U 0018 007 **	7 x 18 AWG	12.7	253.4
212U 0018 008 **	8 x 18 AWG	13.8	286.0
212U 0018 009 **	9 x 18 AWG	15.3	342.5
212U 0018 010 **	10 x 18 AWG	16.4	385.2
212U 0018 012 **	12 x 18 AWG	17.0	424.3
212U 0018 014 **	14 x 18 AWG	17.9	473.8
212U 0018 016 **	16 x 18 AWG	18.9	526.7
212U 0018 018 **	18 x 18 AWG	19.9	581.6
212U 0018 020 **	20 x 18 AWG	20.5	622.7
212U 0018 021 **	21 x 18 AWG	21.0	653.8
212U 0018 024 **	24 x 18 AWG	23.5	768.0
212U 0018 025 **	25 x 18 AWG	24.0	801.0
212U 0018 027 **	27 x 18 AWG	24.0	826.5
212U 0018 030 **	30 x 18 AWG	24.9	897.0
212U 0018 032 **	32 x 18 AWG	25.9	960.9
212U 0018 036 **	36 x 18 AWG	27.0	1053.2
212U 0016 002 **	2 x 16 AWG	9.9	151.7
212U 0016 003 **	3 x 16 AWG	10.4	173.6
212U 0016 004 **	4 x 16 AWG	11.2	204.6
212U 0016 005 **	5 x 16 AWG	12.7	251.2
212U 0016 006 **	6 x 16 AWG	13.9	292.2
212U 0016 007 **	7 x 16 AWG	13.9	314.4
212U 0016 008 **	8 x 16 AWG	15.2	368.8
212U 0016 009 **	9 x 16 AWG	16.7	423.8
212U 0016 010 **	10 x 16 AWG	17.9	477.2
212U 0016 012 **	12 x 16 AWG	18.5	528.7
212U 0016 014 **	14 x 16 AWG	19.5	592.6
212U 0016 016 **	16 x 16 AWG	20.6	660.5
212U 0016 018 **	18 x 16 AWG	21.8	730.9
212U 0016 020 **	20 x 16 AWG	22.4	784.8
212U 0016 021 **	21 x 16 AWG	23.0	824.4
212U 0016 024 **	24 x 16 AWG	25.7	968.2
212U 0016 025 **	25 x 16 AWG	26.3	1010.1
212U 0016 027 **	27 x 16 AWG	26.3	1045.5
212U 0016 030 **	30 x 16 AWG	27.3	1137.1
212U 0016 032 **	32 x 16 AWG	28.7	1262.2
212U 0016 036 **	36 x 16 AWG	29.9	1384.3

Part No.	Cores No.+area (AWG)	Approx. Diameter (mm)	Approx. Weight (kg/km)
212U 0014 002 **	2 x 14 AWG	10.7	184.5
212U 0014 003 **	3 x 14 AWG	11.6	223.3
212U 0014 004 **	4 x 14 AWG	12.7	270.1
212U 0014 005 **	5 x 14 AWG	14.0	321.0
212U 0014 006 **	6 x 14 AWG	15.5	388.4
212U 0014 007 **	7 x 14 AWG	15.5	419.6
212U 0014 008 **	8 x 14 AWG	16.8	474.6
212U 0014 009 **	9 x 14 AWG	18.5	545.5
212U 0014 010 **	10 x 14 AWG	19.9	614.9
212U 0014 012 **	12 x 14 AWG	20.5	685.5
212U 0014 014 **	14 x 14 AWG	21.7	771.4
212U 0014 016 **	16 x 14 AWG	22.9	862.2
212U 0014 018 **	18 x 14 AWG	24.3	956.2
212U 0014 020 **	20 x 14 AWG	24.9	1029.9
212U 0014 021 **	21 x 14 AWG	25.6	1082.5
212U 0014 024 **	24 x 14 AWG	28.9	1314.4
212U 0014 025 **	25 x 14 AWG	29.6	1370.9
212U 0014 027 **	27 x 14 AWG	29.6	1422.0
212U 0014 030 **	30 x 14 AWG	30.7	1547.8
212U 0014 032 **	32 x 14 AWG	32.0	1657.9
212U 0014 036 **	36 x 14 AWG	33.3	1823.2
212U 0012 002 **	2 x 12 AWG	12.2	243.9
212U 0012 003 **	3 x 12 AWG	13.0	291.6
212U 0012 004 **	4 x 12 AWG	14.3	355.7
212U 0012 005 **	5 x 12 AWG	15.7	425.1
212U 0012 006 **	7 x 12 AWG	17.2	543.3
212U 0010 002 **	2 x 10 AWG	13.7	320.3
212U 0010 003 **	3 x 10 AWG	14.6	388.4
212U 0010 004 **	4 x 10 AWG	16.1	477.6
212U 0010 005 **	5 x 10 AWG	17.7	573.6
212U 0010 007 **	7 x 10 AWG	19.5	674.4
212U 0008 003 **	3 x 8 AWG	18.8	626.9
212U 0008 004 **	4 x 8 AWG	20.8	774.3
212U 0008 005 **	5 x 8 AWG	23.0	933.2
212U 0008 007 **	7 x 8 AWG	25.3	1210.8
212U 0006 003 **	3 x 6 AWG	23.5	978.1
212U 0006 004 **	4 x 6 AWG	26.1	1213.1
212U 0006 005 **	5 x 6 AWG	28.9	1466.8
212U 0006 007 **	7 x 6 AWG	31.9	1913.2
212U 0004 003 **	3 x 4 AWG	28.6	1440.9
212U 0004 004 **	4 x 4 AWG	31.8	1792.4
212U 0004 005 **	5 x 4 AWG	35.3	2172.0
212U 0004 007 **	7 x 4 AWG	39.0	2843.5
212U 0002 003 **	3 x 2 AWG	34.0	2153.7
212U 0002 004 **	4 x 2 AWG	37.8	2696.1
212U 0002 005 **	5 x 2 AWG	42.1	3278.6
212U 0002 007 **	7 x 2 AWG	46.5	4322.8
212U 0101 003 **	3 x 1/0 AWG	41.8	3168.8
212U 0101 004 **	4 x 1/0 AWG	46.6	3968.9
212U 0101 005 **	5 x 1/0 AWG	51.9	4830.4
212U 0101 007 **	7 x 1/0 AWG	57.4	6374.6
212U 0201 003 **	3 x 2/0 AWG	45.6	3853.4
212U 0201 004 **	4 x 2/0 AWG	50.8	4837.5
212U 0201 005 **	5 x 2/0 AWG	56.6	5895.0
212U 0301 003 **	3 x 3/0 AWG	50.2	4786.4
212U 0301 004 **	4 x 3/0 AWG	56.0	6023.4
212U 0301 005 **	5 x 3/0 AWG	62.3	7349.5
212U 0401 003 **	3 x 4/0 AWG	55.3	5958.9
212U 0008 004 **	4 x 4/0 AWG	61.7	7515.6
212U 0250 003 **	3 x 250 MCM	60.0	6726.7
212U 0250 004 **	4 x 250 MCM	67.0	8467.8
212U 0350 004 **	4 x 350 MCM	73.6	11016.5

Note: For more customized products of other specifications or special specifications, please call for consultation.

PUR CONTROL CABLE SHIELDED 2–CP 276U 1000V



Application

Cardiffcable 2–CP 276U is approved for used in USA and Canada. It is used as a control and signal cable in machine tools ,machine and appliance construction as well as in the steel industry for difficult and problem areas. Inner sheath provide additional mechanical protection. The copper shield protects against any electrical interference. The PUR outer sheath, fulfils the highest oil resistance and chemical resistance. It is an extremely robust control cable with high abrasion and tear resistant properties. The high flexibility of this cable makes it easy to install. Suitable for outdoor use.

Construction

Conductor: Fine strands of bare copper, acc. to UL 758.
Insulation: PVC
Insulation colour:

JZ Black core with white numbers and GN/YE
JB Color core and GN/YE
OZ Black core with white numbers
OB Color core

Inner sheath: PVC
Shield: Tinned copper braid
Outer sheath: PUR
Sheath colour: Grey, RAL 7001 or Black, RAL 9005

Technical data

Rated voltage: 1000V UL+cUL
Test voltage: 4000V
Insulation resistance: ≥20MΩ・km (20℃)
Bending radius: Flexible applicatin:20x cable diameter
Fixed installation: 6 x cable diameter
Temperature range: Flexible application: –5℃ to +70℃
Fixed installation: –40℃ to +80℃
Burning behavior: Self–extinguishing &flame–retardant acc. to VW–1,FT1
Approvals: UL 20234

Remarks

** represent the core colour

JZ code：01 OZ code：02
JB code：03 OB code：04

Part No.	Cores No.+area (AWG)	Approx. Diameter (mm)	Approx. Weight (kg/km)
276U 0020 002 **	2 x 20 AWG	8.7	110.0
276U 0020 003 **	3 x 20 AWG	9.1	122.7
276U 0020 004 **	4 x 20 AWG	9.8	141.8
276U 0020 005 **	5 x 20 AWG	10.5	162.5
276U 0020 006 **	6 x 20 AWG	11.7	192.6
276U 0020 007 **	7 x 20 AWG	11.7	204.5
276U 0020 008 **	8 x 20 AWG	12.6	230.4
276U 0020 009 **	9 x 20 AWG	13.9	264.9
276U 0020 010 **	10 x 20 AWG	14.9	298.2
276U 0020 012 **	12 x 20 AWG	15.5	340.8
276U 0020 014 **	14 x 20 AWG	16.3	379.1
276U 0020 016 **	16 x 20 AWG	17.3	420.1
276U 0020 018 **	18 x 20 AWG	18.2	462.8
276U 0020 020 **	20 x 20 AWG	18.7	493.9
276U 0020 021 **	21 x 20 AWG	19.2	518.2
276U 0020 024 **	24 x 20 AWG	21.4	608.9
276U 0020 025 **	25 x 20 AWG	21.9	634.7
276U 0020 027 **	27 x 20 AWG	21.9	652.7
276U 0020 030 **	30 x 20 AWG	22.7	706.6
276U 0020 032 **	32 x 20 AWG	23.6	756.6
276U 0020 036 **	36 x 20 AWG	24.6	827.0
276U 0018 002 **	2 x 18 AWG	9.3	128.8
276U 0018 003 **	3 x 18 AWG	9.7	145.5
276U 0018 004 **	4 x 18 AWG	10.5	169.9
276U 0018 005 **	5 x 18 AWG	11.7	204.4
276U 0018 006 **	6 x 18 AWG	12.7	237.0
276U 0018 007 **	7 x 18 AWG	12.7	253.4
276U 0018 008 **	8 x 18 AWG	13.8	286.0
276U 0018 009 **	9 x 18 AWG	15.3	342.5
276U 0018 010 **	10 x 18 AWG	16.4	385.2
276U 0018 012 **	12 x 18 AWG	17.0	424.3
276U 0018 014 **	14 x 18 AWG	17.9	473.8
276U 0018 016 **	16 x 18 AWG	18.9	526.7
276U 0018 018 **	18 x 18 AWG	19.9	581.6
276U 0018 020 **	20 x 18 AWG	20.5	622.7
276U 0018 021 **	21 x 18 AWG	21.0	653.8
276U 0018 024 **	24 x 18 AWG	23.5	768.0
276U 0018 025 **	25 x 18 AWG	24.0	801.0
276U 0018 027 **	27 x 18 AWG	24.0	826.5
276U 0018 030 **	30 x 18 AWG	24.9	897.0
276U 0018 032 **	32 x 18 AWG	25.9	960.9
276U 0018 036 **	36 x 18 AWG	27.0	1053.2
276U 0016 002 **	2 x 16 AWG	9.9	151.7
276U 0016 003 **	3 x 16 AWG	10.4	173.6
276U 0016 004 **	4 x 16 AWG	11.2	204.6
276U 0016 005 **	5 x 16 AWG	12.7	251.2
276U 0016 006 **	6 x 16 AWG	13.9	292.2
276U 0016 007 **	7 x 16 AWG	13.9	314.4
276U 0016 008 **	8 x 16 AWG	15.2	368.8
276U 0016 009 **	9 x 16 AWG	16.7	423.8
276U 0016 010 **	10 x 16 AWG	17.9	477.2
276U 0016 012 **	12 x 16 AWG	18.5	528.7
276U 0016 014 **	14 x 16 AWG	19.5	592.6
276U 0016 016 **	16 x 16 AWG	20.6	660.5
276U 0016 018 **	18 x 16 AWG	21.8	730.9
276U 0016 020 **	20 x 16 AWG	22.4	784.8
276U 0016 021 **	21 x 16 AWG	23.0	824.4
276U 0016 024 **	24 x 16 AWG	25.7	968.2
276U 0016 025 **	25 x 16 AWG	26.3	1010.1
276U 0016 027 **	27 x 16 AWG	26.3	1045.5
276U 0016 030 **	30 x 16 AWG	27.3	1137.1
276U 0016 032 **	32 x 16 AWG	28.7	1262.2
276U 0016 036 **	36 x 16 AWG	29.9	1384.3

Part No.	Cores No.+area (AWG)	Approx. Diameter (mm)	Approx. Weight (kg/km)
276U 0014 002 **	2 x 14 AWG	10.7	184.5
276U 0014 003 **	3 x 14 AWG	11.6	223.3
276U 0014 004 **	4 x 14 AWG	12.7	270.1
276U 0014 005 **	5 x 14 AWG	14.0	321.0
276U 0014 006 **	6 x 14 AWG	15.5	388.4
276U 0014 007 **	7 x 14 AWG	15.5	419.6
276U 0014 008 **	8 x 14 AWG	16.8	474.6
276U 0014 009 **	9 x 14 AWG	18.5	545.5
276U 0014 010 **	10 x 14 AWG	19.9	614.9
276U 0014 012 **	12 x 14 AWG	20.5	685.5
276U 0014 014 **	14 x 14 AWG	21.7	771.4
276U 0014 016 **	16 x 14 AWG	22.9	862.2
276U 0014 018 **	18 x 14 AWG	24.3	956.2
276U 0014 020 **	20 x 14 AWG	24.9	1029.9
276U 0014 021 **	21 x 14 AWG	25.6	1082.5
276U 0014 024 **	24 x 14 AWG	28.9	1314.4
276U 0014 025 **	25 x 14 AWG	29.6	1370.9
276U 0014 027 **	27 x 14 AWG	29.6	1422.0
276U 0014 030 **	30 x 14 AWG	30.7	1547.8
276U 0014 032 **	32 x 14 AWG	32.0	1657.9
276U 0014 036 **	36 x 14 AWG	33.3	1823.2
276U 0012 002 **	2 x 12 AWG	12.2	243.9
276U 0012 003 **	3 x 12 AWG	13.0	291.6
276U 0012 004 **	4 x 12 AWG	14.3	355.7
276U 0012 005 **	5 x 12 AWG	15.7	425.1
276U 0012 006 **	7 x 12 AWG	17.2	543.3
276U 0010 002 **	2 x 10 AWG	13.7	320.3
276U 0010 003 **	3 x 10 AWG	14.6	388.4
276U 0010 004 **	4 x 10 AWG	16.1	477.6
276U 0010 005 **	5 x 10 AWG	17.7	573.6
276U 0010 007 **	7 x 10 AWG	19.5	674.4
276U 0008 003 **	3 x 8 AWG	18.8	626.9
276U 0008 004 **	4 x 8 AWG	20.8	774.3
276U 0008 005 **	5 x 8 AWG	23.0	933.2
276U 0008 007 **	7 x 8 AWG	25.3	1210.8
276U 0006 003 **	3 x 6 AWG	23.5	978.1
276U 0006 004 **	4 x 6 AWG	26.1	1213.1
276U 0006 005 **	5 x 6 AWG	28.9	1466.8
276U 0006 007 **	7 x 6 AWG	31.9	1913.2
276U 0004 003 **	3 x 4 AWG	28.6	1440.9
276U 0004 004 **	4 x 4 AWG	31.8	1792.4
276U 0004 005 **	5 x 4 AWG	35.3	2172.0
276U 0004 007 **	7 x 4 AWG	39.0	2843.5
276U 0002 003 **	3 x 2 AWG	34.0	2153.7
276U 0002 004 **	4 x 2 AWG	37.8	2696.1
276U 0002 005 **	5 x 2 AWG	42.1	3278.6
276U 0002 007 **	7 x 2 AWG	46.5	4322.8
276U 0101 003 **	3 x 1/0 AWG	41.8	3168.8
276U 0101 004 **	4 x 1/0 AWG	46.6	3968.9
276U 0101 005 **	5 x 1/0 AWG	51.9	4830.4
276U 0101 007 **	7 x 1/0 AWG	57.4	6374.6
276U 0201 003 **	3 x 2/0 AWG	45.6	3853.4
276U 0201 004 **	4 x 2/0 AWG	50.8	4837.5
276U 0201 005 **	5 x 2/0 AWG	56.6	5895.0
276U 0301 003 **	3 x 3/0 AWG	50.2	4786.4
276U 0301 004 **	4 x 3/0 AWG	56.0	6023.4
276U 0301 005 **	5 x 3/0 AWG	62.3	7349.5
276U 0401 003 **	3 x 4/0 AWG	55.3	5958.9
276U 0008 004 **	4 x 4/0 AWG	61.7	7515.6
276U 0250 003 **	3 x 250 MCM	60.0	6726.7
276U 0250 004 **	4 x 250 MCM	67.0	8467.8
276U 0350 004 **	4 x 350 MCM	73.6	11016.5

Note: For more customized products of other specifications or special specifications, please call for consultation.

PVC DATA CABLE LiYY 105U 300V



Application

Cardiffcable LiYY 105U is approved for used in USA and Canada.It is suitable for free but not continuously moving applications, without tensile stress and without defined cable routing. It can be used as data transmission cable, control and connecting cable predominantly for transmission of analog and digital signals in process controlled facilities in control technology. Suitable for use in dry, humid and wet rooms. The outer sheath, based on PVC, is largely resistant to acids and oil, it is free of silicone and lacquer damaging substances.

Recommended: Cardiffcable LiYCY 106U series, when there is external electromagnetic interference.

Construction

Conductor: Fine strands of bare copper, acc. to UL 758.

Insulation: PVC

Insulation colour: Acc. to DIN 47100

JZ Black core with white numbers and GN/YE

JB Color core and GN/YE

OZ Black core with white numbers

OB Color core

Outer sheath: Special PVC compound

Sheath colour: Grey, RAL 7001 or Black, RAL 9005

Technical data

Rated voltage: 300V

Test voltage: 2000V

Insulation resistance: ⩾10MΩ・km (20℃)

Bending radius: Flexible applicatin:15x cable diameter

Fixed installation:4 x cable diameter

Temperature range: Flexible application: −5℃ to +80℃

Fixed installation: −20℃ to +80℃

Temperature resistant material:

Flexible application: −10℃ to +80℃

Fixed installation: −40℃ to +80℃

Burning behavior: Self−extinguishing &flame−retardant acc. To VW−1, FT1

Approvals: UL 2464

Remarks

** represent the core colour

JZ code：01 OZ code：02

JB code：03 OB code：04

Part No.	Cores No.+area (AWG)	Approx. Diameter (mm)	Approx. Weight (kg/km)
105U 0026 002 **	2 x 26 AWG	4.2	22.5
105U 0026 003 **	3 x 26 AWG	4.4	25.4
105U 0026 004 **	4 x 26 AWG	4.7	29.5
105U 0026 005 **	5 x 26 AWG	5.1	34.0
105U 0026 006 **	6 x 26 AWG	5.5	38.5
105U 0026 007 **	7 x 26 AWG	5.5	41.5
105U 0026 008 **	8 x 26 AWG	5.9	46.0
105U 0026 009 **	9 x 26 AWG	6.4	51.6
105U 0026 010 **	10 x 26 AWG	6.8	57.5
105U 0026 012 **	12 x 26 AWG	7.0	63.5
105U 0026 014 **	14 x 26 AWG	7.3	70.6
105U 0026 016 **	16 x 26 AWG	7.7	78.0
105U 0026 018 **	18 x 26 AWG	8.0	85.5
105U 0026 020 **	20 x 26 AWG	8.2	91.6
105U 0026 021 **	21 x 26 AWG	8.4	96.1
105U 0026 024 **	24 x 26 AWG	9.3	110.1
105U 0026 025 **	25 x 26 AWG	9.5	114.5
105U 0026 027 **	27 x 26 AWG	9.5	119.2
105U 0026 030 **	30 x 26 AWG	9.9	130.5
105U 0026 032 **	32 x 26 AWG	10.4	140.9
105U 0026 036 **	36 x 26 AWG	10.8	156.4
105U 0024 002 **	2 x 24 AWG	4.4	26.2
105U 0024 003 **	3 x 24 AWG	4.6	30.0
105U 0024 004 **	4 x 24 AWG	5.0	35.2
105U 0024 005 **	5 x 24 AWG	5.4	40.7
105U 0024 006 **	6 x 24 AWG	5.8	46.4
105U 0024 007 **	7 x 24 AWG	5.8	50.3
105U 0024 008 **	8 x 24 AWG	6.3	56.0
105U 0024 009 **	9 x 24 AWG	6.8	62.9
105U 0024 010 **	10 x 24 AWG	7.3	70.2
105U 0024 012 **	12 x 24 AWG	7.5	78.1
105U 0024 014 **	14 x 24 AWG	7.8	87.3
105U 0024 016 **	16 x 24 AWG	8.2	96.7
105U 0024 018 **	18 x 24 AWG	8.7	106.3
105U 0024 020 **	20 x 24 AWG	8.9	114.4
105U 0024 021 **	21 x 24 AWG	9.1	120.0
105U 0024 024 **	24 x 24 AWG	10.2	139.9
105U 0024 025 **	25 x 24 AWG	10.4	146.6
105U 0024 027 **	27 x 24 AWG	10.4	153.0
105U 0024 030 **	30 x 24 AWG	10.9	168.1
105U 0024 032 **	32 x 24 AWG	11.4	181.3
105U 0024 036 **	36 x 24 AWG	11.9	201.4
105U 0022 002 **	2 x 22 AWG	4.7	31.1
105U 0022 003 **	3 x 22 AWG	5.0	36.1
105U 0022 004 **	4 x 22 AWG	5.4	42.9
105U 0022 005 **	5 x 22 AWG	5.8	50.0
105U 0022 006 **	6 x 22 AWG	6.3	57.3
105U 0022 007 **	7 x 22 AWG	6.3	62.6
105U 0022 008 **	8 x 22 AWG	6.8	69.8
105U 0022 009 **	9 x 22 AWG	7.4	78.5
105U 0022 010 **	10 x 22 AWG	7.8	87.8
105U 0022 012 **	12 x 22 AWG	8.1	98.4
105U 0022 014 **	14 x 22 AWG	8.5	110.4
105U 0022 016 **	16 x 22 AWG	8.9	122.9
105U 0022 018 **	18 x 22 AWG	9.4	135.4
105U 0022 020 **	20 x 22 AWG	9.7	146.2
105U 0022 021 **	21 x 22 AWG	9.9	154.8
105U 0022 024 **	24 x 22 AWG	11.2	183.3
105U 0022 025 **	25 x 22 AWG	11.5	192.1
105U 0022 027 **	27 x 22 AWG	11.5	200.9
105U 0022 030 **	30 x 22 AWG	12.0	220.9
105U 0022 032 **	32 x 22 AWG	12.6	238.1
105U 0022 036 **	36 x 22 AWG	13.1	264.7
105U 0020 002 **	2 x 20 AWG	5.1	38.3

Part No.	Cores No.+area (AWG)	Approx. Diameter (mm)	Approx. Weight (kg/km)
105U 0020 003 **	3 x 20 AWG	5.4	45.2
105U 0020 004 **	4 x 20 AWG	5.8	54.2
105U 0020 005 **	5 x 20 AWG	6.3	63.7
105U 0020 006 **	6 x 20 AWG	6.9	73.4
105U 0020 007 **	7 x 20 AWG	6.9	80.8
105U 0020 008 **	8 x 20 AWG	7.4	90.5
105U 0020 009 **	9 x 20 AWG	8.1	101.9
105U 0020 010 **	10 x 20 AWG	8.6	114.0
105U 0020 012 **	12 x 20 AWG	8.9	128.7
105U 0020 014 **	14 x 20 AWG	9.3	145.2
105U 0020 016 **	16 x 20 AWG	9.9	163.2
105U 0020 018 **	18 x 20 AWG	10.5	183.0
105U 0020 020 **	20 x 20 AWG	10.8	199.4
105U 0020 021 **	21 x 20 AWG	11.1	210.6
105U 0020 024 **	24 x 20 AWG	12.6	248.8
105U 0020 025 **	25 x 20 AWG	12.9	260.6
105U 0020 027 **	27 x 20 AWG	12.9	273.2
105U 0020 030 **	30 x 20 AWG	13.5	300.6
105U 0020 032 **	32 x 20 AWG	14.1	323.7
105U 0020 036 **	36 x 20 AWG	14.7	360.3
105U 0018 002 **	2 x 18 AWG	5.7	50.4
105U 0018 003 **	3 x 18 AWG	6.0	60.8
105U 0018 004 **	4 x 18 AWG	6.5	73.8
105U 0018 005 **	5 x 18 AWG	7.1	87.4
105U 0018 006 **	6 x 18 AWG	7.7	101.3
105U 0018 007 **	7 x 18 AWG	7.7	112.5
105U 0018 008 **	8 x 18 AWG	8.3	126.3
105U 0018 009 **	9 x 18 AWG	9.1	142.4
105U 0018 010 **	10 x 18 AWG	9.7	160.1
105U 0018 012 **	12 x 18 AWG	10.1	183.7
105U 0018 014 **	14 x 18 AWG	10.8	210.7
105U 0018 016 **	16 x 18 AWG	11.4	238.9
105U 0018 018 **	18 x 18 AWG	12.2	267.9
105U 0018 020 **	20 x 18 AWG	12.6	292.5
105U 0018 021 **	21 x 18 AWG	12.9	308.8
105U 0018 024 **	24 x 18 AWG	14.6	363.7
105U 0018 025 **	25 x 18 AWG	15.0	380.8
105U 0018 027 **	27 x 18 AWG	15.0	400.2
105U 0018 030 **	30 x 18 AWG	15.6	440.8
105U 0018 032 **	32 x 18 AWG	16.3	474.3
105U 0018 036 **	36 x 18 AWG	17.1	528.3
105U 0016 002 **	2 x 16 AWG	6.6	80.8
105U 0016 003 **	3 x 16 AWG	7.2	99.2
105U 0016 004 **	4 x 16 AWG	7.9	118.2

Note: For more customized products of other specifications or special specifications, please call for consultation.

PVC DATA CABLE LiYY–TP 107U 300V



Cardiffcable LiYY–TP 107U is approved for used in USA and Canada. It is suitable for free but not continuously moving applications, without tensile stress and without defined cable routing. It can be used as data transmission cable, control and connecting cable predominantly for transmission of analog and digital signals in process controlled facilities in control technology. Synchronized twisted core pair lengths cause minimum coupling values. Suitable for use in dry, humid and wet rooms. The outer sheath, based on PVC, is largely resistant to acids and oil, it is free of silicone and lacquer damaging substances.

Recommended: Cardiffcable LiYCY–TP 108U series, when there is external electromagnetic interference.

Construction

Conductor: Fine strands of bare copper, acc. to UL 758.

Insulation: PVC

Insulation colour: Acc. to DIN 47100

OZ Black core with white numbers

OB Color core

Outer sheath: Special PVC compound

Sheath colour: Grey, RAL 7001 or Black, RAL 9005

Technical data

Rated voltage: 300V

Test voltage: 2000V

Insulation resistance: ≥10MΩ・km (20℃)

Bending radius: Flexible applicatin:15x cable diameter

Fixed installation:6 x cable diameter

Temperature range: Flexible application: –5℃ to +80℃

Fixed installation: –20℃ to +80℃

Temperature resistant material:

Flexible application: –10℃ to +80℃

Fixed installation: –40℃ to +80℃

Burning behavior: Self–extinguishing &flame–retardant acc. To VW–1, FT1

Approvals: UL 2464

Remarks

** represent the core colour

OZ code: 02

OB code: 04

Part No.	Cores No.+area (AWG)	Twinning	Approx. Diameter (mm)	Approx. Weight (kg/km)
107U 0026 002 **	1 x 2 x 26AWG	1	4.3	18.2
107U 0026 004 **	2 x 2 x 26AWG	2	5.8	29.5
107U 0026 006 **	3 x 2 x 26AWG	3	6.1	36.5
107U 0026 008 **	4 x 2 x 26AWG	4	6.7	44.4
107U 0026 010 **	5 x 2 x 26AWG	5	7.4	53.9
107U 0026 012 **	6 x 2 x 26AWG	6	8.1	63.8
107U 0026 014 **	7 x 2 x 26AWG	7	8.8	74.1
107U 0026 016 **	8 x 2 x 26AWG	8	9.6	84.8
107U 0026 018 **	9 x 2 x 26AWG	9	10.3	95.8
107U 0026 020 **	10 x 2 x 26AWG	10	11.1	107.2
107U 0026 022 **	11 x 2 x 26AWG	11	10.9	111.5
107U 0026 024 **	12 x 2 x 26AWG	12	10.9	117.4
107U 0026 026 **	13 x 2 x 26AWG	13	11.5	128.0
107U 0026 028 **	14 x 2 x 26AWG	14	11.5	133.8
107U 0026 030 **	15 x 2 x 26AWG	15	12.2	145.2
107U 0026 032 **	16 x 2 x 26AWG	16	12.2	151.0
107U 0026 034 **	17 x 2 x 26AWG	17	12.9	162.9
107U 0026 036 **	18 x 2 x 26AWG	18	12.9	168.7
107U 0026 038 **	19 x 2 x 26AWG	19	12.9	174.5
107U 0026 040 **	20 x 2 x 26AWG	20	13.3	183.6
107U 0026 042 **	21 x 2 x 26AWG	21	13.6	192.6
107U 0026 044 **	22 x 2 x 26AWG	22	14.6	207.4
107U 0024 002 **	1 x 2 x 24AWG	1	4.5	20.4
107U 0024 004 **	2 x 2 x 24AWG	2	6.1	33.7
107U 0024 006 **	3 x 2 x 24AWG	3	6.5	42.2
107U 0024 008 **	4 x 2 x 24AWG	4	7.1	52.8
107U 0024 010 **	5 x 2 x 24AWG	5	7.9	64.2
107U 0024 012 **	6 x 2 x 24AWG	6	8.7	76.2
107U 0024 014 **	7 x 2 x 24AWG	7	9.4	88.6
107U 0024 016 **	8 x 2 x 24AWG	8	10.2	101.5
107U 0024 018 **	9 x 2 x 24AWG	9	11.0	114.7
107U 0024 020 **	10 x 2 x 24AWG	10	11.8	128.4
107U 0024 022 **	11 x 2 x 24AWG	11	11.6	134.0
107U 0024 024 **	12 x 2 x 24AWG	12	11.6	141.3
107U 0024 026 **	13 x 2 x 24AWG	13	12.3	154.1
107U 0024 028 **	14 x 2 x 24AWG	14	12.3	161.4
107U 0024 030 **	15 x 2 x 24AWG	15	13.0	175.0
107U 0024 032 **	16 x 2 x 24AWG	16	13.0	182.4
107U 0024 034 **	17 x 2 x 24AWG	17	13.8	196.6
107U 0024 036 **	18 x 2 x 24AWG	18	13.8	204.0
107U 0024 038 **	19 x 2 x 24AWG	19	13.8	211.3
107U 0024 040 **	20 x 2 x 24AWG	20	14.2	222.3
107U 0024 042 **	21 x 2 x 24AWG	21	14.6	233.2
107U 0024 044 **	22 x 2 x 24AWG	22	15.6	250.8
107U 0022 002 **	1 x 2 x22AWG	1	4.8	24.4
107U 0022 004 **	2 x 2 x 22AWG	2	6.7	41.3
107U 0022 006 **	3 x 2 x 22AWG	3	7.1	53.8
107U 0022 008 **	4 x 2 x 22AWG	4	7.9	68.2
107U 0022 010 **	5 x 2 x 22AWG	5	8.7	83.3
107U 0022 012 **	6 x 2 x 22AWG	6	9.5	99.1
107U 0022 014 **	7 x 2 x 22AWG	7	10.4	115.4
107U 0022 016 **	8 x 2 x 22AWG	8	11.3	132.3
107U 0022 018 **	9 x 2 x 22AWG	9	12.2	149.6
107U 0022 020 **	10 x 2 x 22AWG	10	13.1	167.4
107U 0022 022 **	11 x 2 x 22AWG	11	12.9	175.6
107U 0022 024 **	12 x 2 x 22AWG	12	12.9	185.7
107U 0022 026 **	13 x 2 x 22AWG	13	13.6	202.5
107U 0022 028 **	14 x 2 x 22AWG	14	13.6	212.7
107U 0022 030 **	15 x 2 x 22AWG	15	14.4	230.5
107U 0022 032 **	16 x 2 x 22AWG	16	14.4	240.7
107U 0022 034 **	17 x 2 x 22AWG	17	15.3	259.3
107U 0022 036 **	18 x 2 x 22AWG	18	15.3	269.5
107U 0022 038 **	19 x 2 x 22AWG	19	15.3	279.7
107U 0022 040 **	20 x 2 x 22AWG	20	15.7	294.4
107U 0022 042 **	21 x 2 x 22AWG	21	16.2	308.9
107U 0022 044 **	22 x 2 x 22AWG	22	17.3	331.6
107U 0020 002 **	1 x 2 x 20AWG	1	5.2	30.0
107U 0020 004 **	2 x 2 x 20AWG	2	7.4	53.5
107U 0020 006 **	3 x 2 x 20AWG	3	7.9	70.8
107U 0020 008 **	4 x 2 x 20AWG	4	8.7	90.2
107U 0020 010 **	5 x 2 x 20AWG	5	9.6	110.7507U68134379
107U 0020 012 **	6 x 2 x 20AWG	6	10.6	132.0
107U 0020 014 **	7 x 2 x 20AWG	7	11.6	153.9
107U 0020 016 **	8 x 2 x 20AWG	8	12.6	176.5
107U 0020 018 **	9 x 2 x 20AWG	9	13.6	199.7
107U 0020 020 **	10 x 2 x 20AWG	10	14.6	223.6

Part No.	Cores No.+area (AWG)	Twinning	Approx. Diameter (mm)	Approx. Weight (kg/km)
107U 0020 022 **	11 x 2 x 20AWG	11	14.3	235.4
107U 0020 024 **	12 x 2 x 20AWG	12	14.3	249.8
107U 0020 026 **	13 x 2 x 20AWG	13	15.2	272.4
107U 0020 028 **	14 x 2 x 20AWG	14	15.2	286.8
107U 0020 030 **	15 x 2 x 20AWG	15	16.1	310.7
107U 0020 032 **	16 x 2 x 20AWG	16	16.1	325.1
107U 0020 034 **	17 x 2 x 20AWG	17	17.1	349.9
107U 0020 036 **	18 x 2 x 20AWG	18	17.1	364.3
107U 0020 038 **	19 x 2 x 20AWG	19	17.1	378.8
107U 0020 040 **	20 x 2 x 20AWG	20	17.6	398.7
107U 0020 042 **	21 x 2 x 20AWG	21	18.0	418.5
107U 0020 044 **	22 x 2 x 20AWG	22	19.3	448.4
107U 0019 002 **	1 x 2 x 19AWG	1	5.4	33.6
107U 0019 004 **	2 x 2 x 19AWG	2	7.8	61.5
107U 0019 006 **	3 x 2 x 19AWG	3	8.3	81.9
107U 0019 008 **	4 x 2 x 19AWG	4	9.2	104.8
107U 0019 010 **	5 x 2 x 19AWG	5	10.2	128.9
107U 0019 012 **	6 x 2 x 19AWG	6	11.2	153.7
107U 0019 014 **	7 x 2 x 19AWG	7	12.3	179.3
107U 0019 016 **	8 x 2 x 19AWG	8	13.3	205.8
107U 0019 018 **	9 x 2 x 19AWG	9	14.4	232.8
107U 0019 020 **	10 x 2 x 19AWG	10	15.5	260.6
107U 0019 022 **	11 x 2 x 19AWG	11	15.2	275.1
107U 0019 024 **	12 x 2 x 19AWG	12	15.2	292.3
107U 0019 026 **	13 x 2 x 19AWG	13	16.1	318.7
107U 0019 028 **	14 x 2 x 19AWG	14	16.1	336.0
107U 0019 030 **	15 x 2 x 19AWG	15	17.1	363.8
107U 0019 032 **	16 x 2 x 19AWG	16	17.1	381.1
107U 0019 034 **	17 x 2 x 19AWG	17	18.1	410.0
107U 0019 036 **	18 x 2 x 19AWG	18	18.1	427.3
107U 0019 038 **	19 x 2 x 19AWG	19	18.1	444.507U633426263
107U 0019 040 **	20 x 2 x 19AWG	20	18.6	468.0
107U 0019 042 **	21 x 2 x 19AWG	21	19.1	491.3
107U 0019 044 **	22 x 2 x 19AWG	22	20.5	525.9
107U 0018 002 **	1 x 2 x 18AWG	1	5.7	38.3
107U 0018 004 **	2 x 2 x 18AWG	2	8.3	72.0
107U 0018 006 **	3 x 2 x 18AWG	3	8.9	96.5
107U 0018 008 **	4 x 2 x 18AWG	4	9.8	123.9
107U 0018 010 **	5 x 2 x 18AWG	5	10.9	152.5
107U 0018 012 **	6 x 2 x 18AWG	6	12.0	182.1
107U 0018 014 **	7 x 2 x 18AWG	7	13.1	212.6
107U 0018 016 **	8 x 2 x 18AWG	8	14.3	244.0
107U 0018 018 **	9 x 2 x 18AWG	9	15.4	276.2
107U 0018 020 **	10 x 2 x 18AWG	10	16.6	309.2
107U 0018 022 **	11 x 2 x 18AWG	11	16.3	326.9
107U 0018 024 **	12 x 2 x 18AWG	12	16.3	347.9
107U 0018 026 **	13 x 2 x 18AWG	13	17.2	379.3
107U 0018 028 **	14 x 2 x 18AWG	14	17.2	400.3
107U 0018 030 **	15 x 2 x 18AWG	15	18.3	433.3
107U 0018 032 **	16 x 2 x 18AWG	16	18.3	454.3
107U 0018 034 **	17 x 2 x 18AWG	17	19.4	488.6
107U 0018 036 **	18 x 2 x 18AWG	18	19.4	509.6
107U 0018 038 **	19 x 2 x 18AWG	19	19.4	530.5
107U 0018 040 **	20 x 2 x 18AWG	20	20.0	558.6
107U 0018 042 **	21 x 2 x 18AWG	21	20.5	586.5
107U 0018 044 **	22 x 2 x 18AWG	22	22.0	627.3
107U 0016 002 **	1 x 2 x 16AWG	1	6.3	50.1
107U 0016 004 **	2 x 2 x 16AWG	2	9.4	98.5
107U 0016 006 **	3 x 2 x 16AWG	3	10.1	133.7
107U 0016 008 **	4 x 2 x 16AWG	4	11.2	172.5
107U 0016 010 **	5 x 2 x 16AWG	5	12.4	213.1
107U 0016 012 **	6 x 2 x 16AWG	6	13.7	254.8
107U 0016 014 **	7 x 2 x 16AWG	7	15.0	297.8
107U 0016 016 **	8 x 2 x 16AWG	8	16.3	341.9
107U 0016 018 **	9 x 2 x 16AWG	9	17.6	387.1
107U 0016 020 **	10 x 2 x 16AWG	10	18.9	433.3
107U 0016 022 **	11 x 2 x 16AWG	11	18.6	459.8
107U 0016 024 **	12 x 2 x 16AWG	12	18.6	490.4
107U 0016 026 **	13 x 2 x 16AWG	13	19.7	534.6
107U 0016 028 **	14 x 2 x 16AWG	14	19.7	565.3
107U 0016 030 **	15 x 2 x 16AWG	15	20.9	611.6
107U 0016 032 **	16 x 2 x 16AWG	16	20.9	642.3
107U 0016 034 **	17 x 2 x 16AWG	17	22.2	690.3
107U 0016 036 **	18 x 2 x 16AWG	18	22.2	721.0
107U 0016 038 **	19 x 2 x 16AWG	19	22.2	751.7
107U 0016 040 **	20 x 2 x 16AWG	20	22.8	791.6
107U 0016 042 **	21 x 2 x 16AWG	21	23.4	831.3
107U 0016 044 **	22 x 2 x 16AWG	22	25.1	887.8

Note: For more customized products of other specifications or special specifications, please call for consultation.

PVC DATA CABLE SHIELDED LiYCY 106U 300V



Application

Cardiffcable LiYCY 106U is approved for used in USA and Canada.It is suitable for free but not continuously moving applications, without tensile stress and without defined cable routing. It can be used as data transmission cable, control and connecting cable predominantly for transmission of analog and digital signals in process controlled facilities in control technology. The copper shield protects against any electrical interference. it can be used in EMC–sensitive environments. Suitable for use in dry, humid and wet rooms. The outer sheath, based on PVC, is largely resistant to acids and oil, it is free of silicone and lacquer damaging substances.

Construction

Conductor: Fine strands of bare copper, acc. to UL 758.
Insulation: PVC
Insulation colour: Acc. to DIN 47100
JZ Black core with white numbers and GN/YE
JB Color core and GN/YE
OZ Black core with white numbers
OB Color core
Shield: Tinned copper braid
Outer sheath: Special PVC compound
Sheath colour: Grey, RAL 7001 or Black, RAL 9005

Technical data

Rated voltage: 300V
Test voltage: 2000V
Insulation resistance: ≥10MΩ・km (20℃)
Bending radius: Flexible applicatin:15x cable diameter
Fixed installation:4 x cable diameter
Temperature range: Flexible application: –5℃ to +80℃
Fixed installation: –20℃ to +80℃
Temperature resistant material:
Flexible application: –10℃ to +80℃
Fixed installation: –40℃ to +80℃
Burning behavior: Self–extinguishing &flame–retardant acc. To VW–1, FT1
Approvals: UL 2464

Remarks

** represent the core colour

JZ code：01 OZ code：02
JB code：03 OB code：04

Part No.	Cores No.+area (AWG)	Approx. Diameter (mm)	Approx. Weight (kg/km)
106U 0026 002 **	2 x 26 AWG	4.8	31.9
106U 0026 003 **	3 x 26 AWG	5.0	36.4
106U 0026 004 **	4 x 26 AWG	5.3	41.9
106U 0026 005 **	5 x 26 AWG	5.7	47.8
106U 0026 006 **	6 x 26 AWG	6.0	53.7
106U 0026 007 **	7 x 26 AWG	6.0	56.7
106U 0026 008 **	8 x 26 AWG	6.4	62.6
106U 0026 009 **	9 x 26 AWG	6.9	69.6
106U 0026 010 **	10 x 26 AWG	7.3	75.6
106U 0026 012 **	12 x 26 AWG	7.5	83.0
106U 0026 014 **	14 x 26 AWG	7.9	91.5
106U 0026 016 **	16 x 26 AWG	8.2	100.3
106U 0026 018 **	18 x 26 AWG	8.6	109.2
106U 0026 020 **	20 x 26 AWG	8.8	116.6
106U 0026 021 **	21 x 26 AWG	9.0	121.0
106U 0026 024 **	24 x 26 AWG	10.0	138.2
106U 0026 025 **	25 x 26 AWG	10.2	143.6
106U 0026 027 **	27 x 26 AWG	10.2	149.5
106U 0026 030 **	30 x 26 AWG	10.6	162.5
106U 0026 032 **	32 x 26 AWG	11.1	173.1
106U 0026 036 **	36 x 26 AWG	11.5	190.0
106U 0024 002 **	2 x 24 AWG	5.0	35.8
106U 0024 003 **	3 x 24 AWG	5.2	41.4
106U 0024 004 **	4 x 24 AWG	5.6	48.2
106U 0024 005 **	5 x 24 AWG	6.0	55.2
106U 0024 006 **	6 x 24 AWG	6.4	62.5
106U 0024 007 **	7 x 24 AWG	6.4	66.4
106U 0024 008 **	8 x 24 AWG	6.8	73.6
106U 0024 009 **	9 x 24 AWG	7.4	81.9
106U 0024 010 **	10 x 24 AWG	7.8	89.1
106U 0024 012 **	12 x 24 AWG	8.0	98.7
106U 0024 014 **	14 x 24 AWG	8.4	109.3
106U 0024 016 **	16 x 24 AWG	8.8	120.3
106U 0024 018 **	18 x 24 AWG	9.2	131.4
106U 0024 020 **	20 x 24 AWG	9.5	140.9
106U 0024 021 **	21 x 24 AWG	9.7	146.7
106U 0024 024 **	24 x 24 AWG	10.9	170.8
106U 0024 025 **	25 x 24 AWG	11.1	177.5
106U 0024 027 **	27 x 24 AWG	11.1	185.3
106U 0024 030 **	30 x 24 AWG	11.6	201.9
106U 0024 032 **	32 x 24 AWG	12.1	215.2
106U 0024 036 **	36 x 24 AWG	12.6	236.7
106U 0022 002 **	2 x 22 AWG	5.3	40.9
106U 0022 003 **	3 x 22 AWG	5.5	48.0
106U 0022 004 **	4 x 22 AWG	6.0	56.5
106U 0022 005 **	5 x 22 AWG	6.4	65.3
106U 0022 006 **	6 x 22 AWG	6.9	74.3
106U 0022 007 **	7 x 22 AWG	6.9	79.5
106U 0022 008 **	8 x 22 AWG	7.3	88.5
106U 0022 009 **	9 x 22 AWG	8.0	98.7
106U 0022 010 **	10 x 22 AWG	8.4	107.6
106U 0022 012 **	12 x 22 AWG	8.7	120.1
106U 0022 014 **	14 x 22 AWG	9.1	133.8
106U 0022 016 **	16 x 22 AWG	9.5	147.9
106U 0022 018 **	18 x 22 AWG	10.1	163.8
106U 0022 020 **	20 x 22 AWG	10.4	177.4
106U 0022 021 **	21 x 22 AWG	10.6	185.5
106U 0022 024 **	24 x 22 AWG	11.9	215.8
106U 0022 025 **	25 x 22 AWG	12.2	224.4
106U 0022 027 **	27 x 22 AWG	12.2	235.0
106U 0022 030 **	30 x 22 AWG	12.7	256.6
106U 0022 032 **	32 x 22 AWG	13.3	273.7
106U 0022 036 **	36 x 22 AWG	13.8	301.8
106U 0020 002 **	2 x 20 AWG	5.7	48.1

Part No.	Cores No.+area (AWG)	Approx. Diameter (mm)	Approx. Weight (kg/km)
106U 0020 003 **	3 x 20 AWG	6.0	57.6
106U 0020 004 **	4 x 20 AWG	6.4	68.6
106U 0020 005 **	5 x 20 AWG	6.9	79.9
106U 0020 006 **	6 x 20 AWG	7.4	91.4
106U 0020 007 **	7 x 20 AWG	7.4	98.9
106U 0020 008 **	8 x 20 AWG	8.0	110.4
106U 0020 009 **	9 x 20 AWG	8.7	123.3
106U 0020 010 **	10 x 20 AWG	9.2	134.8
106U 0020 012 **	12 x 20 AWG	9.5	151.7
106U 0020 014 **	14 x 20 AWG	10.0	171.4
106U 0020 016 **	16 x 20 AWG	10.6	192.5
106U 0020 018 **	18 x 20 AWG	11.2	214.1
106U 0020 020 **	20 x 20 AWG	11.5	232.5
106U 0020 021 **	21 x 20 AWG	11.8	243.3
106U 0020 024 **	24 x 20 AWG	13.3	283.0
106U 0020 025 **	25 x 20 AWG	13.6	294.4
106U 0020 027 **	27 x 20 AWG	13.6	309.2
106U 0020 030 **	30 x 20 AWG	14.2	338.4
106U 0020 032 **	32 x 20 AWG	14.8	361.1
106U 0020 036 **	36 x 20 AWG	15.4	399.2
106U 0018 002 **	2 x 18 AWG	6.2	60.0
106U 0018 003 **	3 x 18 AWG	6.6	73.6
106U 0018 004 **	4 x 18 AWG	7.1	89.0
106U 0018 005 **	5 x 18 AWG	7.7	104.7
106U 0018 006 **	6 x 18 AWG	8.3	120.6
106U 0018 007 **	7 x 18 AWG	8.3	131.8
106U 0018 008 **	8 x 18 AWG	8.9	147.8
106U 0018 009 **	9 x 18 AWG	9.7	165.7
106U 0018 010 **	10 x 18 AWG	10.4	184.4
106U 0018 012 **	12 x 18 AWG	10.8	210.7
106U 0018 014 **	14 x 18 AWG	11.4	240.0
106U 0018 016 **	16 x 18 AWG	12.1	270.3
106U 0018 018 **	18 x 18 AWG	12.9	301.2
106U 0018 020 **	20 x 18 AWG	13.3	328.2
106U 0018 021 **	21 x 18 AWG	13.6	343.8
106U 0018 024 **	24 x 18 AWG	15.3	399.6
106U 0018 025 **	25 x 18 AWG	15.7	416.0
106U 0018 027 **	27 x 18 AWG	15.7	438.3
106U 0018 030 **	30 x 18 AWG	16.3	480.8
106U 0018 032 **	32 x 18 AWG	17.0	513.3
106U 0018 036 **	36 x 18 AWG	17.8	568.9
106U 0016 002 **	2 x 16 AWG	7.2	93.9
106U 0016 003 **	3 x 16 AWG	7.8	114.8
106U 0016 004 **	4 x 16 AWG	8.5	136.3

Note: For more customized products of other specifications or special specifications, please call for consultation.

PVC DATA CABLE SHIELDED LiYCY–TP 108U 300V



Application

Cardiffcable LiYCY–TP 108U is approved for used in USA and Canada. It is suitable for free but not continuously moving applications, without tensile stress and without defined cable routing. It can be used as data transmission cable, control and connecting cable predominantly for transmission of analog and digital signals in process controlled facilities in control technology. Synchronized twisted core pair lengths cause minimum coupling values. The copper shield protects against any electrical interference. it can be used in EMC–sensitive environments. Suitable for use in dry, humid and wet rooms. The outer sheath, based on PVC, is largely resistant to acids and oil, it is free of silicone and lacquer damaging substances.

Construction

Conductor: Fine strands of bare copper, acc. to UL 758.
Insulation: PVC
Insulation colour: Twinning , Acc. to DIN 47100
OZ Black core with white numbers
OB Color core
Shield: Tinned copper braid
Outer sheath: Special PVC compound
Sheath colour: Grey, RAL 7001 or Black, RAL 9005

Technical data

Rated voltage: 300V
Test voltage: 2000V
Insulation resistance: ⩾10MΩ・km (20℃)
Bending radius: Flexible applicatin:15x cable diameter
Fixed installation:4 x cable diameter
Temperature range: Flexible application: –5℃ to +80℃
Fixed installation: –20℃ to +80℃
Temperature resistant material:
Flexible application: –10℃ to +80℃
Fixed installation: –40℃ to +80℃
Burning behavior: Self–extinguishing &flame–retardant acc. To VW–1, FT1
Approvals: UL 2464

Remarks

** represent the core colour
OZ code：02
OB code：04

Part No.	Cores No.+area (AWG)	Twinning	Approx. Diameter (mm)	Approx. Weight (kg/km)
108U 0026 002 **	1 x 2 x 26AWG	1	4.8	29.1
108U 0026 004 **	2 x 2 x 26AWG	2	6.3	45.7
108U 0026 006 **	3 x 2 x 26AWG	3	6.7	53.8
108U 0026 008 **	4 x 2 x 26AWG	4	7.3	64.8
108U 0026 010 **	5 x 2 x 26AWG	5	8.0	76.5
108U 0026 012 **	6 x 2 x 26AWG	6	8.7	88.8
108U 0026 014 **	7 x 2 x 26AWG	7	9.4	101.4
108U 0026 016 **	8 x 2 x 26AWG	8	10.1	114.6
108U 0026 018 **	9 x 2 x 26AWG	9	10.9	128.0
108U 0026 020 **	10 x 2 x 26AWG	10	11.6	141.8
108U 0026 022 **	11 x 2 x 26AWG	11	11.4	145.5
108U 0026 024 **	12 x 2 x 26AWG	12	11.4	151.3
108U 0026 026 **	13 x 2 x 26AWG	13	12.1	164.0
108U 0026 028 **	14 x 2 x 26AWG	14	12.1	169.8
108U 0026 030 **	15 x 2 x 26AWG	15	12.7	183.4
108U 0026 032 **	16 x 2 x 26AWG	16	12.7	189.2
108U 0026 034 **	17 x 2 x 26AWG	17	13.5	203.4
108U 0026 036 **	18 x 2 x 26AWG	18	13.5	209.3
108U 0026 038 **	19 x 2 x 26AWG	19	13.5	215.1
108U 0026 040 **	20 x 2 x 26AWG	20	13.8	225.4
108U 0026 042 **	21 x 2 x 26AWG	21	14.2	235.5
108U 0026 044 **	22 x 2 x 26AWG	22	15.1	253.4
108U 0024 002 **	1 x 2 x 24AWG	1	5.0	32.0
108U 0024 004 **	2 x 2 x 24AWG	2	6.7	51.0
108U 0024 006 **	3 x 2 x 24AWG	3	7.1	61.6
108U 0024 008 **	4 x 2 x 24AWG	4	7.7	74.6
108U 0024 010 **	5 x 2 x 24AWG	5	8.5	88.5
108U 0024 012 **	6 x 2 x 24AWG	6	9.2	103.0
108U 0024 014 **	7 x 2 x 24AWG	7	10.0	117.9
108U 0024 016 **	8 x 2 x 24AWG	8	10.8	133.4
108U 0024 018 **	9 x 2 x 24AWG	9	11.6	149.2
108U 0024 020 **	10 x 2 x 24AWG	10	12.4	165.5
108U 0024 022 **	11 x 2 x 24AWG	11	12.2	170.4
108U 0024 024 **	12 x 2 x 24AWG	12	12.2	177.8
108U 0024 026 **	13 x 2 x 24AWG	13	12.9	192.7
108U 0024 028 **	14 x 2 x 24AWG	14	12.9	200.1
108U 0024 030 **	15 x 2 x 24AWG	15	13.6	216.1
108U 0024 032 **	16 x 2 x 24AWG	16	13.6	223.4
108U 0024 034 **	17 x 2 x 24AWG	17	14.4	240.2
108U 0024 036 **	18 x 2 x 24AWG	18	14.4	247.5
108U 0024 038 **	19 x 2 x 24AWG	19	14.4	254.9
108U 0024 040 **	20 x 2 x 24AWG	20	14.8	267.2
108U 0024 042 **	21 x 2 x 24AWG	21	15.2	279.3
108U 0024 044 **	22 x 2 x 24AWG	22	16.2	300.3
108U 0022 002 **	1 x 2 x22AWG	1	5.3	37.0
108U 0022 004 **	2 x 2 x 22AWG	2	7.2	61.6
108U 0022 006 **	3 x 2 x 22AWG	3	7.7	75.5
108U 0022 008 **	4 x 2 x 22AWG	4	8.4	92.3
108U 0022 010 **	5 x 2 x 22AWG	5	9.3	110.2
108U 0022 012 **	6 x 2 x 22AWG	6	10.1	128.8
108U 0022 014 **	7 x 2 x 22AWG	7	11.0	147.9
108U 0022 016 **	8 x 2 x 22AWG	8	11.9	167.7
108U 0022 018 **	9 x 2 x 22AWG	9	12.8	187.9
108U 0022 020 **	10 x 2 x 22AWG	10	13.7	208.7
108U 0022 022 **	11 x 2 x 22AWG	11	13.4	216.0
108U 0022 024 **	12 x 2 x 22AWG	12	13.4	226.2
108U 0022 026 **	13 x 2 x 22AWG	13	14.2	245.5
108U 0022 028 **	14 x 2 x 22AWG	14	14.2	255.6
108U 0022 030 **	15 x 2 x 22AWG	15	15.0	276.2
108U 0022 032 **	16 x 2 x 22AWG	16	15.0	286.3
108U 0022 034 **	17 x 2 x 22AWG	17	15.9	307.8
108U 0022 036 **	18 x 2 x 22AWG	18	15.9	317.9
108U 0022 038 **	19 x 2 x 22AWG	19	15.9	328.1
108U 0022 040 **	20 x 2 x 22AWG	20	16.3	344.2
108U 0022 042 **	21 x 2 x 22AWG	21	16.7	360.1
108U 0022 044 **	22 x 2 x 22AWG	22	17.9	386.6
108U 0020 002 **	1 x 2 x 20AWG	1	5.7	43.9
108U 0020 004 **	2 x 2 x 20AWG	2	8.0	76.1
108U 0020 006 **	3 x 2 x 20AWG	3	8.5	95.0
108U 0020 008 **	4 x 2 x 20AWG	4	9.3	117.2
108U 0020 010 **	5 x 2 x 20AWG	5	10.2	140.7
108U 0020 012 **	6 x 2 x 20AWG	6	11.2	165.1
108U 0020 014 **	7 x 2 x 20AWG	7	12.2	190.2
108U 0020 016 **	8 x 2 x 20AWG	8	13.2	216.1
108U 0020 018 **	9 x 2 x 20AWG	9	14.2	242.6
108U 0020 020 **	10 x 2 x 20AWG	10	15.2	269.7

Part No.	Cores No.+area (AWG)	Twinning	Approx. Diameter (mm)	Approx. Weight (kg/km)
108U 0020 022 **	11 x 2 x 20AWG	11	14.9	280.7
108U 0020 024 **	12 x 2 x 20AWG	12	14.9	295.1
108U 0020 026 **	13 x 2 x 20AWG	13	15.8	320.4
108U 0020 028 **	14 x 2 x 20AWG	14	15.8	334.8
108U 0020 030 **	15 x 2 x 20AWG	15	16.7	361.7
108U 0020 032 **	16 x 2 x 20AWG	16	16.7	376.1
108U 0020 034 **	17 x 2 x 20AWG	17	17.8	405.4
108U 0020 036 **	18 x 2 x 20AWG	18	17.8	419.8
108U 0020 038 **	19 x 2 x 20AWG	19	17.8	434.3
108U 0020 040 **	20 x 2 x 20AWG	20	18.3	455.9
108U 0020 042 **	21 x 2 x 20AWG	21	18.7	477.3
108U 0020 044 **	22 x 2 x 20AWG	22	20.0	511.4
108U 0019 002 **	1 x 2 x 19AWG	1	5.9	48.3
108U 0019 004 **	2 x 2 x 19AWG	2	8.4	85.5
108U 0019 006 **	3 x 2 x 19AWG	3	8.9	107.6
108U 0019 008 **	4 x 2 x 19AWG	4	9.8	133.4
108U 0019 010 **	5 x 2 x 19AWG	5	10.8	160.6
108U 0019 012 **	6 x 2 x 19AWG	6	11.8	188.8
108U 0019 014 **	7 x 2 x 19AWG	7	12.8	217.9
108U 0019 016 **	8 x 2 x 19AWG	8	13.9	247.8
108U 0019 018 **	9 x 2 x 19AWG	9	15.0	278.3
108U 0019 020 **	10 x 2 x 19AWG	10	16.0	309.6
108U 0019 022 **	11 x 2 x 19AWG	11	15.8	323.1
108U 0019 024 **	12 x 2 x 19AWG	12	15.8	340.4
108U 0019 026 **	13 x 2 x 19AWG	13	16.7	369.7
108U 0019 028 **	14 x 2 x 19AWG	14	16.7	386.9
108U 0019 030 **	15 x 2 x 19AWG	15	17.7	419.3
108U 0019 032 **	16 x 2 x 19AWG	16	17.7	436.5
108U 0019 034 **	17 x 2 x 19AWG	17	18.8	468.9
108U 0019 036 **	18 x 2 x 19AWG	18	18.8	486.2
108U 0019 038 **	19 x 2 x 19AWG	19	18.8	503.4
108U 0019 040 **	20 x 2 x 19AWG	20	19.3	528.7
108U 0019 042 **	21 x 2 x 19AWG	21	19.8	553.6
108U 0019 044 **	22 x 2 x 19AWG	22	21.4	603.8
108U 0018 002 **	1 x 2 x 18AWG	1	6.2	54.0
108U 0018 004 **	2 x 2 x 18AWG	2	8.9	97.6
108U 0018 006 **	3 x 2 x 18AWG	3	9.5	124.0
108U 0018 008 **	4 x 2 x 18AWG	4	10.4	154.5
108U 0018 010 **	5 x 2 x 18AWG	5	11.5	186.6
108U 0018 012 **	6 x 2 x 18AWG	6	12.6	219.8
108U 0018 014 **	7 x 2 x 18AWG	7	13.7	253.9
108U 0018 016 **	8 x 2 x 18AWG	8	14.8	289.1
108U 0018 018 **	9 x 2 x 18AWG	9	16.0	325.0
108U 0018 020 **	10 x 2 x 18AWG	10	17.1	361.7
108U 0018 022 **	11 x 2 x 18AWG	11	16.8	378.5
108U 0018 024 **	12 x 2 x 18AWG	12	16.8	399.4
108U 0018 026 **	13 x 2 x 18AWG	13	17.9	435.3
108U 0018 028 **	14 x 2 x 18AWG	14	17.9	456.3
108U 0018 030 **	15 x 2 x 18AWG	15	19.0	492.8
108U 0018 032 **	16 x 2 x 18AWG	16	19.0	513.8
108U 0018 034 **	17 x 2 x 18AWG	17	20.1	551.8
108U 0018 036 **	18 x 2 x 18AWG	18	20.1	572.8
108U 0018 038 **	19 x 2 x 18AWG	19	20.1	593.7
108U 0018 040 **	20 x 2 x 18AWG	20	20.6	623.7
108U 0018 042 **	21 x 2 x 18AWG	21	21.4	656.5
108U 0018 044 **	22 x 2 x 18AWG	22	22.9	702.5
108U 0016 002 **	1 x 2 x 16AWG	1	6.8	68.3
108U 0016 004 **	2 x 2 x 16AWG	2	10.0	127.8
108U 0016 006 **	3 x 2 x 16AWG	3	10.7	165.1
108U 0016 008 **	4 x 2 x 16AWG	4	11.8	207.5
108U 0016 010 **	5 x 2 x 16AWG	5	13.0	252.0
108U 0016 012 **	6 x 2 x 16AWG	6	14.2	297.9
108U 0016 014 **	7 x 2 x 16AWG	7	15.7	346.3
108U 0016 016 **	8 x 2 x 16AWG	8	17.0	394.8
108U 0016 018 **	9 x 2 x 16AWG	9	18.5	447.1
108U 0016 020 **	10 x 2 x 16AWG	10	19.8	497.9
108U 0016 022 **	11 x 2 x 16AWG	11	19.5	523.2
108U 0016 024 **	12 x 2 x 16AWG	12	19.5	553.8
108U 0016 026 **	13 x 2 x 16AWG	13	20.6	601.8
108U 0016 028 **	14 x 2 x 16AWG	14	20.6	632.5
108U 0016 030 **	15 x 2 x 16AWG	15	21.8	683.1
108U 0016 032 **	16 x 2 x 16AWG	16	21.8	713.7
108U 0016 034 **	17 x 2 x 16AWG	17	23.1	766.2
108U 0016 036 **	18 x 2 x 16AWG	18	23.1	796.8
108U 0016 038 **	19 x 2 x 16AWG	19	23.1	827.5
108U 0016 040 **	20 x 2 x 16AWG	20	23.7	869.7
108U 0016 042 **	21 x 2 x 16AWG	21	24.6	915.1
108U 0016 044 **	22 x 2 x 16AWG	22	26.3	977.7

Note: For more customized products of other specifications or special specifications, please call for consultation.

PVC HIGH FLEXIBLE CONTROL CABLE
YY–FD 501U 600V



Application

Cardiffcable YY–FD 501U is approved for used in USA and Canada. It is suitable for use in the machine tool industry in robotics and machine production. These high flexible control cables are suitable for shift and bending stresses in machines and machine tool constructions. The long service life is reached by the special construction and compounds. It is suitable for use in dry, humid and wet rooms. The outer sheath, based on PVC, is largely resistant to acids and oil, it is free of silicone and lacquer damaging substances.

Recommended: Cardiffcable CP–FD 502U series, when there is external electromagnetic interference.

Construction

Conductor: fine strands of bare copper, acc. to UL 758

Insulation: PVC

Core stranding: Short pitch stranding.

Insulation colour:

JZ Black core with white numbers and GN/YE

JB Color core and GN/YE

OZ Black core with white numbers

OB Color core

Outer sheath: Special PVC compound

Sheath colour: Grey, RAL 7001 / Black, RAL 9005

Technical data

Max speed： 2m/s

Max acceleration： 20m/s²

Rated voltage: 600V UL+cUL

Test voltage: 3000V

Insulation resistance: ⩾20MΩ・km (20℃)

Bending radius: Flexible applicatin:7.5x cable diameter

Fixed installation:4 x cable diameter

Temperature range: Flexible application: –5℃ to +80℃

Fixed installation: –20℃ to +70℃

Temperature resistant material：

Flexible application: –10℃ to +90℃

Fixed installation: –40℃ to +105℃

Burning behavior: Self–extinguishing &flame–retardant acc. to VW–1,FT1

Remarks

** represent the core colour

JZ code：01 OZ code：02

JB code：03 OB code：04

Part No.	Cores No.+area (AWG)	Approx. Diameter (mm)	Approx. Weight (kg/km)
501U 0020 002 **	2 x 20AWG	5.9	27.1
501U 0020 003 **	3 x 20AWG	6.2	26.3
501U 0020 004 **	4 x 20AWG	6.8	28.0
501U 0020 005 **	5 x 20AWG	7.6	33.5
501U 0020 006 **	6 x 20AWG	8.2	36.4
501U 0020 007 **	7 x 20AWG	9.1	42.8
501U 0020 008 **	8 x 20AWG	9.7	46.0
501U 0020 009 **	9 x 20AWG	10.6	55.1
501U 0020 010 **	10 x 20AWG	11.3	61.9
501U 0020 012 **	12 x 20AWG	11.1	59.6
501U 0020 014 **	14 x 20AWG	11.8	67.2
501U 0020 016 **	16 x 20AWG	12.5	70.6
501U 0020 018 **	18 x 20AWG	13.3	80.0
501U 0020 020 **	20 x 20AWG	13.6	80.6
501U 0020 021 **	21 x 20AWG	13.9	84.3
501U 0020 024 **	24 x 20AWG	15.6	103.7
501U 0020 025 **	25 x 20AWG	16.2	114.5
501U 0020 027 **	27 x 20AWG	16.2	111.5
501U 0020 030 **	30 x 20AWG	16.7	115.1
501U 0020 032 **	32 x 20AWG	17.5	129.6
501U 0020 036 **	36 x 20AWG	18.2	131.6
501U 0019 002 **	2 x 19AWG	6.1	28.9
501U 0019 003 **	3 x 19AWG	6.4	27.9
501U 0019 004 **	4 x 19AWG	7.0	29.7
501U 0019 005 **	5 x 19AWG	7.9	35.5
501U 0019 006 **	6 x 19AWG	8.6	38.6
501U 0019 007 **	7 x 19AWG	9.4	45.2
501U 0019 008 **	8 x 19AWG	10.3	53.0
501U 0019 009 **	9 x 19AWG	11.0	58.2
501U 0019 010 **	10 x 19AWG	11.9	70.7
501U 0019 012 **	12 x 19AWG	11.7	68.1
501U 0019 014 **	14 x 19AWG	12.3	71.0
501U 0019 016 **	16 x 19AWG	13.2	80.2
501U 0019 018 **	18 x 19AWG	13.9	84.4
501U 0019 020 **	20 x 19AWG	14.2	85.0
501U 0019 021 **	21 x 19AWG	14.7	95.2
501U 0019 024 **	24 x 19AWG	16.5	116.6
501U 0019 025 **	25 x 19AWG	16.8	121.0
501U 0019 027 **	27 x 19AWG	16.8	117.6
501U 0019 030 **	30 x 19AWG	17.6	128.9
501U 0019 032 **	32 x 19AWG	18.3	136.8
501U 0019 036 **	36 x 19AWG	19.2	146.9
501U 0018 002 **	2 x 18AWG	6.4	31.3
501U 0018 003 **	3 x 18AWG	6.7	30.0
501U 0018 004 **	4 x 18AWG	7.6	35.1
501U 0018 005 **	5 x 18AWG	8.3	38.1
501U 0018 006 **	6 x 18AWG	9.2	45.2
501U 0018 007 **	7 x 18AWG	9.9	48.3
501U 0018 008 **	8 x 18AWG	10.8	56.6
501U 0018 009 **	9 x 18AWG	11.8	67.3
501U 0018 010 **	10 x 18AWG	12.5	75.7
501U 0018 012 **	12 x 18AWG	12.3	72.9
501U 0018 014 **	14 x 18AWG	12.9	76.0
501U 0018 016 **	16 x 18AWG	13.8	85.7
501U 0018 018 **	18 x 18AWG	14.8	96.5
501U 0018 020 **	20 x 18AWG	15.1	97.2
501U 0018 021 **	21 x 18AWG	15.5	101.7
501U 0018 024 **	24 x 18AWG	17.5	132.1
501U 0018 025 **	25 x 18AWG	17.9	137.0
501U 0018 027 **	27 x 18AWG	17.9	133.2
501U 0018 030 **	30 x 18AWG	18.5	137.5
501U 0018 032 **	32 x 18AWG	19.4	154.4
501U 0018 036 **	36 x 18AWG	20.1	156.6
501U 0016 002 **	2 x 16AWG	7.6	43.5
501U 0016 003 **	3 x 16AWG	8.0	41.6
501U 0016 004 **	4 x 16AWG	9.0	47.9
501U 0016 005 **	5 x 16AWG	9.8	51.9
501U 0016 006 **	6 x 16AWG	10.9	61.0
501U 0016 007 **	7 x 16AWG	11.9	70.2
501U 0016 008 **	8 x 16AWG	12.8	75.5
501U 0016 009 **	9 x 16AWG	13.9	89.3
501U 0016 010 **	10 x 16AWG	15.0	107.5

Part No.	Cores No.+area (AWG)	Approx. Diameter (mm)	Approx. Weight (kg/km)
501U 0016 012 **	12 x 16AWG	14.8	103.3
501U 0016 014 **	14 x 16AWG	15.6	107.7
501U 0016 016 **	16 x 16AWG	16.6	120.2
501U 0016 018 **	18 x 16AWG	17.7	134.0
501U 0016 020 **	20 x 16AWG	18.1	134.8
501U 0016 021 **	21 x 16AWG	18.5	141.3
501U 0016 024 **	24 x 16AWG	20.9	181.0
501U 0016 025 **	25 x 16AWG	21.4	187.9
501U 0016 027 **	27 x 16AWG	21.4	182.4
501U 0016 030 **	30 x 16AWG	22.3	197.8
501U 0016 032 **	32 x 16AWG	23.4	220.3
501U 0016 036 **	36 x 16AWG	24.2	223.2
501U 0014 002 **	2 x 14AWG	9.5	66.1
501U 0014 003 **	3 x 14AWG	10.1	62.4
501U 0014 004 **	4 x 14AWG	11.2	70.8
501U 0014 005 **	5 x 14AWG	12.5	81.9
501U 0014 006 **	6 x 14AWG	13.8	94.8
501U 0014 007 **	7 x 14AWG	15.2	107.6
501U 0014 008 **	8 x 14AWG	16.5	122.7
501U 0014 009 **	9 x 14AWG	17.9	143.2
501U 0014 010 **	10 x 14AWG	19.2	170.7
501U 0014 012 **	12 x 14AWG	18.7	155.9
501U 0014 014 **	14 x 14AWG	19.9	170.8
501U 0014 016 **	16 x 14AWG	21.2	188.4
501U 0014 018 **	18 x 14AWG	22.5	207.9
501U 0014 020 **	20 x 14AWG	23.1	208.9
501U 0014 021 **	21 x 14AWG	23.8	229.4
501U 0014 024 **	24 x 14AWG	26.8	288.2
501U 0014 025 **	25 x 14AWG	27.4	299.5
501U 0014 027 **	27 x 14AWG	27.4	290.3
501U 0014 030 **	30 x 14AWG	28.6	311.7
501U 0014 032 **	32 x 14AWG	29.9	344.7
501U 0014 036 **	36 x 14AWG	31.2	362.0
501U 0012 002 **	2 x 12AWG	10.8	85.1
501U 0012 003 **	3 x 12AWG	11.5	80.1
501U 0012 004 **	4 x 12AWG	12.8	90.1
501U 0012 005 **	5 x 12AWG	14.2	103.4
501U 0012 006 **	6 x 12AWG	15.7	119.0
501U 0012 007 **	7 x 12AWG	17.2	134.1
501U 0012 008 **	8 x 12AWG	18.7	152.1
501U 0012 009 **	9 x 12AWG	20.5	185.8
501U 0012 010 **	10 x 12AWG	22.0	220.5
501U 0012 012 **	12 x 12AWG	21.5	202.5
501U 0012 014 **	14 x 12AWG	22.8	220.4
501U 0012 016 **	16 x 12AWG	24.2	241.9
501U 0012 018 **	18 x 12AWG	25.7	265.5
501U 0012 020 **	20 x 12AWG	26.6	277.9
501U 0012 021 **	21 x 12AWG	27.2	291.7
501U 0012 024 **	24 x 12AWG	30.8	377.1
501U 0012 025 **	25 x 12AWG	31.5	392.0
501U 0012 027 **	27 x 12AWG	31.5	379.8
501U 0012 030 **	30 x 12AWG	32.8	405.8
501U 0012 032 **	32 x 12AWG	34.2	447.0
501U 0012 036 **	36 x 12AWG	35.7	467.2
501U 0010 002 **	2 x 10AWG	12.4	110.2
501U 0010 003 **	3 x 10AWG	13.3	108.9
501U 0010 004 **	4 x 10AWG	14.8	121.4
501U 0010 005 **	5 x 10AWG	16.5	138.3
501U 0010 007 **	7 x 10AWG	19.9	176.7
501U 0008 002 **	2 x 8AWG	15.3	167.4
501U 0008 003 **	3 x 8AWG	16.5	162.9
501U 0008 004 **	4 x 8AWG	18.3	179.6
501U 0008 005 **	5 x 8AWG	20.5	211.4
501U 0008 007 **	7 x 8AWG	24.9	275.8
501U 0006 003 **	3 x 6AWG	20.6	250.6
501U 0006 004 **	4 x 6AWG	22.9	273.8
501U 0006 005 **	5 x 6AWG	25.5	317.2
501U 0006 007 **	7 x 6AWG	31.1	418.3
501U 0004 003 **	3 x 4AWG	23.8	330.1
501U 0004 004 **	4 x 4AWG	26.6	369.9
501U 0004 005 **	5 x 4AWG	29.7	424.4
501U 0004 007 **	7 x 4AWG	36.0	550.1

Note: For more customized products of other specifications or special specifications, please call for consultation.

Part No.	Cores No.+area (AWG)	Approx. Diameter (mm)	Approx. Weight (kg/km)
512U 0002 003 **	3 x 2AWG	32.2	1991.6
512U 0002 004 **	4 x 2AWG	35.5	2456.3
512U 0002 005 **	5 x 2AWG	39.5	2994.3
512U 0002 007 **	7 x 2AWG	47.3	4066.0
512U 0001 003 **	3 x 1AWG	36.8	2570.2
512U 0001 004 **	4 x 1AWG	40.5	3168.2
512U 0001 005 **	5 x 1AWG	45.2	3873.1
512U 0001 007 **	7 x 1AWG	54.5	5309.9
512U 0101 003 **	3 x 1/0AWG	40.1	3081.1
512U 0101 004 **	4 x 1/0AWG	44.6	3859.9
512U 0101 005 **	5 x 1/0AWG	49.6	4709.3
512U 0101 007 **	7 x 1/0AWG	59.8	6417.2
512U 0201 003 **	3 x 2/0AWG	43.7	3726.3
512U 0201 004 **	4 x 2/0AWG	48.5	4666.6
512U 0201 005 **	5 x 2/0AWG	53.5	5620.1
512U 0301 003 **	3 x 3/0AWG	47.3	4462.3
512U 0301 004 **	4 x 3/0AWG	52.7	5619.2
512U 0301 005 **	5 x 3/0AWG	58.6	6845.2
512U 0401 003 **	3 x 4/0AWG	51.8	5431.0
512U 0401 004 **	4 x 4/0AWG	57.6	6836.7
512U 0401 005 **	5 x 4/0AWG	64.2	8350.5
512U 0250 003 **	3 x 250kcmil	57.8	6639.5
512U 0250 004 **	4 x 250kcmil	64.5	8366.3
512U 0300 003 **	3 x 300kcmil	62.1	7740.2
512U 0300 004 **	4 x 300kcmil	69.2	9748.4
512U 0350 004 **	4 x 350kcmil	73.5	11125.4

Note: For more customized products of other specifications or special specifications, please call for consultation.

PVC HIGH FLEXIBLE CONTROL CABLE YY–FD 571U 1000V



Application

Cardiffcable YY–FD 571U is approved for used in USA and Canada. It is suitable for free but not continuously moving applications, without tensile stress and without defined cable routing. It can be used as a connection cable for machine tools, plant and appliances, as well as in heating, air refrigeration systems. YY–FD 571U is applied for greater voltage. Suitable for use in dry, humid and wet rooms. Outdoor use but no laying underground. The outer sheath, based on PVC, is largely resistant to acids and oil, it is free of silicone and lacquer damaging substances.

Recommended: Cardiffcable CP–FD 572U series, when there is external electromagnetic interference.

Construction

Conductor: fine strands of bare copper, acc. to UL 758

Insulation: PVC

Core stranding: Short pitch stranding.

Insulation colour:

JZ Black core with white numbers and GN/YE

JB Color core and GN/YE

OZ Black core with white numbers

OB Color core

Outer sheath: Special PVC compound

Sheath colour: Grey, RAL 7001 / Black, RAL 9005

Technical data

Max speed: 2m/s

Max acceleration: 20m/s^2

Rated voltage: 1000V UL+cUL

Test voltage: 4000V

Insulation resistance: ⩾20MΩ・km (20℃)

Bending radius: Flexible applicatin:7.5x cable diameter

Fixed installation:4 x cable diameter

Temperature range: Flexible application: –5℃ to +90℃

Fixed installation: –20℃ to +105℃

Temperature resistant material:

Flexible application: –10℃ to +90℃

Fixed installation: –40℃ to +105℃

Burning behavior: Self–extinguishing &flame–retardant acc. to VW–1,FT1

Remarks

** represent the core colour

JZ code: 01 OZ code: 02

JB code: 03 OB code: 04

Part No.	Cores No.+area (AWG)	Approx. Diameter (mm)	Approx. Weight (kg/km)
571U 0020 002 **	2 x 20AWG	5.9	27.1
571U 0020 003 **	3 x 20AWG	6.2	26.3
571U 0020 004 **	4 x 20AWG	6.8	28.0
571U 0020 005 **	5 x 20AWG	7.6	33.5
571U 0020 006 **	6 x 20AWG	8.2	36.4
571U 0020 007 **	7 x 20AWG	9.1	42.8
571U 0020 008 **	8 x 20AWG	9.7	46.0
571U 0020 009 **	9 x 20AWG	10.6	55.1
571U 0020 010 **	10 x 20AWG	11.3	61.9
571U 0020 012 **	12 x 20AWG	11.1	59.6
571U 0020 014 **	14 x 20AWG	11.8	67.2
571U 0020 016 **	16 x 20AWG	12.5	70.6
571U 0020 018 **	18 x 20AWG	13.3	80.0
571U 0020 020 **	20 x 20AWG	13.6	80.6
571U 0020 021 **	21 x 20AWG	13.9	84.3
571U 0020 024 **	24 x 20AWG	15.6	103.7
571U 0020 025 **	25 x 20AWG	16.2	114.5
571U 0020 027 **	27 x 20AWG	16.2	111.5
571U 0020 030 **	30 x 20AWG	16.7	115.1
571U 0020 032 **	32 x 20AWG	17.5	129.6
571U 0020 036 **	36 x 20AWG	18.2	131.6
571U 0019 002 **	2 x 19AWG	6.1	28.9
571U 0019 003 **	3 x 19AWG	6.4	27.9
571U 0019 004 **	4 x 19AWG	7.0	29.7
571U 0019 005 **	5 x 19AWG	7.9	35.5
571U 0019 006 **	6 x 19AWG	8.6	38.6
571U 0019 007 **	7 x 19AWG	9.4	45.2
571U 0019 008 **	8 x 19AWG	10.3	53.0
571U 0019 009 **	9 x 19AWG	11.0	58.2
571U 0019 010 **	10 x 19AWG	11.9	70.7
571U 0019 012 **	12 x 19AWG	11.7	68.1
571U 0019 014 **	14 x 19AWG	12.3	71.0
571U 0019 016 **	16 x 19AWG	13.2	80.2
571U 0019 018 **	18 x 19AWG	13.9	84.4
571U 0019 020 **	20 x 19AWG	14.2	85.0
571U 0019 021 **	21 x 19AWG	14.7	95.2
571U 0019 024 **	24 x 19AWG	16.5	116.6
571U 0019 025 **	25 x 19AWG	16.8	121.0
571U 0019 027 **	27 x 19AWG	16.8	117.6
571U 0019 030 **	30 x 19AWG	17.6	128.9
571U 0019 032 **	32 x 19AWG	18.3	136.8
571U 0019 036 **	36 x 19AWG	19.2	146.9
571U 0018 002 **	2 x 18AWG	6.4	31.3
571U 0018 003 **	3 x 18AWG	6.7	30.0
571U 0018 004 **	4 x 18AWG	7.6	35.1
571U 0018 005 **	5 x 18AWG	8.3	38.1
571U 0018 006 **	6 x 18AWG	9.2	45.2
571U 0018 007 **	7 x 18AWG	9.9	48.3
571U 0018 008 **	8 x 18AWG	10.8	56.6
571U 0018 009 **	9 x 18AWG	11.8	67.3
571U 0018 010 **	10 x 18AWG	12.5	75.7
571U 0018 012 **	12 x 18AWG	12.3	72.9
571U 0018 014 **	14 x 18AWG	12.9	76.0
571U 0018 016 **	16 x 18AWG	13.8	85.7
571U 0018 018 **	18 x 18AWG	14.8	96.5
571U 0018 020 **	20 x 18AWG	15.1	97.2
571U 0018 021 **	21 x 18AWG	15.5	101.7
571U 0018 024 **	24 x 18AWG	17.5	132.1
571U 0018 025 **	25 x 18AWG	17.9	137.0
571U 0018 027 **	27 x 18AWG	17.9	133.2
571U 0018 030 **	30 x 18AWG	18.5	137.5
571U 0018 032 **	32 x 18AWG	19.4	154.4
571U 0018 036 **	36 x 18AWG	20.1	156.6
571U 0016 002 **	2 x 16AWG	7.6	43.5
571U 0016 003 **	3 x 16AWG	8.0	41.6
571U 0016 004 **	4 x 16AWG	9.0	47.9
571U 0016 005 **	5 x 16AWG	9.8	51.9
571U 0016 006 **	6 x 16AWG	10.9	61.0
571U 0016 007 **	7 x 16AWG	11.9	70.2
571U 0016 008 **	8 x 16AWG	12.8	75.5
571U 0016 009 **	9 x 16AWG	13.9	89.3
571U 0016 010 **	10 x 16AWG	15.0	107.5

Part No.	Cores No.+area (AWG)	Approx. Diameter (mm)	Approx. Weight (kg/km)
571U 0016 012 **	12 x 16AWG	14.8	03.3
571U 0016 014 **	14 x 16AWG	15.6	107.7
571U 0016 016 **	16 x 16AWG	16.6	120.2
571U 0016 018 **	18 x 16AWG	17.7	134.0
571U 0016 020 **	20 x 16AWG	18.1	134.8
571U 0016 021 **	21 x 16AWG	18.5	141.3
571U 0016 024 **	24 x 16AWG	20.9	181.0
571U 0016 025 **	25 x 16AWG	21.4	187.9
571U 0016 027 **	27 x 16AWG	21.4	182.4
571U 0016 030 **	30 x 16AWG	22.3	197.8
571U 0016 032 **	32 x 16AWG	23.4	220.3
571U 0016 036 **	36 x 16AWG	24.2	223.2
571U 0014 002 **	2 x 14AWG	9.5	66.1
571U 0014 003 **	3 x 14AWG	10.1	62.4
571U 0014 004 **	4 x 14AWG	11.2	70.8
571U 0014 005 **	5 x 14AWG	12.5	81.9
571U 0014 006 **	6 x 14AWG	13.8	94.8
571U 0014 007 **	7 x 14AWG	15.2	107.6
571U 0014 008 **	8 x 14AWG	16.5	122.7
571U 0014 009 **	9 x 14AWG	17.9	143.2
571U 0014 010 **	10 x 14AWG	19.2	170.7
571U 0014 012 **	12 x 14AWG	18.7	155.9
571U 0014 014 **	14 x 14AWG	19.9	170.8
571U 0014 016 **	16 x 14AWG	21.2	188.4
571U 0014 018 **	18 x 14AWG	22.5	207.9
571U 0014 020 **	20 x 14AWG	23.1	208.9
571U 0014 021 **	21 x 14AWG	23.8	229.4
571U 0014 024 **	24 x 14AWG	26.8	288.2
571U 0014 025 **	25 x 14AWG	27.4	299.5
571U 0014 027 **	27 x 14AWG	27.4	290.3
571U 0014 030 **	30 x 14AWG	28.6	311.7
571U 0014 032 **	32 x 14AWG	29.9	344.7
571U 0014 036 **	36 x 14AWG	31.2	362.0
571U 0012 002 **	2 x 12AWG	10.8	85.1
571U 0012 003 **	3 x 12AWG	11.5	80.1
571U 0012 004 **	4 x 12AWG	12.8	90.1
571U 0012 005 **	5 x 12AWG	14.2	103.4
571U 0012 006 **	6 x 12AWG	15.7	119.0
571U 0012 007 **	7 x 12AWG	17.2	134.1
571U 0012 008 **	8 x 12AWG	18.7	152.1
571U 0012 009 **	9 x 12AWG	20.5	185.8
571U 0012 010 **	10 x 12AWG	22.0	220.5
571U 0012 012 **	12 x 12AWG	21.5	202.5
571U 0012 014 **	14 x 12AWG	22.8	220.4
571U 0012 016 **	16 x 12AWG	24.2	241.9
571U 0012 018 **	18 x 12AWG	25.7	265.5
571U 0012 020 **	20 x 12AWG	26.6	277.9
571U 0012 021 **	21 x 12AWG	27.2	291.7
571U 0012 024 **	24 x 12AWG	30.8	377.1
571U 0012 025 **	25 x 12AWG	31.5	392.0
571U 0012 027 **	27 x 12AWG	31.5	379.8
571U 0012 030 **	30 x 12AWG	32.8	405.8
571U 0012 032 **	32 x 12AWG	34.2	447.0
571U 0012 036 **	36 x 12AWG	35.7	467.2
571U 0010 002 **	2 x 10AWG	12.4	110.2
571U 0010 003 **	3 x 10AWG	13.3	108.9
571U 0010 004 **	4 x 10AWG	14.8	121.4
571U 0010 005 **	5 x 10AWG	16.5	138.3
571U 0010 007 **	7 x 10AWG	19.9	176.7
571U 0008 002 **	2 x 8AWG	15.3	167.4
571U 0008 003 **	3 x 8AWG	16.5	162.9
571U 0008 004 **	4 x 8AWG	18.3	179.6
571U 0008 005 **	5 x 8AWG	20.5	211.4
571U 0008 007 **	7 x 8AWG	24.9	275.8
571U 0006 003 **	3 x 6AWG	20.6	250.6
571U 0006 004 **	4 x 6AWG	22.9	273.8
571U 0006 005 **	5 x 6AWG	25.5	317.2
571U 0006 007 **	7 x 6AWG	31.1	418.3
571U 0004 003 **	3 x 4AWG	23.8	330.1
571U 0004 004 **	4 x 4AWG	26.6	369.9
571U 0004 005 **	5 x 4AWG	29.7	424.4
571U 0004 007 **	7 x 4AWG	36.0	550.1

Part No.	Cores No.+area (AWG)	Approx. Diameter (mm)	Approx. Weight (kg/km)
571U 0002 003 **	3 x 2AWG	28.4	463.7
571U 0002 004 **	4 x 2AWG	31.7	514.2
571U 0002 005 **	5 x 2AWG	35.5	599.8
571U 0002 007 **	7 x 2AWG	43.1	782.0
571U 0001 003 **	3 x 1AWG	32.8	613.2
571U 0001 004 **	4 x 1AWG	36.7	690.6
571U 0001 005 **	5 x 1AWG	41.0	797.1
571U 0001 007 **	7 x 1AWG	49.9	1044.5
571U 0101 003 **	3 x 1/0AWG	36.1	738.0
571U 0101 004 **	4 x 1/0AWG	40.4	825.7
571U 0101 005 **	5 x 1/0AWG	45.2	966.9
571U 0101 007 **	7 x 1/0AWG	55.0	1252.7
571U 0201 003 **	3 x 2/0AWG	39.5	887.0
571U 0201 004 **	4 x 2/0AWG	44.1	987.2
571U 0201 005 **	5 x 2/0AWG	49.1	1127.1
571U 0301 003 **	3 x 3/0AWG	43.1	1048.9
571U 0301 004 **	4 x 3/0AWG	48.3	1182.0
571U 0301 005 **	5 x 3/0AWG	54.0	1366.0
571U 0401 003 **	3 x 4/0AWG	47.4	1263.6
571U 0401 004 **	4 x 4/0AWG	53.0	1414.9
571U 0401 005 **	5 x 4/0AWG	59.2	1625.6
571U 0250 003 **	3 x 250kcmil	53.2	1589.9
571U 0250 004 **	4 x 250kcmil	59.7	1792.9
571U 0300 003 **	3 x 300kcmil	57.3	1840.3
571U 0300 004 **	4 x 300kcmil	64.2	2064.8
571U 0350 004 **	4 x 350kcmil	68.1	2306.8

Note: For more customized products of other specifications or special specifications, please call for consultation.

Note: For more customized products of other specifications or special specifications, please call for consultation.

PVC HIGH FLEXIBLE CONTROL CABLE SHIELDED CY–FD 502U 600V



Application

Cardiffcable CY–FD 502U is approved for used in USA and Canada. It is suitable for use in the machine tool industry in robotics and machine production. The increasing demand in industrial automation requires cables with narrow bending radius. Cardiff cable FD series meets this requirement. These high flexible control cables are suitable for shift and bending stresses in machines and machine tool constructions. The long service life is reached by the special construction and compounds. It also can be used in EMC–sensitive environments. It is suitable for use in dry, humid and wet rooms. The outer sheath, based on PVC, is largely resistant to acids and oil, it is free of silicone and lacquer damaging substances.

Construction

Conductor: fine strands of bare copper, acc. to UL 758
Insulation: PVC
Core stranding: Short pitch stranding.
Insulation colour:
JZ Black core with white numbers and GN/YE
JB Color core and GN/YE
OZ Black core with white numbers
OB Color core
Shield: Tinned copper braid
Outer sheath: Special PVC compound
Sheath colour: Grey, RAL 7001 / Black, RAL 9005

Technical data

Max speed： 2m/s
Max acceleration： 20m/s²
Rated voltage: 600V UL+cUL
Test voltage: 3000V
Insulation resistance: ≥20MΩ・km (20℃)
Bending radius: Flexible applicatin:7.5x cable diameter
Fixed installation:4 x cable diameter
Temperature range: Flexible application: –5℃ to +80℃
Fixed installation: –20℃ to +70℃
Temperature resistant material：
Flexible application: –10℃ to +90℃
Fixed installation: –40℃ to +105℃
Burning behavior: Self–extinguishing &flame–retardant acc. to VW–1,FT1

Remarks

** represent the core colour

JZ code：01 OZ code：02
JB code：03 OB code：04

Part No.	Cores No.+area (AWG)	Approx. Diameter (mm)	Approx. Weight (kg/km)
502U 0020 002 **	2 x 20AWG	6.5	53.0
502U 0020 003 **	3 x 20AWG	6.8	64.3
502U 0020 004 **	4 x 20AWG	7.6	80.5
502U 0020 005 **	5 x 20AWG	8.2	94.1
502U 0020 006 **	6 x 20AWG	9.0	111.7
502U 0020 007 **	7 x 20AWG	9.7	125,9
502U 0020 008 **	8 x 20AWG	10.5	144.7
502U 0020 009 **	9 x 20AWG	11.2	159.2
502U 0020 010 **	10 x 20AWG	12.1	179.0
502U 0020 012 **	12 x 20AWG	11.9	195.6
502U 0020 014 **	14 x 20AWG	12.4	218.5
502U 0020 016 **	16 x 20AWG	13.3	247.7
502U 0020 018 **	18 x 20AWG	13.9	271.6
502U 0020 020 **	20 x 20AWG	14.2	292.7
502U 0020 021 **	21 x 20AWG	14.7	311.1
502U 0020 024 **	24 x 20AWG	16.4	359.7
502U 0020 025 **	25 x 20AWG	16.8	372.1
502U 0020 027 **	27 x 20AWG	16.8	390.2
502U 0020 030 **	30 x 20AWG	17.5	430.5
502U 0020 032 **	32 x 20AWG	18.2	455.7
502U 0020 036 **	36 x 20AWG	19.1	507.0
502U 0019 002 **	2 x 19AWG	6.7	57.6
502U 0019 003 **	3 x 19AWG	7.0	70.5
502U 0019 004 **	4 x 19AWG	7.8	88.6
502U 0019 005 **	5 x 19AWG	8.5	103.9
502U 0019 006 **	6 x 19AWG	9.4	123.5
502U 0019 007 **	7 x 19AWG	10.0	139.4
502U 0019 008 **	8 x 19AWG	10.9	160.2
502U 0019 009 **	9 x 19AWG	11.8	181.7
502U 0019 010 **	10 x 19AWG	12.5	198.3
502U 0019 012 **	12 x 19AWG	12.3	217.9
502U 0019 014 **	14 x 19AWG	12.9	244.1
502U 0019 016 **	16 x 19AWG	13.8	276.9
502U 0019 018 **	18 x 19AWG	14.7	310.6
502U 0019 020 **	20 x 19AWG	15.0	335.1
502U 0019 021 **	21 x 19AWG	15.3	348.8
502U 0019 024 **	24 x 19AWG	17.1	403.0
502U 0019 025 **	25 x 19AWG	17.6	424.8
502U 0019 027 **	27 x 19AWG	17.6	446.0
502U 0019 030 **	30 x 19AWG	18.3	484.5
502U 0019 032 **	32 x 19AWG	19.2	520.8
502U 0019 036 **	36 x 19AWG	19.9	574.0
502U 0018 002 **	2 x 18AWG	7.0	63.5
502U 0018 003 **	3 x 18AWG	7.5	81.9
502U 0018 004 **	4 x 18AWG	8.2	99.0
502U 0018 005 **	5 x 18AWG	9.1	120.6
502U 0018 006 **	6 x 18AWG	9.8	138.7
502U 0018 007 **	7 x 18AWG	10.7	161.6
502U 0018 008 **	8 x 18AWG	11.4	180.2
502U 0018 009 **	9 x 18AWG	12.4	204.3
502U 0018 010 **	10 x 18AWG	13.3	229.2
502U 0018 012 **	12 x 18AWG	12,9	246,8
502U 0018 014 **	14 x 18AWG	13.7	283.3
502U 0018 016 **	16 x 18AWG	14.6	321.1
502U 0018 018 **	18 x 18AWG	15.4	353.0
502U 0018 020 **	20 x 18AWG	15.7	381.7
502U 0018 021 **	21 x 18AWG	16.3	404.7
502U 0018 024 **	24 x 18AWG	18.2	471.0
502U 0018 025 **	25 x 18AWG	18.6	487.5
502U 0018 027 **	27 x 18AWG	18,6	512.7
502U 0018 030 **	30 x 18AWG	19.4	565.5
502U 0018 032 **	32 x 18AWG	20.1	598.2
502U 0018 036 **	36 x 18AWG	21.0	665.6
502U 0016 002 **	2 x 16AWG	8.2	86.9
502U 0016 003 **	3 x 16AWG	8.8	113.0
502U 0016 004 **	4 x 16AWG	9.6	137.9
502U 0016 005 **	5 x 16AWG	10.6	168.1
502U 0016 006 **	6 x 16AWG	11.5	194.2
502U 0016 007 **	7 x 16AWG	12.5	225.9
502U 0016 008 **	8 x 16AWG	13.6	258.7
502U 0016 009 **	9 x 16AWG	14.7	292,3
502U 0016 010 **	10 x 16AWG	15.6	320.0

Part No.	Cores No.+area (AWG)	Approx. Diameter (mm)	Approx. Weight (kg/km)
502U 0016 012 **	12 x 16AWG	15.4	355.8
502U 0016 014 **	14 x 16AWG	16.4	408.2
502U 0016 016 **	16 x 16AWG	17.2	454.5
502U 0016 018 **	18 x 16AWG	18.4	513.2
502U 0016 020 **	20 x 16AWG	19.0	564.3
502U 0016 021 **	21 x 16AWG	19.4	588.1
502U 0016 024 **	24 x 16AWG	22.0	696.3
502U 0016 025 **	25 x 16AWG	22.5	720.9
502U 0016 027 **	27 x 16AWG	22,5	758.9
502U 0016 030 **	30 x 16AWG	23.4	835.6
502U 0016 032 **	32 x 16AWG	24.3	884.3
502U 0016 036 **	36 x 16AWG	25.3	982.6
502U 0014 002 **	2 x 14AWG	10.3	130.0
502U 0014 003 **	3 x 14AWG	10,9	164.7
502U 0014 004 **	4 x 14AWG	12.0	207.8
502U 0014 005 **	5 x 14AWG	13.3	252.9
502U 0014 006 **	6 x 14AWG	14.6	299.3
502U 0014 007 **	7 x 14AWG	15.8	340.1
502U 0014 008 **	8 x 14AWG	17.1	388.6
502U 0014 009 **	9 x 14AWG	18.6	442.3
502U 0014 010 **	10 x 14AWG	19.9	493.3
502U 0014 012 **	12 x 14AWG	19,6	549.7
502U 0014 014 **	14 x 14AWG	20.8	629.4
502U 0014 016 **	16 x 14AWG	22.3	721.0
502U 0014 018 **	18 x 14AWG	23,6	805.1
502U 0014 020 **	20 x 14AWG	24.2	872.3
502U 0014 021 **	21 x 14AWG	24.9	920.2
502U 0014 024 **	24 x 14AWG	27.9	1069.1
502U 0014 025 **	25 x 14AWG	28.7	1119.8
502U 0014 027 **	27 x 14AWG	28,7	1179.6
502U 0014 030 **	30 x 14AWG	29.9	1296.6
502U 0014 032 **	32 x 14AWG	31.2	1386.2
502U 0014 036 **	36 x 14AWG	32,5	1537.4
502U 0012 002 **	2 x 12AWG	11.4	165.7
502U 0012 003 **	3 x 12AWG	12.3	219.7
502U 0012 004 **	4 x 12AWG	13,6	278.4
502U 0012 005 **	5 x 12AWG	15.0	339.4
502U 0012 006 **	6 x 12AWG	16,5	402.0
502U 0012 007 **	7 x 12AWG	18.1	470.1
502U 0012 008 **	8 x 12AWG	19,6	536.1
502U 0012 009 **	9 x 12AWG	21,2	603.3
502U 0012 010 **	10 x 12AWG	22.7	671.8
502U 0012 012 **	12 x 12AWG	22,6	763.8
502U 0012 014 **	14 x 12AWG	23,9	874.4
502U 0012 016 **	16 x 12AWG	25.3	987.6
502U 0012 018 **	18 x 12AWG	26,8	1102,8
502U 0012 020 **	20 x 12AWG	27.5	1198.2
502U 0012 021 **	21 x 12AWG	28.3	1262.3
502U 0012 024 **	24 x 12AWG	32.1	1490.2
502U 0012 025 **	25 x 12AWG	32.8	1543.9
502U 0012 027 **	27 x 12AWG	32.8	1630.2
502U 0012 030 **	30 x 12AWG	34,1	1792,4
502U 0012 032 **	32 x 12AWG	35.5	1914.4
502U 0012 036 **	36 x 12AWG	37,0	2124,9
502U 0010 002 **	2 x 10AWG	13.0	225.1
502U 0010 003 **	3 x 10AWG	13.9	302.3
502U 0010 004 **	4 x 10AWG	15.4	385.2
502U 0010 005 **	5 x 10AWG	17.1	470.8
502U 0010 007 **	7 x 10AWG	20.8	661.1
502U 0008 002 **	2 x 8AWG	16.1	344.2
502U 0008 003 **	3 x 8AWG	17.1	456.2
502U 0008 004 **	4 x 8AWG	19.2	595.7
502U 0008 005 **	5 x 8AWG	21.4	736.7
502U 0008 007 **	7 x 8AWG	25.8	1020.3
502U 0006 003 **	3 x 6AWG	21.5	726.7
502U 0006 004 **	4 x 6AWG	24.0	939.1
502U 0006 005 **	5 x 6AWG	26.6	1158.5
502U 0006 007 **	7 x 6AWG	32,4	1627,8
502U 0004 003 **	3 x 4AWG	24.9	1016.7
502U 0004 004 **	4 x 4AWG	27.7	1314.2
502U 0004 005 **	5 x 4AWG	31.0	1633,8
502U 0004 007 **	7 x 4AWG	37.3	2267.6

Note: For more customized products of other specifications or special specifications, please call for consultation.

Part No.	Cores No.+area (AWG)	Approx. Diameter (mm)	Approx. Weight (kg/km)
502U 0002 003 **	3 x 2AWG	29.7	1492.0
502U 0002 004 **	4 x 2AWG	33.0	1929.2
502U 0002 005 **	5 x 2AWG	36.8	2393.2
502U 0002 007 **	7 x 2AWG	44.4	3334.8
502U 0001 003 **	3 x 1AWG	34.1	1928.3
502U 0001 004 **	4 x 1AWG	38.0	2509.3
502U 0001 005 **	5 x 1AWG	42.3	3106.7
502U 0001 007 **	7 x 1AWG	51.2	4340.4
502U 0101 003 **	3 x 1/0AWG	37.4	2342.3
502U 0101 004 **	4 x 1/0AWG	41.7	3048.3
502U 0101 005 **	5 x 1/0AWG	46.5	3793.2
502U 0101 007 **	7 x 1/0AWG	56.5	5314.1
502U 0201 003 **	3 x 2/0AWG	40.8	2852.6
502U 0201 004 **	4 x 2/0AWG	45.4	3710.8
502U 0201 005 **	5 x 2/0AWG	50.4	4589.7
502U 0301 003 **	3 x 3/0AWG	44.4	3464.2
502U 0301 004 **	4 x 3/0AWG	49.6	4531.5
502U 0301 005 **	5 x 3/0AWG	55.3	5626.8
502U 0401 003 **	3 x 4/0AWG	48.7	4240.8
502U 0401 004 **	4 x 4/0AWG	54.3	5545.4
502U 0401 005 **	5 x 4/0AWG	60.5	6881.1
502U 0250 003 **	3 x 250kcmil	54.5	5173.7
502U 0250 004 **	4 x 250kcmil	60.8	6756.1
502U 0300 003 **	3 x 300kcmil	58.6	6054.5
502U 0300 004 **	4 x 300kcmil	65.5	7932.6
502U 0350 004 **	4 x 350kcmil	69.4	9048.6

Note: For more customized products of other specifications or special specifications, please call for consultation.

PVC HIGH FLEXIBLE CONTROL CABLE SHIELDED CY–FD 572U 1000V



Application

Cardiffcable CY–FD 572U is approved for used in USA and Canada. It is suitable for use in the machine tool industry in robotics and machine production. The increasing demand in industrial automation requires cables with narrow bending radius. Cardiff cable FD series meets this requirement. These high flexible control cables are suitable for shift and bending stresses in machines and machine tool constructions. The long service life is reached by the special construction and compounds. It also can be used in EMC–sensitive environments. It is suitable for use in dry, humid and wet rooms. The outer sheath, based on PVC, is largely resistant to acids and oil, it is free of silicone and lacquer damaging substances.

Construction

Conductor: Fine strands of bare copper, acc. to UL 758.
Insulation: PVC
Insulation colour:
JZ Black core with white numbers and GN/YE
JB Color core and GN/YE
OZ Black core with white numbers
OB Color core
Outer sheath: PUR
Sheath colour: Grey, RAL 7001 or Black, RAL 9005

Technical data

Max speed: 2m/s
Max acceleration: 20m/s^2
Rated voltage: 1000V UL+cUL
Test voltage: 4000V
Insulation resistance: ≥20MΩ • km (20℃)
Bending radius: Flexible applicatin:7.5x cable diameter
Fixed installation:4 x cable diameter
Temperature range: Flexible application: –5℃ to +90℃
Fixed installation: –20℃ to +105℃
Temperature resistant material:
Flexible application: –10℃ to +90℃
Fixed installation: –40℃ to +105℃
Burning behavior: Self–extinguishing &flame–retardant acc. to VW–1,FT1

Remarks

** represent the core colour

JZ code: 01
JB code: 03
OZ code: 02
OB code: 04

Part No.	Cores No.+area (AWG)	Approx. Diameter (mm)	Approx. Weight (kg/km)
572U 0020 002 **	2 x 20AWG	6.5	53.0
572U 0020 003 **	3 x 20AWG	6.8	64.3
572U 0020 004 **	4 x 20AWG	7.6	80.5
572U 0020 005 **	5 x 20AWG	8.2	94.1
572U 0020 006 **	6 x 20AWG	9.0	111.7
572U 0020 007 **	7 x 20AWG	9.7	125.9
572U 0020 008 **	8 x 20AWG	10.5	144.7
572U 0020 009 **	9 x 20AWG	11.2	159.2
572U 0020 010 **	10 x 20AWG	12.1	179.0
572U 0020 012 **	12 x 20AWG	11.9	195.6
572U 0020 014 **	14 x 20AWG	12.4	218.5
572U 0020 016 **	16 x 20AWG	13.3	247.7
572U 0020 018 **	18 x 20AWG	13.9	271.6
572U 0020 020 **	20 x 20AWG	14.2	292.7
572U 0020 021 **	21 x 20AWG	14.7	311.1
572U 0020 024 **	24 x 20AWG	16.4	359.7
572U 0020 025 **	25 x 20AWG	16.8	372.1
572U 0020 027 **	27 x 20AWG	16.8	390.2
572U 0020 030 **	30 x 20AWG	17.5	430.5
572U 0020 032 **	32 x 20AWG	18.2	455.7
572U 0020 036 **	36 x 20AWG	19.1	507.0
572U 0019 002 **	2 x 19AWG	6.7	57.6
572U 0019 003 **	3 x 19AWG	7.0	70.5
572U 0019 004 **	4 x 19AWG	7.8	88.6
572U 0019 005 **	5 x 19AWG	8.5	103.9
572U 0019 006 **	6 x 19AWG	9.4	123.5
572U 0019 007 **	7 x 19AWG	10.0	139.4
572U 0019 008 **	8 x 19AWG	10.9	160.2
572U 0019 009 **	9 x 19AWG	11.8	181.7
572U 0019 010 **	10 x 19AWG	12.5	198.3
572U 0019 012 **	12 x 19AWG	12.3	217.9
572U 0019 014 **	14 x 19AWG	12.9	244.1
572U 0019 016 **	16 x 19AWG	13.8	276.9
572U 0019 018 **	18 x 19AWG	14.7	310.6
572U 0019 020 **	20 x 19AWG	15.0	335.1
572U 0019 021 **	21 x 19AWG	15.3	348.8
572U 0019 024 **	24 x 19AWG	17.1	403.0
572U 0019 025 **	25 x 19AWG	17.6	424.8
572U 0019 027 **	27 x 19AWG	17.6	446.0
572U 0019 030 **	30 x 19AWG	18.3	484.5
572U 0019 032 **	32 x 19AWG	19.2	520.8
572U 0019 036 **	36 x 19AWG	19.9	574.0
572U 0018 002 **	2 x 18AWG	7.0	63.5
572U 0018 003 **	3 x 18AWG	7.5	81.9
572U 0018 004 **	4 x 18AWG	8.2	99.0
572U 0018 005 **	5 x 18AWG	9.1	120.6
572U 0018 006 **	6 x 18AWG	9.8	138.7
572U 0018 007 **	7 x 18AWG	10.7	161.6
572U 0018 008 **	8 x 18AWG	11.4	180.2
572U 0018 009 **	9 x 18AWG	12.4	204.3
572U 0018 010 **	10 x 18AWG	13.3	229.2
572U 0018 012 **	12 x 18AWG	12.9	246.8
572U 0018 014 **	14 x 18AWG	13.7	283.3
572U 0018 016 **	16 x 18AWG	14.6	321.1
572U 0018 018 **	18 x 18AWG	15.4	353.0
572U 0018 020 **	20 x 18AWG	15.7	381.7
572U 0018 021 **	21 x 18AWG	16.3	404.7
572U 0018 024 **	24 x 18AWG	18.2	471.0
572U 0018 025 **	25 x 18AWG	18.6	487.5
572U 0018 027 **	27 x 18AWG	18.6	512.7
572U 0018 030 **	30 x 18AWG	19.4	565.5
572U 0018 032 **	32 x 18AWG	20.1	598.2
572U 0018 036 **	36 x 18AWG	21.0	665.6
572U 0016 002 **	2 x 16AWG	8.2	86.9
572U 0016 003 **	3 x 16AWG	8.8	113.0
572U 0016 004 **	4 x 16AWG	9.6	137.9
572U 0016 005 **	5 x 16AWG	10.6	168.1
572U 0016 006 **	6 x 16AWG	11.5	194.2
572U 0016 007 **	7 x 16AWG	12.5	225.9
572U 0016 008 **	8 x 16AWG	13.6	258.7
572U 0016 009 **	9 x 16AWG	14.7	292.3
572U 0016 010 **	10 x 16AWG	15.6	320.0

Part No.	Cores No.+area (AWG)	Approx. Diameter (mm)	Approx. Weight (kg/km)
572U 0016 012 **	12 x 16AWG	15.4	355.8
572U 0016 014 **	14 x 16AWG	16.4	408.2
572U 0016 016 **	16 x 16AWG	17.2	454.5
572U 0016 018 **	18 x 16AWG	18.4	513.2
572U 0016 020 **	20 x 16AWG	19.0	564.3
572U 0016 021 **	21 x 16AWG	19.4	588.1
572U 0016 024 **	24 x 16AWG	22.0	696.3
572U 0016 025 **	25 x 16AWG	22.5	720.9
572U 0016 027 **	27 x 16AWG	22.5	758.9
572U 0016 030 **	30 x 16AWG	23.4	835.6
572U 0016 032 **	32 x 16AWG	24.3	884.3
572U 0016 036 **	36 x 16AWG	25.3	982.6
572U 0014 002 **	2 x 14AWG	10.3	130.0
572U 0014 003 **	3 x 14AWG	10.9	164.7
572U 0014 004 **	4 x 14AWG	12.0	207.8
572U 0014 005 **	5 x 14AWG	13.3	252.9
572U 0014 006 **	6 x 14AWG	14.6	299.3
572U 0014 007 **	7 x 14AWG	15.8	340.1
572U 0014 008 **	8 x 14AWG	17.1	388.6
572U 0014 009 **	9 x 14AWG	18.6	442.3
572U 0014 010 **	10 x 14AWG	19.9	493.3
572U 0014 012 **	12 x 14AWG	19.6	549.7
572U 0014 014 **	14 x 14AWG	20.8	629.4
572U 0014 016 **	16 x 14AWG	22.3	721.0
572U 0014 018 **	18 x 14AWG	23.6	805.1
572U 0014 020 **	20 x 14AWG	24.2	872.3
572U 0014 021 **	21 x 14AWG	24.9	920.2
572U 0014 024 **	24 x 14AWG	27.9	1069.1
572U 0014 025 **	25 x 14AWG	28.7	1119.8
572U 0014 027 **	27 x 14AWG	28.7	1179.6
572U 0014 030 **	30 x 14AWG	29.9	1296.6
572U 0014 032 **	32 x 14AWG	31.2	1386.2
572U 0014 036 **	36 x 14AWG	32.5	1537.4
572U 0012 002 **	2 x 12AWG	11.4	165.7
572U 0012 003 **	3 x 12AWG	12.3	219.7
572U 0012 004 **	4 x 12AWG	13.6	278.4
572U 0012 005 **	5 x 12AWG	15.0	339.4
572U 0012 006 **	6 x 12AWG	16.5	402.0
572U 0012 007 **	7 x 12AWG	18.1	470.1
572U 0012 008 **	8 x 12AWG	19.6	536.1
572U 0012 009 **	9 x 12AWG	21.2	603.3
572U 0012 010 **	10 x 12AWG	22.7	671.8
572U 0012 012 **	12 x 12AWG	22.6	763.8
572U 0012 014 **	14 x 12AWG	23.9	874.4
572U 0012 016 **	16 x 12AWG	25.3	987.6
572U 0012 018 **	18 x 12AWG	26.8	1102.8
572U 0012 020 **	20 x 12AWG	27.5	1198.2
572U 0012 021 **	21 x 12AWG	28.3	1262.3
572U 0012 024 **	24 x 12AWG	32.1	1490.2
572U 0012 025 **	25 x 12AWG	32.8	1543.9
572U 0012 027 **	27 x 12AWG	32.8	1630.2
572U 0012 030 **	30 x 12AWG	34.1	1792.4
572U 0012 032 **	32 x 12AWG	35.5	1914.4
572U 0012 036 **	36 x 12AWG	37.0	2124.9
572U 0010 002 **	2 x 10AWG	13.0	225.1
572U 0010 003 **	3 x 10AWG	13.9	302.3
572U 0010 004 **	4 x 10AWG	15.4	385.2
572U 0010 005 **	5 x 10AWG	17.1	470.8
572U 0010 007 **	7 x 10AWG	20.8	661.1
572U 0008 002 **	2 x 8AWG	16.1	344.2
572U 0008 003 **	3 x 8AWG	17.1	456.2
572U 0008 004 **	4 x 8AWG	19.2	595.7
572U 0008 005 **	5 x 8AWG	21.4	736.7
572U 0008 007 **	7 x 8AWG	25.8	1020.3
572U 0006 003 **	3 x 6AWG	21.5	726.7
572U 0006 004 **	4 x 6AWG	24.0	939.1
572U 0006 005 **	5 x 6AWG	26.6	1158.5
572U 0006 007 **	7 x 6AWG	32.4	1627.8
572U 0004 003 **	3 x 4AWG	24.9	1016.7
572U 0004 004 **	4 x 4AWG	27.7	1314.2
572U 0004 005 **	5 x 4AWG	31.0	1633.8
572U 0004 007 **	7 x 4AWG	37.3	2267.6

Note: For more customized products of other specifications or special specifications, please call for consultation.

Part No.	Cores No.+area (AWG)	Approx. Diameter (mm)	Approx. Weight (kg/km)
572U 0002 003 **	3 x 2AWG	29.7	1492.0
572U 0002 004 **	4 x 2AWG	33.0	1929.2
572U 0002 005 **	5 x 2AWG	36.8	2393.2
572U 0002 007 **	7 x 2AWG	44.4	3334.8
572U 0001 003 **	3 x 1AWG	34.1	1928.3
572U 0001 004 **	4 x 1AWG	38.0	2509.3
572U 0001 005 **	5 x 1AWG	42.3	3106.7
572U 0001 007 **	7 x 1AWG	51.2	4340.4
572U 0101 003 **	3 x 1/0AWG	37.4	2342.3
572U 0101 004 **	4 x 1/0AWG	41.7	3048.3
572U 0101 005 **	5 x 1/0AWG	46.5	3793.2
572U 0101 007 **	7 x 1/0AWG	56.5	5314.1
572U 0201 003 **	3 x 2/0AWG	40.8	2852.6
572U 0201 004 **	4 x 2/0AWG	45.4	3710.8
572U 0201 005 **	5 x 2/0AWG	50.4	4589.7
572U 0301 003 **	3 x 3/0AWG	44.4	3464.2
572U 0301 004 **	4 x 3/0AWG	49.6	4531.5
572U 0301 005 **	5 x 3/0AWG	55.3	5626.8
572U 0401 003 **	3 x 4/0AWG	48.7	4240.8
572U 0401 004 **	4 x 4/0AWG	54.3	5545.4
572U 0401 005 **	5 x 4/0AWG	60.5	6881.1
572U 0250 003 **	3 x 250kcmil	54.5	5173.7
572U 0250 004 **	4 x 250kcmil	60.8	6756.1
572U 0300 003 **	3 x 300kcmil	58.6	6054.5
572U 0300 004 **	4 x 300kcmil	65.5	7932.6
572U 0350 004 **	4 x 350kcmil	69.4	9048.6

Note: For more customized products of other specifications or special specifications, please call for consultation.

PVC HIGH FLEXIBLE CONTROL CABLE SHIELDED 2–CY–FD 512U 600V



Application

Cardiffcable 2–CY–FD 512U is approved for used in USA and Canada. It is suitable for use in the machine tool industry in robotics and machine production. The increasing demand in industrial automation requires cables with narrow bending radius. Cardiff cable FD series meets this requirement .The long service life is reached by the special construction and compounds. Inner sheath provide additional mechanical protection. It also can be used in EMC–sensitive environments. It is suitable for use in dry, humid and wet rooms. The outer sheath, based on PVC, is largely resistant to acids and oil, it is free of silicone and lacquer damaging substances.

Construction

Conductor: fine strands of bare copper, acc. to UL 758
Insulation: PVC
Core stranding: Short pitch stranding.
Insulation colour:

- JZ Black core with white numbers and GN/YE
- JB Color core and GN/YE
- OZ Black core with white numbers
- OB Color core

Inner sheath: PVC
Shield: Tinned copper braid
Outer sheath: Special PVC compound
Sheath colour: Grey, RAL 7001 / Black, RAL 9005

Technical data

Max speed： 2m/s
Max acceleration： 20m/s²
Rated voltage: 600V UL+cUL
Test voltage: 3000V
Insulation resistance: ≥20MΩ・km (20℃)
Bending radius: Flexible applicatin:7.5x cable diameter
Fixed installation:4 x cable diameter
Temperature range: Flexible application: –5℃ to +80℃
Fixed installation: –20℃ to +70℃
Temperature resistant material：
Flexible application: –10℃ to +90℃
Fixed installation: –40℃ to +105℃
Burning behavior: Self–extinguishing &flame–retardant acc. to VW–1,FT1

Remarks

** represent the core colour

JZ code：01 OZ code：02
JB code：03 OB code：04

Part No.	Cores No.+area (AWG)	Approx. Diameter (mm)	Approx. Weight (kg/km)
512U 0020 002 **	2 x 20AWG	8.0	102.2
512U 0020 003 **	3 x 20AWG	8.3	113.7
512U 0020 004 **	4 x 20AWG	9.1	134.0
512U 0020 005 **	5 x 20AWG	9.7	151.8
512U 0020 006 **	6 x 20AWG	10.5	174.7
512U 0020 007 **	7 x 20AWG	11.2	193.1
512U 0020 008 **	8 x 20AWG	12.2	226.6
512U 0020 009 **	9 x 20AWG	12.9	247.8
512U 0020 010 **	10 x 20AWG	13.8	277.0
512U 0020 012 **	12 x 20AWG	13.6	290.8
512U 0020 014 **	14 x 20AWG	14.1	317.7
512U 0020 016 **	16 x 20AWG	15.0	352.5
512U 0020 018 **	18 x 20AWG	15.6	381.6
512U 0020 020 **	20 x 20AWG	15.9	403.9
512U 0020 021 **	21 x 20AWG	16.4	427.2
512U 0020 024 **	24 x 20AWG	18.4	510.4
512U 0020 025 **	25 x 20AWG	19.0	535.8
512U 0020 027 **	27 x 20AWG	19.0	550.9
512U 0020 030 **	30 x 20AWG	19.5	588.6
512U 0020 032 **	32 x 20AWG	20.1	618.2
512U 0020 036 **	36 x 20AWG	21.0	673.1
512U 0019 002 **	2 x 19AWG	8.2	109.3
512U 0019 003 **	3 x 19AWG	8.5	122.3
512U 0019 004 **	4 x 19AWG	9.3	144.6
512U 0019 005 **	5 x 19AWG	10.0	164.4
512U 0019 006 **	6 x 19AWG	10.9	189.5
512U 0019 007 **	7 x 19AWG	11.9	224.0
512U 0019 008 **	8 x 19AWG	12.6	245.9
512U 0019 009 **	9 x 19AWG	13.5	275.3
512U 0019 010 **	10 x 19AWG	14.2	301.3
512U 0019 012 **	12 x 19AWG	14.0	317.8
512U 0019 014 **	14 x 19AWG	14.8	354.7
512U 0019 016 **	16 x 19AWG	15.5	386.8
512U 0019 018 **	18 x 19AWG	16.4	426.7
512U 0019 020 **	20 x 19AWG	16.7	452.4
512U 0019 021 **	21 x 19AWG	17.0	470.7
512U 0019 024 **	24 x 19AWG	19.3	569.8
512U 0019 025 **	25 x 19AWG	19.6	589.0
512U 0019 027 **	27 x 19AWG	19.6	606.8
512U 0019 030 **	30 x 19AWG	20.4	655.3
512U 0019 032 **	32 x 19AWG	21.1	692.3
512U 0019 036 **	36 x 19AWG	22.2	767.7
512U 0018 002 **	2 x 18AWG	8.5	118.4
512U 0018 003 **	3 x 18AWG	9.0	137.3
512U 0018 004 **	4 x 18AWG	9.7	158.3
512U 0018 005 **	5 x 18AWG	10.6	185.3
512U 0018 006 **	6 x 18AWG	11.3	208.6
512U 0018 007 **	7 x 18AWG	12.4	246.3
512U 0018 008 **	8 x 18AWG	13.3	276.8
512U 0018 009 **	9 x 18AWG	14.1	303.5
512U 0018 010 **	10 x 18AWG	15.0	339.2
512U 0018 012 **	12 x 18AWG	14.8	359.3
512U 0018 014 **	14 x 18AWG	15.4	394.5
512U 0018 016 **	16 x 18AWG	16.3	438.4
512U 0018 018 **	18 x 18AWG	17.1	476.2
512U 0018 020 **	20 x 18AWG	17.9	531.5
512U 0018 021 **	21 x 18AWG	18.3	552.9
512U 0018 024 **	24 x 18AWG	20.1	635.9
512U 0018 025 **	25 x 18AWG	20.7	666.9
512U 0018 027 **	27 x 18AWG	20.7	688.3
512U 0018 030 **	30 x 18AWG	21.5	747.5
512U 0018 032 **	32 x 18AWG	22.4	799.9
512U 0018 036 **	36 x 18AWG	23.3	871.9
512U 0016 002 **	2 x 16AWG	9.7	154.6
512U 0016 003 **	3 x 16AWG	10.3	180.7
512U 0016 004 **	4 x 16AWG	11.1	210.1
512U 0016 005 **	5 x 16AWG	12.3	256.1
512U 0016 006 **	6 x 16AWG	13.4	295.3
512U 0016 007 **	7 x 16AWG	14.2	328.4
512U 0016 008 **	8 x 16AWG	15.3	369.2
512U 0016 009 **	9 x 16AWG	16.4	413.5
512U 0016 010 **	10 x 16AWG	17.5	462.3

Part No.	Cores No.+area (AWG)	Approx. Diameter (mm)	Approx. Weight (kg/km)
512U 0016 012 **	12 x 16AWG	17.1	485.9
512U 0016 014 **	14 x 16AWG	18.4	562.7
512U 0016 016 **	16 x 16AWG	19.4	625.0
512U 0016 018 **	18 x 16AWG	20.5	689.1
512U 0016 020 **	20 x 16AWG	20.9	733.6
512U 0016 021 **	21 x 16AWG	21.5	773.8
512U 0016 024 **	24 x 16AWG	24.1	918.7
512U 0016 025 **	25 x 16AWG	24.8	961.7
512U 0016 027 **	27 x 16AWG	24.8	994.3
512U 0016 030 **	30 x 16AWG	25.5	1067.9
512U 0016 032 **	32 x 16AWG	26.6	1141.6
512U 0016 036 **	36 x 16AWG	27.4	1232.7
512U 0014 002 **	2 x 14AWG	12.0	231.3
512U 0014 003 **	3 x 14AWG	12.6	264.0
512U 0014 004 **	4 x 14AWG	13.7	314.6
512U 0014 005 **	5 x 14AWG	15.0	369.1
512U 0014 006 **	6 x 14AWG	16.3	425.8
512U 0014 007 **	7 x 14AWG	18.0	500.5
512U 0014 008 **	8 x 14AWG	19.3	561.4
512U 0014 009 **	9 x 14AWG	20.7	627.8
512U 0014 010 **	10 x 14AWG	22.2	711.0
512U 0014 012 **	12 x 14AWG	21.9	760.1
512U 0014 014 **	14 x 14AWG	22.9	839.3
512U 0014 016 **	16 x 14AWG	24.4	951.2
512U 0014 018 **	18 x 14AWG	25.7	1047.7
512U 0014 020 **	20 x 14AWG	26.5	1128.1
512U 0014 021 **	21 x 14AWG	27.0	1176.2
512U 0014 024 **	24 x 14AWG	30.6	1415.1
512U 0014 025 **	25 x 14AWG	31.2	1465.3
512U 0014 027 **	27 x 14AWG	31.2	1515.9
512U 0014 030 **	30 x 14AWG	32.4	1644.2
512U 0014 032 **	32 x 14AWG	33.7	1755.8
512U 0014 036 **	36 x 14AWG	35.0	1912.4
512U 0012 002 **	2 x 12AWG	13.3	290.7
512U 0012 003 **	3 x 12AWG	14.0	336.3
512U 0012 004 **	4 x 12AWG	15.3	403.4
512U 0012 005 **	5 x 12AWG	16.7	475.2
512U 0012 006 **	6 x 12AWG	18.5	568.2
512U 0012 007 **	7 x 12AWG	20.0	644.2
512U 0012 008 **	8 x 12AWG	21.9	742.6
512U 0012 009 **	9 x 12AWG	23.3	820.0
512U 0012 010 **	10 x 12AWG	25.2	946.8
512U 0012 012 **	12 x 12AWG	24.9	1019.4
512U 0012 014 **	14 x 12AWG	26.0	1129.8
512U 0012 016 **	16 x 12AWG	27.4	1256.3
512U 0012 018 **	18 x 12AWG	29.3	1411.5
512U 0012 020 **	20 x 12AWG	30.0	1508.6
512U 0012 021 **	21 x 12AWG	31.0	1612.2
512U 0012 024 **	24 x 12AWG	34.4	1865.2
512U 0012 025 **	25 x 12AWG	35.3	1948.8
512U 0012 027 **	27 x 12AWG	35.3	2022.9
512U 0012 030 **	30 x 12AWG	36.8	2226.9
512U 0012 032 **	32 x 12AWG	38.2	2376.8
512U 0012 036 **	36 x 12AWG	39.7	2593.2
512U 0010 002 **	2 x 10AWG	14.9	375.0
512U 0010 003 **	3 x 10AWG	15.6	441.2
512U 0010 004 **	4 x 10AWG	17.1	533.5
512U 0010 005 **	5 x 10AWG	19.3	659.1
512U 0010 007 **	7 x 10AWG	22.9	876.8
512U 0008 002 **	2 x 8AWG	18.1	557.9
512U 0008 003 **	3 x 8AWG	19.3	669.2
512U 0008 004 **	4 x 8AWG	21.1	810.1
512U 0008 005 **	5 x 8AWG	23.5	980.1
512U 0008 007 **	7 x 8AWG	28.1	1324.9
512U 0006 003 **	3 x 6AWG	23.6	1009.3
512U 0006 004 **	4 x 6AWG	26.3	1259.5
512U 0006 005 **	5 x 6AWG	29.1	1518.8
512U 0006 007 **	7 x 6AWG	34.7	2043.8
512U 0004 003 **	3 x 4AWG	27.0	1373.4
512U 0004 004 **	4 x 4AWG	30.0	1704.5
512U 0004 005 **	5 x 4AWG	33.3	2068.5
512U 0004 007 **	7 x 4AWG	40.0	2818.7

Note: For more customized products of other specifications or special specifications, please call for consultation.

Part No.	Cores No.+area (AWG)	Approx. Diameter (mm)	Approx. Weight (kg/km)
512U 0002 003 **	3 x 2AWG	32.2	1991.6
512U 0002 004 **	4 x 2AWG	35.5	2456.3
512U 0002 005 **	5 x 2AWG	39.5	2994.3
512U 0002 007 **	7 x 2AWG	47.3	4066.0
512U 0001 003 **	3 x 1AWG	36.8	2570.2
512U 0001 004 **	4 x 1AWG	40.5	3168.2
512U 0001 005 **	5 x 1AWG	45.2	3873.1
512U 0001 007 **	7 x 1AWG	54.5	5309.9
512U 0101 003 **	3 x 1/0AWG	40.1	3081.1
512U 0101 004 **	4 x 1/0AWG	44.6	3859.9
512U 0101 005 **	5 x 1/0AWG	49.6	4709.3
512U 0101 007 **	7 x 1/0AWG	59.8	6417.2
512U 0201 003 **	3 x 2/0AWG	43.7	3726.3
512U 0201 004 **	4 x 2/0AWG	48.5	4666.6
512U 0201 005 **	5 x 2/0AWG	53.5	5620.1
512U 0301 003 **	3 x 3/0AWG	47.3	4462.3
512U 0301 004 **	4 x 3/0AWG	52.7	5619.2
512U 0301 005 **	5 x 3/0AWG	58.6	6845.2
512U 0401 003 **	3 x 4/0AWG	51.8	5431.0
512U 0401 004 **	4 x 4/0AWG	57.6	6836.7
512U 0401 005 **	5 x 4/0AWG	64.2	8350.5
512U 0250 003 **	3 x 250kcmil	57.8	6639.5
512U 0250 004 **	4 x 250kcmil	64.5	8366.3
512U 0300 003 **	3 x 300kcmil	62.1	7740.2
512U 0300 004 **	4 x 300kcmil	69.2	9748.4
512U 0350 004 **	4 x 350kcmil	73.5	11125.4

Note: For more customized products of other specifications or special specifications, please call for consultation.

PVC HIGH FLEXIBLE CONTROL CABLE SHIELDED 2–CY–FD 576U 1000V



Application

Cardiffcable 2–CY–FD 576U is approved for used in USA and Canada. It is suitable for use in the machine tool industry in robotics and machine production. The increasing demand in industrial automation requires cables with narrow bending radius. Cardiff cable FD series meets this requirement .The long service life is reached by the special construction and compounds. Inner sheath provide additional mechanical protection. It also can be used in EMC–sensitive environments. It is suitable for use in dry, humid and wet rooms. The outer sheath, based on PVC, is largely resistant to acids and oil, it is free of silicone and lacquer damaging substances.

Construction

Conductor: fine strands of bare copper, acc. to UL 758
Insulation: PVC
Core stranding: Short pitch stranding.
Insulation colour:
JZ Black core with white numbers and GN/YE
JB Color core and GN/YE
OZ Black core with white numbers
OB Color core
Inner sheath: PVC
Shield: Tinned copper braid
Outer sheath: Special PVC compound
Sheath colour: Grey, RAL 7001 / Black, RAL 9005

Technical data

Max speed： 2m/s
Max acceleration： 20m/s^2
Rated voltage: 1000V UL+cUL
Test voltage: 4000V
Insulation resistance: ⩾20MΩ・km (20℃)
Bending radius: Flexible applicatin:7.5x cable diameter
Fixed installation:4 x cable diameter
Temperature range: Flexible application: –5℃ to +90℃
Fixed installation: –20℃ to +105℃
Temperature resistant material：
Flexible application: –10℃ to +90℃
Fixed installation: –40℃ to +105℃
Burning behavior: Self–extinguishing &flame–retardant acc. to VW–1,FT1

Remarks

** represent the core colour

JZ code：01
JB code：03
OZ code：02
OB code：04

Part No.	Cores No.+area (AWG)	Approx. Diameter (mm)	Approx. Weight (kg/km)
576U 0020 002 **	2 x 20AWG	8.0	102.2
576U 0020 003 **	3 x 20AWG	8.3	113.7
576U 0020 004 **	4 x 20AWG	9.1	134.0
576U 0020 005 **	5 x 20AWG	9.7	151.8
576U 0020 006 **	6 x 20AWG	10.5	174.7
576U 0020 007 **	7 x 20AWG	11.2	193.1
576U 0020 008 **	8 x 20AWG	12.2	226.6
576U 0020 009 **	9 x 20AWG	12.9	247.8
576U 0020 010 **	10 x 20AWG	13.8	277.0
576U 0020 012 **	12 x 20AWG	13.6	290.8
576U 0020 014 **	14 x 20AWG	14.1	317.7
576U 0020 016 **	16 x 20AWG	15.0	352.5
576U 0020 018 **	18 x 20AWG	15.6	381.6
576U 0020 020 **	20 x 20AWG	15.9	403.9
576U 0020 021 **	21 x 20AWG	16.4	427.2
576U 0020 024 **	24 x 20AWG	18.4	507.5
576U 0020 025 **	25 x 20AWG	19.0	532.8
576U 0020 027 **	27 x 20AWG	19.0	547.9
576U 0020 030 **	30 x 20AWG	19.5	585.4
576U 0020 032 **	32 x 20AWG	20.1	618.2
576U 0020 036 **	36 x 20AWG	21.0	673.1
576U 0019 002 **	2 x 19AWG	8.2	109.3
576U 0019 003 **	3 x 19AWG	8.5	122.3
576U 0019 004 **	4 x 19AWG	9.3	144.6
576U 0019 005 **	5 x 19AWG	10.0	164.4
576U 0019 006 **	6 x 19AWG	10.9	189.5
576U 0019 007 **	7 x 19AWG	11.9	224.0
576U 0019 008 **	8 x 19AWG	12.6	245.9
576U 0019 009 **	9 x 19AWG	13.5	275.3
576U 0019 010 **	10 x 19AWG	14.2	301.3
576U 0019 012 **	12 x 19AWG	14.0	317.8
576U 0019 014 **	14 x 19AWG	14.8	354.7
576U 0019 016 **	16 x 19AWG	15.5	386.8
576U 0019 018 **	18 x 19AWG	16.4	426.7
576U 0019 020 **	20 x 19AWG	16.7	452.4
576U 0019 021 **	21 x 19AWG	17.0	470.7
576U 0019 024 **	24 x 19AWG	19.3	566.7
576U 0019 025 **	25 x 19AWG	19.6	585.8
576U 0019 027 **	27 x 19AWG	19.6	603.7
576U 0019 030 **	30 x 19AWG	20.4	655.3
576U 0019 032 **	32 x 19AWG	21.1	692.3
576U 0019 036 **	36 x 19AWG	22.2	756.9
576U 0018 002 **	2 x 18AWG	8.5	118.4
576U 0018 003 **	3 x 18AWG	9.0	137.3
576U 0018 004 **	4 x 18AWG	9.7	158.3
576U 0018 005 **	5 x 18AWG	10.6	185.3
576U 0018 006 **	6 x 18AWG	11.3	208.6
576U 0018 007 **	7 x 18AWG	12.4	246.3
576U 0018 008 **	8 x 18AWG	13.3	276.8
576U 0018 009 **	9 x 18AWG	14.1	303.5
576U 0018 010 **	10 x 18AWG	15.0	339.2
576U 0018 012 **	12 x 18AWG	14.8	359.3
576U 0018 014 **	14 x 18AWG	15.4	394.5
576U 0018 016 **	16 x 18AWG	16.3	438.4
576U 0018 018 **	18 x 18AWG	17.1	476.2
576U 0018 020 **	20 x 18AWG	17.9	528.7
576U 0018 021 **	21 x 18AWG	18.3	550.0
576U 0018 024 **	24 x 18AWG	20.1	632.7
576U 0018 025 **	25 x 18AWG	20.7	663.6
576U 0018 027 **	27 x 18AWG	20.7	684.9
576U 0018 030 **	30 x 18AWG	21.5	736.9
576U 0018 032 **	32 x 18AWG	22.4	788.9
576U 0018 036 **	36 x 18AWG	23.3	860.4
576U 0016 002 **	2 x 16AWG	9.7	154.6
576U 0016 003 **	3 x 16AWG	10.3	180.7
576U 0016 004 **	4 x 16AWG	11.1	210.1
576U 0016 005 **	5 x 16AWG	12.3	256.1
576U 0016 006 **	6 x 16AWG	13.4	295.3
576U 0016 007 **	7 x 16AWG	14.2	328.4
576U 0016 008 **	8 x 16AWG	15.3	369.2
576U 0016 009 **	9 x 16AWG	16.4	413.5
576U 0016 010 **	10 x 16AWG	17.5	462.3

Part No.	Cores No.+area (AWG)	Approx. Diameter (mm)	Approx. Weight (kg/km)
576U 0016 012 **	12 x 16AWG	17.1	485.9
576U 0016 014 **	14 x 16AWG	18.4	559.7
576U 0016 016 **	16 x 16AWG	19.4	621.9
576U 0016 018 **	18 x 16AWG	20.5	685.8
576U 0016 020 **	20 x 16AWG	20.9	730.2
576U 0016 021 **	21 x 16AWG	21.5	763.2
576U 0016 024 **	24 x 16AWG	24.1	906.9
576U 0016 025 **	25 x 16AWG	24.8	949.6
576U 0016 027 **	27 x 16AWG	24.8	982.1
576U 0016 030 **	30 x 16AWG	25.5	1055.3
576U 0016 032 **	32 x 16AWG	26.6	1128.4
576U 0016 036 **	36 x 16AWG	27.4	1218.9
576U 0014 002 **	2 x 14AWG	12.0	231.3
576U 0014 003 **	3 x 14AWG	12.6	264.0
576U 0014 004 **	4 x 14AWG	13.7	314.6
576U 0014 005 **	5 x 14AWG	15.0	369.1
576U 0014 006 **	6 x 14AWG	16.3	425.8
576U 0014 007 **	7 x 14AWG	18.0	497.6
576U 0014 008 **	8 x 14AWG	19.3	558.3
576U 0014 009 **	9 x 14AWG	20.7	624.4
576U 0014 010 **	10 x 14AWG	22.2	700.1
576U 0014 012 **	12 x 14AWG	21.9	749.4
576U 0014 014 **	14 x 14AWG	22.9	828.0
576U 0014 016 **	16 x 14AWG	24.4	939.2
576U 0014 018 **	18 x 14AWG	25.7	1035.0
576U 0014 020 **	20 x 14AWG	26.5	1115.0
576U 0014 021 **	21 x 14AWG	27.0	1162.7
576U 0014 024 **	24 x 14AWG	30.6	1389.6
576U 0014 025 **	25 x 14AWG	31.2	1439.1
576U 0014 027 **	27 x 14AWG	31.2	1489.7
576U 0014 030 **	30 x 14AWG	32.4	1617.0
576U 0014 032 **	32 x 14AWG	33.7	1727.4
576U 0014 036 **	36 x 14AWG	35.0	1882.8
576U 0012 002 **	2 x 12AWG	13.3	290.7
576U 0012 003 **	3 x 12AWG	14.0	336.3
576U 0012 004 **	4 x 12AWG	15.3	403.4
576U 0012 005 **	5 x 12AWG	16.7	475.2
576U 0012 006 **	6 x 12AWG	18.5	565.2
576U 0012 007 **	7 x 12AWG	20.0	641.0
576U 0012 008 **	8 x 12AWG	21.9	732.0
576U 0012 009 **	9 x 12AWG	23.3	808.4
576U 0012 010 **	10 x 12AWG	25.2	934.3
576U 0012 012 **	12 x 12AWG	24.9	1007.1
576U 0012 014 **	14 x 12AWG	26.0	1116.9
576U 0012 016 **	16 x 12AWG	27.4	1242.6
576U 0012 018 **	18 x 12AWG	29.3	1387.0
576U 0012 020 **	20 x 12AWG	30.0	1483.4
576U 0012 021 **	21 x 12AWG	31.0	1586.3
576U 0012 024 **	24 x 12AWG	34.4	1836.0
576U 0012 025 **	25 x 12AWG	35.3	1918.8
576U 0012 027 **	27 x 12AWG	35.3	1992.9
576U 0012 030 **	30 x 12AWG	36.8	2195.7
576U 0012 032 **	32 x 12AWG	38.2	2344.3
576U 0012 036 **	36 x 12AWG	39.7	2559.3
576U 0010 002 **	2 x 10AWG	14.9	375.0
576U 0010 003 **	3 x 10AWG	15.6	441.2
576U 0010 004 **	4 x 10AWG	17.1	533.5
576U 0010 005 **	5 x 10AWG	19.3	656.1
576U 0010 007 **	7 x 10AWG	22.9	865.5
576U 0008 002 **	2 x 8AWG	18.1	555.0
576U 0008 003 **	3 x 8AWG	19.3	666.1
576U 0008 004 **	4 x 8AWG	21.1	806.6
576U 0008 005 **	5 x 8AWG	23.5	968.5
576U 0008 007 **	7 x 8AWG	28.1	1310.8
576U 0006 003 **	3 x 6AWG	23.6	997.7
576U 0006 004 **	4 x 6AWG	26.3	1246.5
576U 0006 005 **	5 x 6AWG	29.1	1494.5
576U 0006 007 **	7 x 6AWG	34.7	2014.2
576U 0004 003 **	3 x 4AWG	27.0	1359.9
576U 0004 004 **	4 x 4AWG	30.0	1679.3
576U 0004 005 **	5 x 4AWG	33.3	2040.3
576U 0004 007 **	7 x 4AWG	40.0	2784.4

Note: For more customized products of other specifications or special specifications, please call for consultation.

Part No.	Cores No.+area (AWG)	Approx. Diameter (mm)	Approx. Weight (kg/km)
576U 0002 003 **	3 x 2AWG	32.2	1964.6
576U 0002 004 **	4 x 2AWG	35.5	2426.1
576U 0002 005 **	5 x 2AWG	39.5	2960.6
576U 0002 007 **	7 x 2AWG	47.3	4025.0
576U 0001 003 **	3 x 1AWG	36.8	2539.0
576U 0001 004 **	4 x 1AWG	40.5	3133.4
576U 0001 005 **	5 x 1AWG	45.2	3834.2
576U 0001 007 **	7 x 1AWG	54.5	5262.6
576U 0101 003 **	3 x 1/0AWG	40.1	3046.8
576U 0101 004 **	4 x 1/0AWG	44.6	3821.4
576U 0101 005 **	5 x 1/0AWG	49.6	4666.4
576U 0101 007 **	7 x 1/0AWG	59.8	6364.9
576U 0201 003 **	3 x 2/0AWG	43.7	3688.9
576U 0201 004 **	4 x 2/0AWG	48.5	4624.7
576U 0201 005 **	5 x 2/0AWG	53.5	5573.4
576U 0301 003 **	3 x 3/0AWG	47.3	4421.3
576U 0301 004 **	4 x 3/0AWG	52.7	5573.3
576U 0301 005 **	5 x 3/0AWG	58.6	6794.0
576U 0401 003 **	3 x 4/0AWG	51.8	5386.0
576U 0401 004 **	4 x 4/0AWG	57.6	6786.4
576U 0401 005 **	5 x 4/0AWG	64.2	8294.2
576U 0250 003 **	3 x 250kcmil	57.8	6588.9
576U 0250 004 **	4 x 250kcmil	64.5	8309.7
576U 0300 003 **	3 x 300kcmil	62.1	7685.8
576U 0300 004 **	4 x 300kcmil	69.2	9687.6
576U 0350 004 **	4 x 350kcmil	73.5	11060.7

Note: For more customized products of other specifications or special specifications, please call for consultation.

PUR HIGH FLEXIBLE CONTROL CABLE
YP–FD 601U 600V



Application

Cardiffcable YP–FD 601U is approved for used in USA and Canada. It is used as a control and signal cable in machine tools ,machine and appliance construction as well as in the steel industry for difficult and problem areas. These high flexible control cables are suitable for shift and bending stresses in machines and machine tool constructions. The long service life is reached by the special construction and compounds. The PUR outer sheath, fulfils the highest oil resistance and chemical resistance. It is an extremely robust control cable with high abrasion and tear resistant properties. The high flexibility of this cable makes it easy to install. Suitable for outdoor use.

Recommended: Cardiffcable CP–FD 602U series, when there is external electromagnetic interference.

Construction

Conductor: fine strands of bare copper, acc. to UL 758

Insulation: PVC

Core stranding: Short pitch stranding.

Insulation colour:

JZ Black core with white numbers and GN/YE

JB Color core and GN/YE

OZ Black core with white numbers

OB Color core

Outer sheath: PUR

Sheath colour: Grey, RAL 7001 / Black, RAL 9005

Technical data

Max speed： 2m/s

Max acceleration： 20m/s²

Rated voltage: 600V UL+cUL

Test voltage: 3000V

Insulation resistance: ⩾20MΩ・km (20℃)

Bending radius: Flexible applicatin:7.5x cable diameter

Fixed installation:4 x cable diameter

Temperature range: Flexible application: –10℃ to +70℃

Fixed installation: –40℃ to +80℃

Burning behavior: Self–extinguishing &flame–retardant acc. to VW–1,FT1

Remarks

** represent the core colour

JZ code：01 OZ code：02

JB code：03 OB code：04

Part No.	Cores No.+area (AWG)	Approx. Diameter (mm)	Approx. Weight (kg/km)
601U 00020 02 ***	2 x 20AWG	6.7	52.9
601U 00020 03 ***	3 x 20AWG	7.0	61.7
601U 00020 04 ***	4 x 20AWG	7.6	73.2
601U 00020 05 ***	5 x 20AWG	8.2	85.3
601U 00020 06 ***	6 x 20AWG	8.8	97.8
601U 00020 07 ***	7 x 20AWG	9.5	109.9
601U 00020 08 ***	8 x 20AWG	10.1	122.4
601U 00020 09 ***	9 x 20AWG	10.8	136.3
601U 00020 10 ***	10 x 20AWG	11.5	151.9
601U 00020 12 ***	12 x 20AWG	11.3	167.8
601U 00020 14 ***	14 x 20AWG	11.8	188.4
601U 00020 16 ***	16 x 20AWG	12.5	209.6
601U 00020 18 ***	18 x 20AWG	13.3	236.3
601U 00020 20 ***	20 x 20AWG	13.6	255.0
601U 00020 21 ***	21 x 20AWG	13.9	267.4
601U 00020 24 ***	24 x 20AWG	15.6	312.4
601U 00020 25 ***	25 x 20AWG	16.2	331.4
601U 00020 27 ***	27 x 20AWG	16.2	346.7
601U 00020 30 ***	30 x 20AWG	16.7	377.1
601U 00020 32 ***	32 x 20AWG	17.5	408.6
601U 00020 36 ***	36 x 20AWG	18.2	446.6
601U 00019 02 ***	2 x 19AWG	6.9	58.0
601U 00019 03 ***	3 x 19AWG	7.2	68.1
601U 00019 04 ***	4 x 19AWG	7.8	81.3
601U 00019 05 ***	5 x 19AWG	8.5	95.2
601U 00019 06 ***	6 x 19AWG	9.2	109.3
601U 00019 07 ***	7 x 19AWG	9.8	123.1
601U 00019 08 ***	8 x 19AWG	10.5	137.4
601U 00019 09 ***	9 x 19AWG	11.2	153.1
601U 00019 10 ***	10 x 19AWG	11.9	170.7
601U 00019 12 ***	12 x 19AWG	11.7	189.5
601U 00019 14 ***	14 x 19AWG	12.3	213.3
601U 00019 16 ***	16 x 19AWG	13.2	242.9
601U 00019 18 ***	18 x 19AWG	13.9	268.0
601U 00019 20 ***	20 x 19AWG	14.2	289.7
601U 00019 21 ***	21 x 19AWG	14.7	309.6
601U 00019 24 ***	24 x 19AWG	16.5	361.0
601U 00019 25 ***	25 x 19AWG	16.8	375.6
601U 00019 27 ***	27 x 19AWG	16.8	393.7
601U 00019 30 ***	30 x 19AWG	17.6	435.8
601U 00019 32 ***	32 x 19AWG	18.3	464.2
601U 00019 36 ***	36 x 19AWG	19.2	515.8
601U 00018 02 ***	2 x 18AWG	7.2	64.5
601U 00018 03 ***	3 x 18AWG	7.5	76.5
601U 00018 04 ***	4 x 18AWG	8.2	91.8
601U 00018 05 ***	5 x 18AWG	8.9	107.9
601U 00018 06 ***	6 x 18AWG	9.6	124.3
601U 00018 07 ***	7 x 18AWG	10.3	140.3
601U 00018 08 ***	8 x 18AWG	11.0	156.8
601U 00018 09 ***	9 x 18AWG	11.8	174.9
601U 00018 10 ***	10 x 18AWG	12.5	195.2
601U 00018 12 ***	12 x 18AWG	12.3	217.7
601U 00018 14 ***	14 x 18AWG	12.9	245.7
601U 00018 16 ***	16 x 18AWG	13.8	279.8
601U 00018 18 ***	18 x 18AWG	14.8	314.8
601U 00018 20 ***	20 x 18AWG	15.1	340.5
601U 00018 21 ***	21 x 18AWG	15.5	357.3
601U 00018 24 ***	24 x 18AWG	17.5	422.9
601U 00018 25 ***	25 x 18AWG	17.9	440.0
601U 00018 27 ***	27 x 18AWG	17.9	461.6
601U 00018 30 ***	30 x 18AWG	18.5	503.3
601U 00018 32 ***	32 x 18AWG	19.4	543.9
601U 00018 36 ***	36 x 18AWG	20.1	596.2
601U 00017 02 ***	2 x 17AWG	7.5	71.8
601U 00017 03 ***	3 x 17AWG	7.8	85.9
601U 00017 04 ***	4 x 17AWG	8.5	103.7
601U 00017 05 ***	5 x 17AWG	9.2	122.3
601U 00017 06 ***	6 x 17AWG	10.0	141.2
601U 00017 07 ***	7 x 17AWG	10.8	159.7
601U 00017 08 ***	8 x 17AWG	11.5	178.8
601U 00017 09 ***	9 x 17AWG	12.3	199.7
601U 00017 10 ***	10 x 17AWG	13.3	228.2

Part No.	Cores No.+area (AWG)	Approx. Diameter (mm)	Approx. Weight (kg/km)
601U 00017 12 ***	12 x 17AWG	12.9	v249.9
601U 00017 14 ***	14 x 17AWG	13.8	288.0
601U 00017 16 ***	16 x 17AWG	14.7	327.5
601U 00017 18 ***	18 x 17AWG	15.5	361.9
601U 00017 20 ***	20 x 17AWG	15.8	392.2
601U 00017 21 ***	21 x 17AWG	16.4	418.1
601U 00017 24 ***	24 x 17AWG	18.4	486.0
601U 00017 25 ***	25 x 17AWG	19.0	513.2
601U 00017 27 ***	27 x 17AWG	19.0	539.1
601U 00017 30 ***	30 x 17AWG	19.6	588.1
601U 00017 32 ***	32 x 17AWG	20.6	634.8
601U 00017 36 ***	36 x 17AWG	21.3	696.5
601U 00016 02 ***	2 x 16AWG	8.2	87.3
601U 00016 03 ***	3 x 16AWG	8.6	105.1
601U 00016 04 ***	4 x 16AWG	9.4	127.4
601U 00016 05 ***	5 x 16AWG	10.2	150.7
601U 00016 06 ***	6 x 16AWG	11.1	174.6
601U 00016 07 ***	7 x 16AWG	11.9	197.7
601U 00016 08 ***	8 x 16AWG	12.8	221.6
601U 00016 09 ***	9 x 16AWG	13.9	253.3
601U 00016 10 ***	10 x 16AWG	15.0	289.0
601U 00016 12 ***	12 x 16AWG	14.8	323.3
601U 00016 14 ***	14 x 16AWG	15.6	365.4
601U 00016 16 ***	16 x 16AWG	16.6	414.9
601U 00016 18 ***	18 x 16AWG	17.7	465.7
601U 00016 20 ***	20 x 16AWG	18.1	504.5
601U 00016 21 ***	21 x 16AWG	18.5	529.4
601U 00016 24 ***	24 x 16AWG	20.9	623.0
601U 00016 25 ***	25 x 16AWG	21.4	648.4
601U 00016 27 ***	27 x 16AWG	21.4	681.4
601U 00016 30 ***	30 x 16AWG	22.3	752.6
601U 00016 32 ***	32 x 16AWG	23.4	811.3
601U 00016 36 ***	36 x 16AWG	24.2	890.1
601U 00015 02 ***	2 x 15AWG	8.6	99.0
601U 00015 03 ***	3 x 15AWG	9.0	120.2
601U 00015 04 ***	4 x 15AWG	9.8	146.5
601U 00015 05 ***	5 x 15AWG	10.7	174.0
601U 00015 06 ***	6 x 15AWG	11.6	202.0
601U 00015 07 ***	7 x 15AWG	12.6	229.2
601U 00015 08 ***	8 x 15AWG	13.7	262.6
601U 00015 09 ***	9 x 15AWG	14.9	299.6
601U 00015 10 ***	10 x 15AWG	15.8	334.7
601U 00015 12 ***	12 x 15AWG	15.6	376.2
601U 00015 14 ***	14 x 15AWG	16.6	432.6
601U 00015 16 ***	16 x 15AWG	17.7	490.9
601U 00015 18 ***	18 x 15AWG	18.6	543.2
601U 00015 20 ***	20 x 15AWG	19.3	597.0
601U 00015 21 ***	21 x 15AWG	19.7	626.6
601U 00015 24 ***	24 x 15AWG	22.3	735.3
601U 00015 25 ***	25 x 15AWG	22.8	765.4
601U 00015 27 ***	27 x 15AWG	22.8	805.3
601U 00015 30 ***	30 x 15AWG	23.8	889.1
601U 00015 32 ***	32 x 15AWG	24.8	957.5
601U 00015 36 ***	36 x 15AWG	25.8	1051.8
601U 00014 02 ***	2 x 14AWG	9.9	128.2
601U 00014 03 ***	3 x 14AWG	10.5	155.1
601U 00014 04 ***	4 x 14AWG	11.4	189.1
601U 00014 05 ***	5 x 14AWG	12.5	224.8
601U 00014 06 ***	6 x 14AWG	13.8	266.6
601U 00014 07 ***	7 x 14AWG	15.2	308.2
601U 00014 08 ***	8 x 14AWG	16.5	352.0
601U 00014 09 ***	9 x 14AWG	17.9	400.7
601U 00014 10 ***	10 x 14AWG	19.2	455.9
601U 00014 12 ***	12 x 14AWG	18.7	502.1
601U 00014 14 ***	14 x 14AWG	19.9	575.6
601U 00014 16 ***	16 x 14AWG	21.2	651.6
601U 00014 18 ***	18 x 14AWG	22.5	729.3
601U 00014 20 ***	20 x 14AWG	23.1	790.0
601U 00014 21 ***	21 x 14AWG	23.8	838.8
601U 00014 24 ***	24 x 14AWG	26.8	982.5
601U 00014 25 ***	25 x 14AWG	27.4	1022.8
601U 00014 27 ***	27 x 14AWG	27.4	1074.2

Note: For more customized products of other specifications or special specifications, please call for consultation.

Part No.	Cores No.+area (AWG)	Approx. Diameter (mm)	Approx. Weight (kg/km)
601U 00014 30 ***	30 x 14AWG	28.6	1183.6
601U 00014 32 ***	32 x 14AWG	29.9	1273.7
601U 0001436 ***	36 x 14AWG	31.2	1409.2
601U 00013 02 ***	2 x 13AWG	10.4	145.7
601U 00013 03 ***	3 x 13AWG	11.0	178.0
601U 00013 04 ***	4 x 13AWG	12.0	218.0
601U 00013 05 ***	5 x 13AWG	13.4	265.1
601U 00013 06 ***	6 x 13AWG	14.7	314.1
601U 00013 07 ***	7 x 13AWG	16.1	362.7
601U 00013 08 ***	8 x 13AWG	17.6	413.8
601U 00013 09 ***	9 x 13AWG	19.0	470.5
601U 00013 10 ***	10 x 13AWG	20.5	534.3
601U 00013 12 ***	12 x 13AWG	19.9	590.9
601U 00013 14 ***	14 x 13AWG	21.2	677.3
601U 00013 16 ***	16 x 13AWG	22.5	766.5
601U 00013 18 ***	18 x 13AWG	23.9	857.5
601U 00013 20 ***	20 x 13AWG	24.5	930.0
601U 00013 21 ***	21 x 13AWG	25.3	986.4
601U 00013 24 ***	24 x 13AWG	28.5	1153.0
601U 00013 25 ***	25 x 13AWG	29.3	1211.8
601U 00013 27 ***	27 x 13AWG	29.3	1273.7
601U 00013 30 ***	30 x 13AWG	30.3	1390.8
601U 00013 32 ***	32 x 13AWG	31.7	1495.5
601U 00013 36 ***	36 x 13AWG	33.1	1655.3
601U 00012 02 ***	2 x 12AWG	11.0	168.8
601U 00012 03 ***	3 x 12AWG	11.7	207.6
601U 00012 04 ***	4 x 12AWG	12.8	255.3
601U 00012 05 ***	5 x 12AWG	14.2	310.7
601U 00012 06 ***	6 x 12AWG	15.7	368.2
601U 00012 07 ***	7 x 12AWG	17.2	425.2
601U 00012 08 ***	8 x 12AWG	18.7	484.9
601U 00012 09 ***	9 x 12AWG	20.5	559.0
601U 00012 10 ***	10 x 12AWG	22.0	634.1
601U 00012 12 ***	12 x 12AWG	21.5	703.8
601U 00012 14 ***	14 x 12AWG	22.8	806.5
601U 00012 16 ***	16 x 12AWG	24.2	912.5
601U 00012 18 ***	18 x 12AWG	25.7	1020.5
601U 00012 20 ***	20 x 12AWG	26.6	1118.2
601U 00012 21 ***	21 x 12AWG	27.2	1174.0
601U 00012 24 ***	24 x 12AWG	30.8	1381.9
601U 00012 25 ***	25 x 12AWG	31.5	1438.7
601U 00012 27 ***	27 x 12AWG	31.5	1513.8
601U 00012 30 ***	30 x 12AWG	32.8	1667.1
601U 00012 32 ***	32 x 12AWG	34.2	1791.2
601U 00012 36 ***	36 x 12AWG	35.7	1982.4
601U 00011 02 ***	2 x 11AWG	11.6	195.5
601U 00011 03 ***	3 x 11AWG	12.3	242.7
601U 00011 04 ***	4 x 11AWG	13.7	305.4
601U 00011 05 ***	5 x 11AWG	15.2	371.6
601U 00011 07 ***	7 x 11AWG	18.4	507.9
601U 00010 02 ***	2 x 10AWG	12.4	230.1
601U 00010 03 ***	3 x 10AWG	13.3	293.3
601U 00010 04 ***	4 x 10AWG	14.8	369.3
601U 00010 05 ***	5 x 10AWG	16.5	449.2
601U 00010 07 ***	7 x 10AWG	19.9	613.3
601U 00009 02 ***	2 x 9AWG	13.4	275.8
601U 00009 03 ***	3 x 9AWG	14.2	346.6
601U 00009 04 ***	4 x 9AWG	15.8	437.3
601U 00009 05 ***	5 x 9AWG	17.8	539.5
601U 00009 07 ***	7 x 9AWG	21.4	735.9
601U 00008 02 ***	2 x 8AWG	15.3	358.5
601U 00008 03 ***	3 x 8AWG	16.5	456.6
601U 00008 04 ***	4 x 8AWG	18.3	574.3
601U 00008 05 ***	5 x 8AWG	20.5	705.9
601U 00008 07 ***	7 x 8AWG	24.9	969.6
601U 00007 02 ***	2 x 7AWG	16.6	428.7
601U 00007 03 ***	3 x 7AWG	17.8	547.7
601U 00007 04 ***	4 x 7AWG	19.8	689.4
601U 00007 05 ***	5 x 7AWG	22.2	846.5
601U 00007 07 ***	7 x 7AWG	26.9	1161.3
601U 00006 03 ***	3 x 6AWG	20.6	731.0
601U 00006 04 ***	4 x 6AWG	22.9	919.1
601U 00006 05 ***	5 x 6AWG	25.5	1125.9
601U 00006 07 ***	7 x 6AWG	31.1	1552.6
601U 00005 03 ***	3 x 5AWG	22.0	853.0
601U 00005 04 ***	4 x 5AWG	24.4	1073.6
601U 00005 05 ***	5 x 5AWG	27.2	1314.6
601U 00005 07 ***	7 x 5AWG	33.1	1810.6
601U 00004 03 ***	3 x 4AWG	23.8	1027.9
601U 00004 04 ***	4 x 4AWG	26.6	1306.0
601U 00004 05 ***	5 x 4AWG	29.7	1597.6
601U 00004 07 ***	7 x 4AWG	36.0	2196.2
601U 00003 03 ***	3 x 3AWG	26.0	1245.8
601U 00003 04 ***	4 x 3AWG	29.2	1594.6
601U 00003 05 ***	5 x 3AWG	32.5	1949.0
601U 00003 07 ***	7 x 3AWG	39.6	2690.0
601U 00002 03 ***	3 x 2AWG	28.4	1521.5
601U 00002 04 ***	4 x 2AWG	31.7	1933.0
601U 00002 05 ***	5 x 2AWG	35.5	2376.7
601U 00002 07 ***	7 x 2AWG	43.1	3274.4
601U 00001 03 ***	3 x 1AWG	32.8	1993.8
601U 00001 04 ***	4 x 1AWG	36.7	2541.7
601U 00001 05 ***	5 x 1AWG	41.0	3116.3
601U 00001 07 ***	7 x 1AWG	49.9	4297.1
601U 00101 03 ***	3 x 1/0AWG	36.1	2442.1
601U 00101 04 ***	4 x 1/0AWG	40.4	3110.7
601U 00101 05 ***	5 x 1/0AWG	45.2	3828.4
601U 00101 07 ***	7 x 1/0AWG	55.0	5266.9
601U 00201 03 ***	3 x 2/0AWG	39.5	2987.6
601U 00201 04 ***	4 x 2/0AWG	44.1	3803.8
601U 00201 05 ***	5 x 2/0AWG	49.1	4656.5
601U 00301 03 ***	3 x 3/0AWG	43.1	3649.1
601U 00301 04 ***	4 x 3/0AWG	48.3	4666.4
601U 00301 05 ***	5 x 3/0AWG	54.0	5730.5
601U 00401 03 ***	3 x 4/0AWG	47.4	4487.9
601U 00401 04 ***	4 x 4/0AWG	53.0	5735.8
601U 00401 05 ***	5 x 4/0AWG	59.2	7038.3
601U 00250 03 ***	3 x 250kcmil	53.2	5520.2
601U 00250 04 ***	4 x 250kcmil	59.7	7059.8
601U 00300 03 ***	3 x 300kcmil	57.3	6476.4
601U 00300 04 ***	4 x 300kcmil	64.2	8277.8
601U 00350 04 ***	4 x 350kcmil	68.1	9464.1

Note: For more customized products of other specifications or special specifications, please call for consultation.

PUR HIGH FLEXIBLE CONTROL CABLE YP–FD 671U 1000V



Application

Cardiffcable YP–FD 671U is approved for used in USA and Canada. It is used as a control and signal cable in machine tools ,machine and appliance construction as well as in the steel industry for difficult and problem areas. These high flexible control cables are suitable for shift and bending stresses in machines and machine tool constructions. The long service life is reached by the special construction and compounds. The PUR outer sheath, fulfils the highest oil resistance and chemical resistance. It is an extremely robust control cable with high abrasion and tear resistant properties. The high flexibility of this cable makes it easy to install. Suitable for outdoor use.

Recommended: Cardiffcable CP–FD 672U series, when there is external electromagnetic interference.

Construction

Conductor: fine strands of bare copper, acc. to UL 758

Insulation: PVC

Core stranding: Short pitch stranding.

Insulation colour:

JZ Black core with white numbers and GN/YE

JB Color core and GN/YE

OZ Black core with white numbers

OB Color core

Outer sheath: PUR

Sheath colour: Grey, RAL 7001 / Black, RAL 9005

Technical data

Max speed： 2m/s

Max acceleration： 20m/s^2

Rated voltage: 1000V UL+cUL

Test voltage: 4000V

Insulation resistance: ⩾20MΩ・km (20℃)

Bending radius: Flexible applicatin:7.5x cable diameter

Fixed installation:4 x cable diameter

Temperature range: Flexible application: –10℃ to +70℃

Fixed installation: –40℃ to +80℃

Burning behavior: Self–extinguishing &flame–retardant acc. to VW–1,FT1

Remarks

** represent the core colour

JZ code：01 OZ code：02

JB code：03 OB code：04

Part No.	Cores No.+area (AWG)	Approx. Diameter (mm)	Approx. Weight (kg/km)
671U 00020 02 ***	2 x 20AWG	6.7	52.9
671U 00020 03 ***	3 x 20AWG	7.0	61.7
671U 00020 04 ***	4 x 20AWG	7.6	73.2
671U 00020 05 ***	5 x 20AWG	8.2	85.3
671U 00020 06 ***	6 x 20AWG	8.8	97.8
671U 00020 07 ***	7 x 20AWG	9.5	109.9
671U 00020 08 ***	8 x 20AWG	10.1	122.4
671U 00020 09 ***	9 x 20AWG	10.8	136.3
671U 00020 10 ***	10 x 20AWG	11.5	151.9
671U 00020 12 ***	12 x 20AWG	11.3	167.8
671U 00020 14 ***	14 x 20AWG	11.8	188.4
671U 00020 16 ***	16 x 20AWG	12.5	209.6
671U 00020 18 ***	18 x 20AWG	13.3	236.3
671U 00020 20 ***	20 x 20AWG	13,6	255.0
671U 00020 21 ***	21 x 20AWG	13.9	267.4
671U 00020 24 ***	24 x 20AWG	15.6	312.4
671U 00020 25 ***	25 x 20AWG	16.2	331.4
671U 00020 27 ***	27 x 20AWG	16.2	346.7
671U 00020 30 ***	30 x 20AWG	16.7	377.1
671U 00020 32 ***	32 x 20AWG	17.5	408.6
671U 00020 36 ***	36 x 20AWG	18.2	446.6
671U 00019 02 ***	2 x 19AWG	6.9	58.0
671U 00019 03 ***	3 x 19AWG	7.2	68.1
671U 00019 04 ***	4 x 19AWG	7.8	81.3
671U 00019 05 ***	5 x 19AWG	8.5	95.2
671U 00019 06 ***	6 x 19AWG	9.2	109.3
671U 00019 07 ***	7 x 19AWG	9.8	123.1
671U 00019 08 ***	8 x 19AWG	10.5	137.4
671U 00019 09 ***	9 x 19AWG	11.2	153.1
671U 00019 10 ***	10 x 19AWG	11.9	170.7
671U 00019 12 ***	12 x 19AWG	11.7	189.5
671U 00019 14 ***	14 x 19AWG	12.3	213.3
671U 00019 16 ***	16 x 19AWG	13.2	242.9
671U 00019 18 ***	18 x 19AWG	13.9	268.0
671U 00019 20 ***	20 x 19AWG	14.2	289.7
671U 00019 21 ***	21 x 19AWG	14.7	309.6
671U 00019 24 ***	24 x 19AWG	16.5	361.0
671U 00019 25 ***	25 x 19AWG	16.8	375.6
671U 00019 27 ***	27 x 19AWG	16.8	393.7
671U 00019 30 ***	30 x 19AWG	17.6	435.8
671U 00019 32 ***	32 x 19AWG	18,3	464.2
671U 00019 36 ***	36 x 19AWG	19.2	515.8
671U 00018 02 ***	2 x 18AWG	7.2	64.5
671U 00018 03 ***	3 x 18AWG	7.5	76.5
671U 00018 04 ***	4 x 18AWG	8.2	91.8
671U 00018 05 ***	5 x 18AWG	8.9	107.9
671U 00018 06 ***	6 x 18AWG	9.6	124.3
671U 00018 07 ***	7 x 18AWG	10.3	140.3
671U 00018 08 ***	8 x 18AWG	11.0	156.8
671U 00018 09 ***	9 x 18AWG	11.8	174.9
671U 00018 10 ***	10 x 18AWG	12.5	195.2
671U 00018 12 ***	12 x 18AWG	12,3	217.7
671U 00018 14 ***	14 x 18AWG	12.9	245.7
671U 00018 16 ***	16 x 18AWG	13.8	279.8
671U 00018 18 ***	18 x 18AWG	14.8	314.8
671U 00018 20 ***	20 x 18AWG	15.1	340.5
671U 00018 21 ***	21 x 18AWG	15,5	357.3
671U 00018 24 ***	24 x 18AWG	17.5	422.9
671U 00018 25 ***	25 x 18AWG	17.9	440.0
671U 00018 27 ***	27 x 18AWG	17,9	461.6
671U 00018 30 ***	30 x 18AWG	18.5	503.3
671U 00018 32 ***	32 x 18AWG	19.4	543.9
671U 00018 36 ***	36 x 18AWG	20.1	596.2
671U 00017 02 ***	2 x 17AWG	7.5	71.8
671U 00017 03 ***	3 x 17AWG	7.8	85.9
671U 00017 04 ***	4 x 17AWG	8.5	103.7
671U 00017 05 ***	5 x 17AWG	9.2	122.3
671U 00017 06 ***	6 x 17AWG	10,0	141,2
671U 00017 07 ***	7 x 17AWG	10.8	159.7
671U 00017 08 ***	8 x 17AWG	11.5	178.8
671U 00017 09 ***	9 x 17AWG	12,3	199.7
671U 00017 10 ***	10 x 17AWG	13.3	228.2

Part No.	Cores No.+area (AWG)	Approx. Diameter (mm)	Approx. Weight (kg/km)
671U 00017 12 ***	12 x 17AWG	12.9	249.9
671U 00017 14 ***	14 x 17AWG	13.8	288.0
671U 00017 16 ***	16 x 17AWG	14.7	327.5
671U 00017 18 ***	18 x 17AWG	15.5	361.9
671U 00017 20 ***	20 x 17AWG	15.8	392.2
671U 00017 21 ***	21 x 17AWG	16.4	418.1
671U 00017 24 ***	24 x 17AWG	18.4	486.0
671U 00017 25 ***	25 x 17AWG	19.0	513.2
671U 00017 27 ***	27 x 17AWG	19,0	539.1
671U 00017 30 ***	30 x 17AWG	19.6	588.1
671U 00017 32 ***	32 x 17AWG	20.6	634.8
671U 00017 36 ***	36 x 17AWG	21.3	696.5
671U 00016 02 ***	2 x 16AWG	8.2	87.3
671U 00016 03 ***	3 x 16AWG	8.6	105.1
671U 00016 04 ***	4 x 16AWG	9.4	127.4
671U 00016 05 ***	5 x 16AWG	10.2	150.7
671U 00016 06 ***	6 x 16AWG	11.1	174.6
671U 00016 07 ***	7 x 16AWG	11.9	197.7
671U 00016 08 ***	8 x 16AWG	12.8	221.6
671U 00016 09 ***	9 x 16AWG	13.9	253.3
671U 00016 10 ***	10 x 16AWG	15.0	289.0
671U 00016 12 ***	12 x 16AWG	14.8	323.3
671U 00016 14 ***	14 x 16AWG	15.6	365.4
671U 00016 16 ***	16 x 16AWG	16.6	414.9
671U 00016 18 ***	18 x 16AWG	17.7	465.7
671U 00016 20 ***	20 x 16AWG	18.1	504.5
671U 00016 21 ***	21 x 16AWG	18.5	529.4
671U 00016 24 ***	24 x 16AWG	20.9	623.0
671U 00016 25 ***	25 x 16AWG	21.4	648.4
671U 00016 27 ***	27 x 16AWG	21,4	681.4
671U 00016 30 ***	30 x 16AWG	22.3	752.6
671U 00016 32 ***	32 x 16AWG	23.4	811.3
671U 00016 36 ***	36 x 16AWG	24,2	890.1
671U 00015 02 ***	2 x 15AWG	8.6	99.0
671U 00015 03 ***	3 x 15AWG	9.0	120.2
671U 00015 04 ***	4 x 15AWG	9,8	146,5
671U 00015 05 ***	5 x 15AWG	10.7	174.0
671U 00015 06 ***	6 x 15AWG	11.6	202.0
671U 00015 07 ***	7 x 15AWG	12.6	229.2
671U 00015 08 ***	8 x 15AWG	13.7	262.6
671U 00015 09 ***	9 x 15AWG	14,9	299,6
671U 00015 10 ***	10 x 15AWG	15.8	334.7
671U 00015 12 ***	12 x 15AWG	15.6	376.2
671U 00015 14 ***	14 x 15AWG	16,6	432.6
671U 00015 16 ***	16 x 15AWG	17.7	490.9
671U 00015 18 ***	18 x 15AWG	18.6	543.2
671U 00015 20 ***	20 x 15AWG	19.3	597.0
671U 00015 21 ***	21 x 15AWG	19.7	626.6
671U 00015 24 ***	24 x 15AWG	22.3	735.3
671U 00015 25 ***	25 x 15AWG	22.8	765.4
671U 00015 27 ***	27 x 15AWG	22.8	805.3
671U 00015 30 ***	30 x 15AWG	23,8	889.1
671U 00015 32 ***	32 x 15AWG	24.8	957.5
671U 00015 36 ***	36 x 15AWG	25.8	1051.8
671U 00014 02 ***	2 x 14AWG	9.9	128.2
671U 00014 03 ***	3 x 14AWG	10.5	155.1
671U 00014 04 ***	4 x 14AWG	11.4	189.1
671U 00014 05 ***	5 x 14AWG	12.5	224.8
671U 00014 06 ***	6 x 14AWG	13.8	266.6
671U 00014 07 ***	7 x 14AWG	15,2	308,2
671U 00014 08 ***	8 x 14AWG	16.5	352.0
671U 00014 09 ***	9 x 14AWG	17.9	400.7
671U 00014 10 ***	10 x 14AWG	19.2	455.9
671U 00014 12 ***	12 x 14AWG	18.7	502.1
671U 00014 14 ***	14 x 14AWG	19.9	575.6
671U 00014 16 ***	16 x 14AWG	21.2	651.6
671U 00014 18 ***	18 x 14AWG	22.5	729.3
671U 00014 20 ***	20 x 14AWG	23,1	790,0
671U 00014 21 ***	21 x 14AWG	23.8	838.8
671U 00014 24 ***	24 x 14AWG	26.8	982.5
671U 00014 25 ***	25 x 14AWG	27.4	1022,8
671U 00014 27 ***	27 x 14AWG	27.4	1074.2

Note: For more customized products of other specifications or special specifications, please call for consultation.

Part No.	Cores No.+area (AWG)	Approx. Diameter (mm)	Approx. Weight (kg/km)
671U 00014 30 ***	30 x 14AWG	28.6	1183.6
671U 00014 32 ***	32 x 14AWG	29.9	1273.7
671U 0001436 ***	36 x 14AWG	31.2	1409.2
671U 00013 02 ***	2 x 13AWG	10.4	145.7
671U 00013 03 ***	3 x 13AWG	11.0	178.0
671U 00013 04 ***	4 x 13AWG	12.0	218.0
671U 00013 05 ***	5 x 13AWG	13.4	265.1
671U 00013 06 ***	6 x 13AWG	14.7	314.1
671U 00013 07 ***	7 x 13AWG	16.1	362.7
671U 00013 08 ***	8 x 13AWG	17.6	413.8
671U 00013 09 ***	9 x 13AWG	19.0	470.5
671U 00013 10 ***	10 x 13AWG	20.5	534.3
671U 00013 12 ***	12 x 13AWG	19.9	590.9
671U 00013 14 ***	14 x 13AWG	21.2	677.3
671U 00013 16 ***	16 x 13AWG	22.5	766.5
671U 00013 18 ***	18 x 13AWG	23.9	857.5
671U 00013 20 ***	20 x 13AWG	24.5	930.0
671U 00013 21 ***	21 x 13AWG	25.3	986.4
671U 00013 24 ***	24 x 13AWG	28.5	1153.0
671U 00013 25 ***	25 x 13AWG	29.3	1211.8
671U 00013 27 ***	27 x 13AWG	29.3	1273.7
671U 00013 30 ***	30 x 13AWG	30.3	1390.8
671U 00013 32 ***	32 x 13AWG	31.7	1495.5
671U 00013 36 ***	36 x 13AWG	33.1	1655.3
671U 00012 02 ***	2 x 12AWG	11.0	168.8
671U 00012 03 ***	3 x 12AWG	11.7	207.6
671U 00012 04 ***	4 x 12AWG	12.8	255.3
671U 00012 05 ***	5 x 12AWG	14.2	310.7
671U 00012 06 ***	6 x 12AWG	15.7	368.2
671U 00012 07 ***	7 x 12AWG	17.2	425.2
671U 00012 08 ***	8 x 12AWG	18.7	484.9
671U 00012 09 ***	9 x 12AWG	20.5	559.0
671U 00012 10 ***	10 x 12AWG	22.0	634.1
671U 00012 12 ***	12 x 12AWG	21.5	703.8
671U 00012 14 ***	14 x 12AWG	22.8	806.5
671U 00012 16 ***	16 x 12AWG	24,2	912,5
671U 00012 18 ***	18 x 12AWG	25.7	1020.5
671U 00012 20 ***	20 x 12AWG	26.6	1118.2
671U 00012 21 ***	21 x 12AWG	27.2	1174.0
671U 00012 24 ***	24 x 12AWG	30.8	1381.9
671U 00012 25 ***	25 x 12AWG	31.5	1438.7
671U 00012 27 ***	27 x 12AWG	31.5	1513.8
671U 00012 30 ***	30 x 12AWG	32.8	1667.1
671U 00012 32 ***	32 x 12AWG	34.2	1791.2
671U 00012 36 ***	36 x 12AWG	35.7	1982.4
671U 00011 02 ***	2 x 11AWG	11.6	195.5
671U 00011 03 ***	3 x 11AWG	12.3	242.7
671U 00011 04 ***	4 x 11AWG	13.7	305.4
671U 00011 05 ***	5 x 11AWG	15.2	371.6
671U 00011 07 ***	7 x 11AWG	18.4	507.9
671U 00010 02 ***	2 x 10AWG	12.4	230.1
671U 00010 03 ***	3 x 10AWG	13,3	293,3
671U 00010 04 ***	4 x 10AWG	14.8	369.3
671U 00010 05 ***	5 x 10AWG	16.5	449.2
671U 00010 07 ***	7 x 10AWG	19.9	613.3
671U 00009 02 ***	2 x 9AWG	13.4	275.8
671U 00009 03 ***	3 x 9AWG	14.2	346.6
671U 00009 04 ***	4 x 9AWG	15.8	437.3
671U 00009 05 ***	5 x 9AWG	17.8	539.5
671U 00009 07 ***	7 x 9AWG	21.4	735.9
671U 00008 02 ***	2 x 8AWG	15.3	358.5
671U 00008 03 ***	3 x 8AWG	16.5	456.6
671U 00008 04 ***	4 x 8AWG	18.3	574.3
671U 00008 05 ***	5 x 8AWG	20.5	705.9
671U 00008 07 ***	7 x 8AWG	24.9	969.6
671U 00007 02 ***	2 x 7AWG	16.6	428.7
671U 00007 03 ***	3 x 7AWG	17.8	547.7
671U 00007 04 ***	4 x 7AWG	19,8	689,4
671U 00007 05 ***	5 x 7AWG	22.2	846.5
671U 00007 07 ***	7 x 7AWG	26.9	1161.3
671U 00006 03 ***	3 x 6AWG	20.6	731.0
671U 00006 04 ***	4 x 6AWG	22.9	919.1

Part No.	Cores No.+area (AWG)	Approx. Diameter (mm)	Approx. Weight (kg/km)
671U 00006 05 ***	5 x 6AWG	25.5	1125.9
671U 00006 07 ***	7 x 6AWG	31.1	1552.6
671U 00005 03 ***	3 x 5AWG	22.0	853.0
671U 00005 04 ***	4 x 5AWG	24.4	1073.6
671U 00005 05 ***	5 x 5AWG	27.2	1314.6
671U 00005 07 ***	7 x 5AWG	33,1	1810.6
671U 00004 03 ***	3 x 4AWG	23.8	1027.9
671U 00004 04 ***	4 x 4AWG	26.6	1306.0
671U 00004 05 ***	5 x 4AWG	29.7	1597.6
671U 00004 07 ***	7 x 4AWG	36.0	2196.2
671U 00003 03 ***	3 x 3AWG	26.0	1245.8
671U 00003 04 ***	4 x 3AWG	29.2	1594.6
671U 00003 05 ***	5 x 3AWG	32.5	1949.0
671U 00003 07 ***	7 x 3AWG	39,6	2690,0
671U 00002 03 ***	3 x 2AWG	28.4	1521.5
671U 00002 04 ***	4 x 2AWG	31.7	1933.0
671U 00002 05 ***	5 x 2AWG	35.5	2376.7
671U 00002 07 ***	7 x 2AWG	43.1	3274.4
671U 00001 03 ***	3 x 1AWG	32.8	1993.8
671U 00001 04 ***	4 x 1AWG	36.7	2541.7
671U 00001 05 ***	5 x 1AWG	41.0	3116.3
671U 00001 07 ***	7 x 1AWG	49,9	4297.1
671U 00101 03 ***	3 x 1/0AWG	36.1	2442.1
671U 00101 04 ***	4 x 1/0AWG	40.4	3110.7
671U 00101 05 ***	5 x 1/0AWG	45.2	3828.4
671U 00101 07 ***	7 x 1/0AWG	55.0	5266.9
671U 00201 03 ***	3 x 2/0AWG	39.5	2987.6
671U 00201 04 ***	4 x 2/0AWG	44.1	3803.8
671U 00201 05 ***	5 x 2/0AWG	49.1	4656.5
671U 00301 03 ***	3 x 3/0AWG	43,1	3649,1
671U 00301 04 ***	4 x 3/0AWG	48.3	4666.4
671U 00301 05 ***	5 x 3/0AWG	54.0	5730.5
671U 00401 03 ***	3 x 4/0AWG	47.4	4487.9
671U 00401 04 ***	4 x 4/0AWG	53.0	5735.8
671U 00401 05 ***	5 x 4/0AWG	59.2	7038.3
671U 00250 03 ***	3 x 250kcmil	53,2	5520,2
671U 00250 04 ***	4 x 250kcmil	59.7	7059.8
671U 00300 03 ***	3 x 300kcmil	57.3	6476.4
671U 00300 04 ***	4 x 300kcmil	64.2	8277.8
671U 00350 04 ***	4 x 350kcmil	68.1	9464.1

Note: For more customized products of other specifications or special specifications, please call for consultation.

PUR HIGH FLEXIBLE CONTROL CABLE SHIELDED CP–FD 602U 600V



Application

Cardiffcable CP–FD 602U is approved for used in USA and Canada. It is used as a control and signal cable in machine tools ,machine and appliance construction as well as in the steel industry for difficult and problem areas. These high flexible control cables are suitable for shift and bending stresses in machines and machine tool constructions. The long service life is reached by the special construction and compounds. It also can be used in EMC–sensitive environments. The PUR outer sheath, fulfils the highest oil resistance and chemical resistance. It is an extremely robust control cable with high abrasion and tear resistant properties. The high flexibility of this cable makes it easy to install. Suitable for outdoor use.

Construction

Conductor: fine strands of bare copper, acc. to UL 758
Insulation: PVC
Core stranding: Short pitch stranding.
Insulation colour:
JZ Black core with white numbers and GN/YE
JB Color core and GN/YE
OZ Black core with white numbers
OB Color core
Shield: Tinned copper braid
Outer sheath: PUR
Sheath colour: Grey, RAL 7001 / Black, RAL 9005

Technical data

Max speed： 2m/s
Max acceleration： 20m/s²
Rated voltage: 600V UL+cUL
Test voltage: 3000V
Insulation resistance: ⩾20MΩ・km (20℃)
Bending radius: Flexible applicatin:7.5x cable diameter
Fixed installation:4 x cable diameter
Temperature range: Flexible application: –10℃ to +70℃
Fixed installation: –40℃ to +80℃
Burning behavior: Self–extinguishing &flame–retardant acc. to VW–1,FT1

Remarks

** represent the core colour

JZ code：01 OZ code：02
JB code：03 OB code：04

Part No.	Cores No.+area (AWG)	Approx. Diameter (mm)	Approx. Weight (kg/km)
602U 00020 02 ***	2 x 20AWG	7.3	62.5
602U 00020 03 ***	3 x 20AWG	7.6	74.3
602U 00020 04 ***	4 x 20AWG	8.2	87.9
602U 00020 05 ***	5 x 20AWG	8.8	102.0
602U 00020 06 ***	6 x 20AWG	9.4	116.3
602U 00020 07 ***	7 x 20AWG	10.1	130.8
602U 00020 08 ***	8 x 20AWG	10.7	145.3
602U 00020 09 ***	9 x 20AWG	11.4	159.8
602U 00020 10 ***	10 x 20AWG	12.1	174.4
602U 00020 12 ***	12 x 20AWG	11.9	191.0
602U 00020 14 ***	14 x 20AWG	12.4	213.7
602U 00020 16 ***	16 x 20AWG	13.3	242.2
602U 00020 18 ***	18 x 20AWG	13.9	265.8
602U 00020 20 ***	20 x 20AWG	14.2	286.7
602U 00020 21 ***	21 x 20AWG	14.7	304.4
602U 00020 24 ***	24 x 20AWG	16.4	351.7
602U 00020 25 ***	25 x 20AWG	16.8	363.9
602U 00020 27 ***	27 x 20AWG	16.8	382.0
602U 00020 30 ***	30 x 20AWG	17.5	421.5
602U 00020 32 ***	32 x 20AWG	18.2	446.2
602U 00020 36 ***	36 x 20AWG	19.1	496.4
602U 00019 02 ***	2 x 19AWG	7.5	67.4
602U 00019 03 ***	3 x 19AWG	7.8	80.8
602U 00019 04 ***	4 x 19AWG	8.4	96.2
602U 00019 05 ***	5 x 19AWG	9.1	112.1
602U 00019 06 ***	6 x 19AWG	9.8	128.2
602U 00019 07 ***	7 x 19AWG	10.4	144.5
602U 00019 08 ***	8 x 19AWG	11.1	160.8
602U 00019 09 ***	9 x 19AWG	11.8	177.1
602U 00019 10 ***	10 x 19AWG	12.5	193.5
602U 00019 12 ***	12 x 19AWG	12.3	213.1
602U 00019 14 ***	14 x 19AWG	12.9	239.1
602U 00019 16 ***	16 x 19AWG	13.8	271.1
602U 00019 18 ***	18 x 19AWG	14.7	304.0
602U 00019 20 ***	20 x 19AWG	15.0	328.3
602U 00019 21 ***	21 x 19AWG	15.3	341.8
602U 00019 24 ***	24 x 19AWG	17.1	394.7
602U 00019 25 ***	25 x 19AWG	17.6	415.7
602U 00019 27 ***	27 x 19AWG	17.6	436.8
602U 00019 30 ***	30 x 19AWG	18.3	475.0
602U 00019 32 ***	32 x 19AWG	19.2	510.2
602U 00019 36 ***	36 x 19AWG	19.9	559.4
602U 00018 02 ***	2 x 18AWG	7.8	73.7
602U 00018 03 ***	3 x 18AWG	8.1	89.3
602U 00018 04 ***	4 x 18AWG	8.8	106.9
602U 00018 05 ***	5 x 18AWG	9.5	125.2
602U 00018 06 ***	6 x 18AWG	10.2	143.6
602U 00018 07 ***	7 x 18AWG	10.9	162.2
602U 00018 08 ***	8 x 18AWG	11.6	180.9
602U 00018 09 ***	9 x 18AWG	12.4	199.5
602U 00018 10 ***	10 x 18AWG	13.3	223.6
602U 00018 12 ***	12 x 18AWG	12.9	241.8
602U 00018 14 ***	14 x 18AWG	13.7	277.5
602U 00018 16 ***	16 x 18AWG	14.6	314.5
602U 00018 18 ***	18 x 18AWG	15.4	346.1
602U 00018 20 ***	20 x 18AWG	15.7	374.5
602U 00018 21 ***	21 x 18AWG	16.3	396.8
602U 00018 24 ***	24 x 18AWG	18.2	458.3
602U 00018 25 ***	25 x 18AWG	18.6	474.5
602U 00018 27 ***	27 x 18AWG	18.6	499.6
602U 00018 30 ***	30 x 18AWG	19.4	551.2
602U 00018 32 ***	32 x 18AWG	20.1	583.4
602U 00018 36 ***	36 x 18AWG	21.0	649.5
602U 00017 02 ***	2 x 17AWG	8.1	80.6
602U 00017 03 ***	3 x 17AWG	8.4	98.7
602U 00017 04 ***	4 x 17AWG	9.1	118.9
602U 00017 05 ***	5 x 17AWG	9.8	139.8
602U 00017 06 ***	6 x 17AWG	10.6	160.9
602U 00017 07 ***	7 x 17AWG	11.4	182.1
602U 00017 08 ***	8 x 17AWG	12.1	203.5
602U 00017 09 ***	9 x 17AWG	12.9	224.8
602U 00017 10 ***	10 x 17AWG	13.9	251.8

Part No.	Cores No.+area (AWG)	Approx. Diameter (mm)	Approx. Weight (kg/km)
602U 00017 12 ***	12 x 17AWG	13.7	279.7
602U 00017 14 ***	14 x 17AWG	14.4	315.1
602U 00017 16 ***	16 x 17AWG	15.3	357.3
602U 00017 18 ***	18 x 17AWG	16.3	400.4
602U 00017 20 ***	20 x 17AWG	16.6	433.8
602U 00017 21 ***	21 x 17AWG	17.0	452.2
602U 00017 24 ***	24 x 17AWG	19.3	529.6
602U 00017 25 ***	25 x 17AWG	19.7	548.5
602U 00017 27 ***	27 x 17AWG	19.7	578.2
602U 00017 30 ***	30 x 17AWG	20.5	637.8
602U 00017 32 ***	32 x 17AWG	21.5	676.7
602U 00017 36 ***	36 x 17AWG	22.4	753.3
602U 00016 02 ***	2 x 16AWG	8.8	94.8
602U 00016 03 ***	3 x 16AWG	9.2	117.5
602U 00016 04 ***	4 x 16AWG	10.0	142.8
602U 00016 05 ***	5 x 16AWG	10.8	168.7
602U 00016 06 ***	6 x 16AWG	11.7	194.8
602U 00016 07 ***	7 x 16AWG	12.5	221.1
602U 00016 08 ***	8 x 16AWG	13.6	253.0
602U 00016 09 ***	9 x 16AWG	14.7	285.7
602U 00016 10 ***	10 x 16AWG	15.6	312.9
602U 00016 12 ***	12 x 16AWG	15.4	348.8
602U 00016 14 ***	14 x 16AWG	16.4	400.2
602U 00016 16 ***	16 x 16AWG	17.2	446.1
602U 00016 18 ***	18 x 16AWG	18.4	500.4
602U 00016 20 ***	20 x 16AWG	19.0	550.5
602U 00016 21 ***	21 x 16AWG	19.4	573.8
602U 00016 24 ***	24 x 16AWG	22.0	670.7
602U 00016 25 ***	25 x 16AWG	22.5	694.7
602U 00016 27 ***	27 x 16AWG	22.5	732.8
602U 00016 30 ***	30 x 16AWG	23.4	807.6
602U 00016 32 ***	32 x 16AWG	24.3	855.2
602U 00016 36 ***	36 x 16AWG	25.3	951.4
602U 00015 02 ***	2 x 15AWG	9.2	105.6
602U 00015 03 ***	3 x 15AWG	9.6	132.3
602U 00015 04 ***	4 x 15AWG	10.4	161.8
602U 00015 05 ***	5 x 15AWG	11.3	191.9
602U 00015 06 ***	6 x 15AWG	12.2	222.3
602U 00015 07 ***	7 x 15AWG	13.4	258.3
602U 00015 08 ***	8 x 15AWG	14.3	289.4
602U 00015 09 ***	9 x 15AWG	15.5	326.7
602U 00015 10 ***	10 x 15AWG	16.6	364.9
602U 00015 12 ***	12 x 15AWG	16.4	408.2
602U 00015 14 ***	14 x 15AWG	17.2	461.5
602U 00015 16 ***	16 x 15AWG	18.4	523.5
602U 00015 18 ***	18 x 15AWG	19.5	586.1
602U 00015 20 ***	20 x 15AWG	20.0	636.6
602U 00015 21 ***	21 x 15AWG	20.6	672.4
602U 00015 24 ***	24 x 15AWG	23.4	784.1
602U 00015 25 ***	25 x 15AWG	23.9	812.4
602U 00015 27 ***	27 x 15AWG	23.9	858.1
602U 00015 30 ***	30 x 15AWG	24.9	945.8
602U 00015 32 ***	32 x 15AWG	25.7	1001.9
602U 00015 36 ***	36 x 15AWG	26.9	1115.1
602U 00014 02 ***	2 x 14AWG	10.5	130.6
602U 00014 03 ***	3 x 14AWG	11.1	165.3
602U 00014 04 ***	4 x 14AWG	12.0	203.2
602U 00014 05 ***	5 x 14AWG	13.3	247.3
602U 00014 06 ***	6 x 14AWG	14.6	292.8
602U 00014 07 ***	7 x 14AWG	15.8	333.0
602U 00014 08 ***	8 x 14AWG	17.1	380.3
602U 00014 09 ***	9 x 14AWG	18.6	429.2
602U 00014 10 ***	10 x 14AWG	19.9	478.7
602U 00014 12 ***	12 x 14AWG	19.6	535.3
602U 00014 14 ***	14 x 14AWG	20.8	613.5
602U 00014 16 ***	16 x 14AWG	22.3	695.1
602U 00014 18 ***	18 x 14AWG	23.6	776.9
602U 00014 20 ***	20 x 14AWG	24.2	843.3
602U 00014 21 ***	21 x 14AWG	24.9	889.5
602U 00014 24 ***	24 x 14AWG	27.9	1032.8
602U 00014 25 ***	25 x 14AWG	28.7	1071.9
602U 00014 27 ***	27 x 14AWG	28.7	1131.7

Note: For more customized products of other specifications or special specifications, please call for consultation.

Part No.	Cores No.+area (AWG)	Approx. Diameter (mm)	Approx. Weight (kg/km)
602U 00014 30 ***	30 x 14AWG	29.9	1245.8
602U 00014 32 ***	32 x 14AWG	31.2	1332.2
602U 0001436 ***	36 x 14AWG	32.5	1480.0
602U 00013 02 ***	2 x 13AWG	11.0	146.2
602U 00013 03 ***	3 x 13AWG	11.6	187.0
602U 00013 04 ***	4 x 13AWG	12.6	231.3
602U 00013 05 ***	5 x 13AWG	14.0	282.1
602U 00013 06 ***	6 x 13AWG	15.3	334.3
602U 00013 07 ***	7 x 13AWG	16.7	387.7
602U 00013 08 ***	8 x 13AWG	18.3	443.1
602U 00013 09 ***	9 x 13AWG	19.7	498.9
602U 00013 10 ***	10 x 13AWG	21.2	555.9
602U 00013 12 ***	12 x 13AWG	20.8	623.9
602U 00013 14 ***	14 x 13AWG	22.3	716.9
602U 00013 16 ***	16 x 13AWG	23.6	810.5
602U 00013 18 ***	18 x 13AWG	25.0	905.7
602U 00013 20 ***	20 x 13AWG	25.6	984.5
602U 00013 21 ***	21 x 13AWG	26.4	1037.7
602U 00013 24 ***	24 x 13AWG	29.8	1204.9
602U 00013 25 ***	25 x 13AWG	30.6	1261.0
602U 00013 27 ***	27 x 13AWG	30.6	1332.5
602U 00013 30 ***	30 x 13AWG	31.6	1453.7
602U 00013 32 ***	32 x 13AWG	33.0	1553.8
602U 00013 36 ***	36 x 13AWG	34.4	1727.2
602U 00012 02 ***	2 x 12AWG	11.6	166.3
602U 00012 03 ***	3 x 12AWG	12.3	214.9
602U 00012 04 ***	4 x 12AWG	13.6	272.8
602U 00012 05 ***	5 x 12AWG	15.0	332.7
602U 00012 06 ***	6 x 12AWG	16.5	394.0
602U 00012 07 ***	7 x 12AWG	18.1	457.4
602U 00012 08 ***	8 x 12AWG	19.6	521.6
602U 00012 09 ***	9 x 12AWG	21.2	587.0
602U 00012 10 ***	10 x 12AWG	22.7	653.6
602U 00012 12 ***	12 x 12AWG	22.6	737.5
602U 00012 14 ***	14 x 12AWG	23.9	845.8
602U 00012 16 ***	16 x 12AWG	25.3	956.4
602U 00012 18 ***	18 x 12AWG	26.8	1068.8
602U 00012 20 ***	20 x 12AWG	27.5	1163.2
602U 00012 21 ***	21 x 12AWG	28.3	1225.5
602U 00012 24 ***	24 x 12AWG	32.1	1433.6
602U 00012 25 ***	25 x 12AWG	32.8	1486.0
602U 00012 27 ***	27 x 12AWG	32.8	1572.2
602U 00012 30 ***	30 x 12AWG	34.1	1731.0
602U 00012 32 ***	32 x 12AWG	35.5	1849.2
602U 00012 36 ***	36 x 12AWG	37.0	2055.6
602U 00011 02 ***	2 x 11AWG	12.2	189.9
602U 00011 03 ***	3 x 11AWG	12.9	248.2
602U 00011 04 ***	4 x 11AWG	14.3	316.3
602U 00011 05 ***	5 x 11AWG	15.8	386.6
602U 00011 07 ***	7 x 11AWG	19.1	532.5
602U 00010 02 ***	2 x 10AWG	13.0	220.1
602U 00010 03 ***	3 x 10AWG	13.9	296.4
602U 00010 04 ***	4 x 10AWG	15.4	378.3
602U 00010 05 ***	5 x 10AWG	17.1	462.5
602U 00010 07 ***	7 x 10AWG	20.8	645.2
602U 00009 02 ***	2 x 9AWG	14.0	260.6
602U 00009 03 ***	3 x 9AWG	15.0	352.2
602U 00009 04 ***	4 x 9AWG	16.6	450.0
602U 00009 05 ***	5 x 9AWG	18.5	551.1
602U 00009 07 ***	7 x 9AWG	22.5	768.2
602U 00008 02 ***	2 x 8AWG	16.1	336.4
602U 00008 03 ***	3 x 8AWG	17.1	447.9
602U 00008 04 ***	4 x 8AWG	19.2	581.6
602U 00008 05 ***	5 x 8AWG	21.4	712.5
602U 00008 07 ***	7 x 8AWG	25.8	988.4
602U 00007 02 ***	2 x 7AWG	17.2	390.8
602U 00007 03 ***	3 x 7AWG	18.5	533.3
602U 00007 04 ***	4 x 7AWG	20.7	691.8
602U 00007 05 ***	5 x 7AWG	23.1	848.0
602U 00007 07 ***	7 x 7AWG	28.0	1186.9
602U 00006 03 ***	3 x 6AWG	21.5	702.4
602U 00006 04 ***	4 x 6AWG	24.0	910.4
602U 00006 05 ***	5 x 6AWG	26.6	1124.8
602U 00006 07 ***	7 x 6AWG	32.4	1570.6
602U 00005 03 ***	3 x 5AWG	22.9	815.2
602U 00005 04 ***	4 x 5AWG	25.5	1057.2
602U 00005 05 ***	5 x 5AWG	28.3	1306.1
602U 00005 07 ***	7 x 5AWG	34.4	1822.1
602U 00004 03 ***	3 x 4AWG	24.9	986.1
602U 00004 04 ***	4 x 4AWG	27.7	1278.3
602U 00004 05 ***	5 x 4AWG	31.0	1580.2
602U 00004 07 ***	7 x 4AWG	37.3	2197.7
602U 00003 03 ***	3 x 3AWG	27.1	1185.4
602U 00003 04 ***	4 x 3AWG	30.3	1540.5
602U 00003 05 ***	5 x 3AWG	33.8	1915.9
602U 00003 07 ***	7 x 3AWG	40.9	2678.0
602U 00002 03 ***	3 x 2AWG	29.7	1441.6
602U 00002 04 ***	4 x 2AWG	33.0	1870.9
602U 00002 05 ***	5 x 2AWG	36.8	2324.5
602U 00002 07 ***	7 x 2AWG	44.4	3244.1
602U 00001 03 ***	3 x 1AWG	34.1	1866.9
602U 00001 04 ***	4 x 1AWG	38.0	2437.0
602U 00001 05 ***	5 x 1AWG	42.3	3022.0
602U 00001 07 ***	7 x 1AWG	51.2	4227.2
602U 00101 03 ***	3 x 1/0AWG	37.4	2272.2
602U 00101 04 ***	4 x 1/0AWG	41.7	2966.0
602U 00101 05 ***	5 x 1/0AWG	46.5	3695.2
602U 00101 07 ***	7 x 1/0AWG	56.5	5181.9
602U 00201 03 ***	3 x 2/0AWG	40.8	2772.2
602U 00201 04 ***	4 x 2/0AWG	45.4	3616.7
602U 00201 05 ***	5 x 2/0AWG	50.4	4479.7
602U 00301 03 ***	3 x 3/0AWG	44.4	3373.4
602U 00301 04 ***	4 x 3/0AWG	49.6	4423.6
602U 00301 05 ***	5 x 3/0AWG	55.3	5499.1
602U 00401 03 ***	3 x 4/0AWG	48.7	4136.5
602U 00401 04 ***	4 x 4/0AWG	54.3	5421.6
602U 00401 05 ***	5 x 4/0AWG	60.5	6735.0
602U 00250 03 ***	3 x 250kcmil	54.5	5049.4
602U 00250 04 ***	4 x 250kcmil	60.8	6609.2
602U 00300 03 ***	3 x 300kcmil	58.6	5915.1
602U 00300 04 ***	4 x 300kcmil	65.5	7766.0
602U 00350 04 ***	4 x 350kcmil	69.4	8867.2

Note: For more customized products of other specifications or special specifications, please call for consultation.

PUR HIGH FLEXIBLE CONTROL CABLE SHIELDED CP–FD 672U 1000V



Application

Cardiffcable CP–FD 672U is approved for used in USA and Canada. It is used as a control and signal cable in machine tools ,machine and appliance construction as well as in the steel industry for difficult and problem areas. These high flexible control cables are suitable for shift and bending stresses in machines and machine tool constructions. The long service life is reached by the special construction and compounds. It also can be used in EMC–sensitive environments. The PUR outer sheath, fulfils the highest oil resistance and chemical resistance. It is an extremely robust control cable with high abrasion and tear resistant properties. The high flexibility of this cable makes it easy to install. Suitable for outdoor use.

Construction

Conductor: fine strands of bare copper, acc. to UL 758
Insulation: PVC
Core stranding: Short pitch stranding.
Insulation colour:

JZ Black core with white numbers and GN/YE
JB Color core and GN/YE
OZ Black core with white numbers
OB Color core

Shield: Tinned copper braid
Outer sheath: PUR
Sheath colour: Grey, RAL 7001 / Black, RAL 9005

Technical data

Max speed： 2m/s
Max acceleration： 20m/s^2
Rated voltage: 1000V UL+cUL
Test voltage: 4000V
Insulation resistance: ⩾20MΩ・km (20℃)
Bending radius: Flexible applicatin:7.5x cable diameter
Fixed installation:4 x cable diameter
Temperature range: Flexible application: –10℃ to +70℃
Fixed installation: –40℃ to +80℃
Burning behavior: Self–extinguishing &flame–retardant acc. to VW–1,FT1

Remarks

** represent the core colour

JZ code：01 OZ code：02
JB code：03 OB code：04

Part No.	Cores No.+area (AWG)	Approx. Diameter (mm)	Approx. Weight (kg/km)
672U 00020 02 ***	2 x 20AWG	7.3	62.5
672U 00020 03 ***	3 x 20AWG	7.6	74.3
672U 00020 04 ***	4 x 20AWG	8.2	87.9
672U 00020 05 ***	5 x 20AWG	8.8	102.0
672U 00020 06 ***	6 x 20AWG	9.4	116.3
672U 00020 07 ***	7 x 20AWG	10.1	130.8
672U 00020 08 ***	8 x 20AWG	10.7	145.3
672U 00020 09 ***	9 x 20AWG	11.4	159.8
672U 00020 10 ***	10 x 20AWG	12.1	174.4
672U 00020 12 ***	12 x 20AWG	11.9	191.0
672U 00020 14 ***	14 x 20AWG	12.4	213.7
672U 00020 16 ***	16 x 20AWG	13.3	242.2
672U 00020 18 ***	18 x 20AWG	13.9	265.8
672U 00020 20 ***	20 x 20AWG	14.2	286.7
672U 00020 21 ***	21 x 20AWG	14.7	304.4
672U 00020 24 ***	24 x 20AWG	16.4	351.7
672U 00020 25 ***	25 x 20AWG	16.8	363.9
672U 00020 27 ***	27 x 20AWG	16.8	382.0
672U 00020 30 ***	30 x 20AWG	17.5	421.5
672U 00020 32 ***	32 x 20AWG	18.2	446.2
672U 00020 36 ***	36 x 20AWG	19.1	496.4
672U 00019 02 ***	2 x 19AWG	7.5	67.4
672U 00019 03 ***	3 x 19AWG	7.8	80.8
672U 00019 04 ***	4 x 19AWG	8.4	96.2
672U 00019 05 ***	5 x 19AWG	9.1	112.1
672U 00019 06 ***	6 x 19AWG	9.8	128.2
672U 00019 07 ***	7 x 19AWG	10.4	144.5
672U 00019 08 ***	8 x 19AWG	11.1	160.8
672U 00019 09 ***	9 x 19AWG	11.8	177.1
672U 00019 10 ***	10 x 19AWG	12.5	193.5
672U 00019 12 ***	12 x 19AWG	12.3	213.1
672U 00019 14 ***	14 x 19AWG	12.9	239.1
672U 00019 16 ***	16 x 19AWG	13.8	271.1
672U 00019 18 ***	18 x 19AWG	14.7	304.0
672U 00019 20 ***	20 x 19AWG	15.0	328.3
672U 00019 21 ***	21 x 19AWG	15,3	341.8
672U 00019 24 ***	24 x 19AWG	17.1	394.7
672U 00019 25 ***	25 x 19AWG	17.6	415.7
672U 00019 27 ***	27 x 19AWG	17.6	436.8
672U 00019 30 ***	30 x 19AWG	18.3	475.0
672U 00019 32 ***	32 x 19AWG	19,2	510.2
672U 00019 36 ***	36 x 19AWG	19.9	559.4
672U 00018 02 ***	2 x 18AWG	7.8	73.7
672U 00018 03 ***	3 x 18AWG	8.1	89.3
672U 00018 04 ***	4 x 18AWG	8.8	106.9
672U 00018 05 ***	5 x 18AWG	9.5	125.2
672U 00018 06 ***	6 x 18AWG	10.2	143.6
672U 00018 07 ***	7 x 18AWG	10.9	162.2
672U 00018 08 ***	8 x 18AWG	11.6	180.9
672U 00018 09 ***	9 x 18AWG	12.4	199.5
672U 00018 10 ***	10 x 18AWG	13.3	223.6
672U 00018 12 ***	12 x 18AWG	12,9	241,8
672U 00018 14 ***	14 x 18AWG	13.7	277.5
672U 00018 16 ***	16 x 18AWG	14.6	314.5
672U 00018 18 ***	18 x 18AWG	15.4	346.1
672U 00018 20 ***	20 x 18AWG	15.7	374.5
672U 00018 21 ***	21 x 18AWG	16,3	396,8
672U 00018 24 ***	24 x 18AWG	18.2	458.3
672U 00018 25 ***	25 x 18AWG	18.6	474.5
672U 00018 27 ***	27 x 18AWG	18,6	499,6
672U 00018 30 ***	30 x 18AWG	19.4	551.2
672U 00018 32 ***	32 x 18AWG	20.1	583.4
672U 00018 36 ***	36 x 18AWG	21.0	649.5
672U 00017 02 ***	2 x 17AWG	8.1	80.6
672U 00017 03 ***	3 x 17AWG	8.4	98.7
672U 00017 04 ***	4 x 17AWG	9.1	118.9
672U 00017 05 ***	5 x 17AWG	9.8	139.8
672U 00017 06 ***	6 x 17AWG	10,6	160,9
672U 00017 07 ***	7 x 17AWG	11.4	182.1
672U 00017 08 ***	8 x 17AWG	12.1	203.5
672U 00017 09 ***	9 x 17AWG	12,9	224.8
672U 00017 10 ***	10 x 17AWG	13.9	251.8

Part No.	Cores No.+area (AWG)	Approx. Diameter (mm)	Approx. Weight (kg/km)
672U 00017 12 ***	12 x 17AWG	13.7	279.7
672U 00017 14 ***	14 x 17AWG	14.4	315.1
672U 00017 16 ***	16 x 17AWG	15.3	357.3
672U 00017 18 ***	18 x 17AWG	16.3	400.4
672U 00017 20 ***	20 x 17AWG	16.6	433.8
672U 00017 21 ***	21 x 17AWG	17.0	452.2
672U 00017 24 ***	24 x 17AWG	19.3	529.6
672U 00017 25 ***	25 x 17AWG	19.7	548.5
672U 00017 27 ***	27 x 17AWG	19.7	578.2
672U 00017 30 ***	30 x 17AWG	20.5	637.8
672U 00017 32 ***	32 x 17AWG	21.5	676.7
672U 00017 36 ***	36 x 17AWG	22.4	753.3
672U 00016 02 ***	2 x 16AWG	8.8	94.8
672U 00016 03 ***	3 x 16AWG	9.2	117.5
672U 00016 04 ***	4 x 16AWG	10.0	142.8
672U 00016 05 ***	5 x 16AWG	10.8	168.7
672U 00016 06 ***	6 x 16AWG	11.7	194.8
672U 00016 07 ***	7 x 16AWG	12.5	221.1
672U 00016 08 ***	8 x 16AWG	13.6	253.0
672U 00016 09 ***	9 x 16AWG	14.7	285.7
672U 00016 10 ***	10 x 16AWG	15.6	312.9
672U 00016 12 ***	12 x 16AWG	15.4	348.8
672U 00016 14 ***	14 x 16AWG	16.4	400.2
672U 00016 16 ***	16 x 16AWG	17.2	446.1
672U 00016 18 ***	18 x 16AWG	18.4	500.4
672U 00016 20 ***	20 x 16AWG	19.0	550.5
672U 00016 21 ***	21 x 16AWG	19.4	573.8
672U 00016 24 ***	24 x 16AWG	22.0	670.7
672U 00016 25 ***	25 x 16AWG	22.5	694.7
672U 00016 27 ***	27 x 16AWG	22,5	732.8
672U 00016 30 ***	30 x 16AWG	23.4	807.6
672U 00016 32 ***	32 x 16AWG	24.3	855.2
672U 00016 36 ***	36 x 16AWG	25.3	951.4
672U 00015 02 ***	2 x 15AWG	9.2	105.6
672U 00015 03 ***	3 x 15AWG	9.6	132.3
672U 00015 04 ***	4 x 15AWG	10.4	161.8
672U 00015 05 ***	5 x 15AWG	11.3	191.9
672U 00015 06 ***	6 x 15AWG	12.2	222.3
672U 00015 07 ***	7 x 15AWG	13.4	258.3
672U 00015 08 ***	8 x 15AWG	14.3	289.4
672U 00015 09 ***	9 x 15AWG	15.5	326.7
672U 00015 10 ***	10 x 15AWG	16.6	364.9
672U 00015 12 ***	12 x 15AWG	16.4	408.2
672U 00015 14 ***	14 x 15AWG	17.2	461.5
672U 00015 16 ***	16 x 15AWG	18.4	523.5
672U 00015 18 ***	18 x 15AWG	19.5	586.1
672U 00015 20 ***	20 x 15AWG	20.0	636.6
672U 00015 21 ***	21 x 15AWG	20.6	672.4
672U 00015 24 ***	24 x 15AWG	23.4	784.1
672U 00015 25 ***	25 x 15AWG	23.9	812.4
672U 00015 27 ***	27 x 15AWG	23.9	858.1
672U 00015 30 ***	30 x 15AWG	24,9	945.8
672U 00015 32 ***	32 x 15AWG	25.7	1001.9
672U 00015 36 ***	36 x 15AWG	26.9	1115.1
672U 00014 02 ***	2 x 14AWG	10.5	130.6
672U 00014 03 ***	3 x 14AWG	11.1	165.3
672U 00014 04 ***	4 x 14AWG	12.0	203.2
672U 00014 05 ***	5 x 14AWG	13.3	247.3
672U 00014 06 ***	6 x 14AWG	14.6	292.8
672U 00014 07 ***	7 x 14AWG	15.8	333.0
672U 00014 08 ***	8 x 14AWG	17.1	380.3
672U 00014 09 ***	9 x 14AWG	18.6	429.2
672U 00014 10 ***	10 x 14AWG	19.9	478.7
672U 00014 12 ***	12 x 14AWG	19.6	535.3
672U 00014 14 ***	14 x 14AWG	20.8	613.5
672U 00014 16 ***	16 x 14AWG	22.3	695.1
672U 00014 18 ***	18 x 14AWG	23.6	776.9
672U 00014 20 ***	20 x 14AWG	24,2	843.3
672U 00014 21 ***	21 x 14AWG	24.9	889.5
672U 00014 24 ***	24 x 14AWG	27.9	1032.8
672U 00014 25 ***	25 x 14AWG	28,7	1071.9
672U 00014 27 ***	27 x 14AWG	28.7	1131.7

Note: For more customized products of other specifications or special specifications, please call for consultation.

Part No.	Cores No.+area (AWG)	Approx. Diameter (mm)	Approx. Weight (kg/km)
672U 00014 30 ***	30 x 14AWG	29.9	1245.8
672U 00014 32 ***	32 x 14AWG	31.2	1332.2
672U 0001436 ***	36 x 14AWG	32.5	1480.0
672U 00013 02 ***	2 x 13AWG	11.0	146.2
672U 00013 03 ***	3 x 13AWG	11.6	187.0
672U 00013 04 ***	4 x 13AWG	12.6	231.3
672U 00013 05 ***	5 x 13AWG	14.0	282.1
672U 00013 06 ***	6 x 13AWG	15.3	334.3
672U 00013 07 ***	7 x 13AWG	16.7	387.7
672U 00013 08 ***	8 x 13AWG	18.3	443.1
672U 00013 09 ***	9 x 13AWG	19.7	498.9
672U 00013 10 ***	10 x 13AWG	21.2	555.9
672U 00013 12 ***	12 x 13AWG	20.8	623.9
672U 00013 14 ***	14 x 13AWG	22.3	716.9
672U 00013 16 ***	16 x 13AWG	23.6	810.5
672U 00013 18 ***	18 x 13AWG	25.0	905.7
672U 00013 20 ***	20 x 13AWG	25.6	984.5
672U 00013 21 ***	21 x 13AWG	26.4	1037.7
672U 00013 24 ***	24 x 13AWG	29.8	1204.9
672U 00013 25 ***	25 x 13AWG	30.6	1261.0
672U 00013 27 ***	27 x 13AWG	30.6	1332.5
672U 00013 30 ***	30 x 13AWG	31.6	1453.7
672U 00013 32 ***	32 x 13AWG	33.0	1553.8
672U 00013 36 ***	36 x 13AWG	34.4	1727.2
672U 00012 02 ***	2 x 12AWG	11.6	166.3
672U 00012 03 ***	3 x 12AWG	12.3	214.9
672U 00012 04 ***	4 x 12AWG	13.6	272.8
672U 00012 05 ***	5 x 12AWG	15.0	332.7
672U 00012 06 ***	6 x 12AWG	16.5	394.0
672U 00012 07 ***	7 x 12AWG	18.1	457.4
672U 00012 08 ***	8 x 12AWG	19.6	521.6
672U 00012 09 ***	9 x 12AWG	21.2	587.0
672U 00012 10 ***	10 x 12AWG	22.7	653.6
672U 00012 12 ***	12 x 12AWG	22.6	737.5
672U 00012 14 ***	14 x 12AWG	23.9	845.8
672U 00012 16 ***	16 x 12AWG	25.3	956.4
672U 00012 18 ***	18 x 12AWG	26.8	1068.8
672U 00012 20 ***	20 x 12AWG	27.5	1163.2
672U 00012 21 ***	21 x 12AWG	28.3	1225.5
672U 00012 24 ***	24 x 12AWG	32.1	1433.6
672U 00012 25 ***	25 x 12AWG	32.8	1486.0
672U 00012 27 ***	27 x 12AWG	32.8	1572.2
672U 00012 30 ***	30 x 12AWG	34.1	1731.0
672U 00012 32 ***	32 x 12AWG	35.5	1849.2
672U 00012 36 ***	36 x 12AWG	37.0	2055.6
672U 00011 02 ***	2 x 11AWG	12.2	189.9
672U 00011 03 ***	3 x 11AWG	12.9	248.2
672U 00011 04 ***	4 x 11AWG	14.3	316.3
672U 00011 05 ***	5 x 11AWG	15.8	386.6
672U 00011 07 ***	7 x 11AWG	19.1	532.5
672U 00010 02 ***	2 x 10AWG	13.0	220.1
672U 00010 03 ***	3 x 10AWG	13.9	296.4
672U 00010 04 ***	4 x 10AWG	15.4	378.3
672U 00010 05 ***	5 x 10AWG	17.1	462.5
672U 00010 07 ***	7 x 10AWG	20.8	645.2
672U 00009 02 ***	2 x 9AWG	14.0	260.6
672U 00009 03 ***	3 x 9AWG	15.0	352.2
672U 00009 04 ***	4 x 9AWG	16.6	450.0
672U 00009 05 ***	5 x 9AWG	18.5	551.1
672U 00009 07 ***	7 x 9AWG	22.5	768.2
672U 00008 02 ***	2 x 8AWG	16.1	336.4
672U 00008 03 ***	3 x 8AWG	17.1	447.9
672U 00008 04 ***	4 x 8AWG	19.2	581.6
672U 00008 05 ***	5 x 8AWG	21.4	712.5
672U 00008 07 ***	7 x 8AWG	25.8	988.4
672U 00007 02 ***	2 x 7AWG	17.2	390.8
672U 00007 03 ***	3 x 7AWG	18.5	533.3
672U 00007 04 ***	4 x 7AWG	20.7	691.8
672U 00007 05 ***	5 x 7AWG	23.1	848.0
672U 00007 07 ***	7 x 7AWG	28.0	1186.9
672U 00006 03 ***	3 x 6AWG	21.5	702.4
672U 00006 04 ***	4 x 6AWG	24.0	910.4

Part No.	Cores No.+area (AWG)	Approx. Diameter (mm)	Approx. Weight (kg/km)
672U 00006 05 ***	5 x 6AWG	26.6	1124.8
672U 00006 07 ***	7 x 6AWG	32.4	1570.6
672U 00005 03 ***	3 x 5AWG	22.9	815,2
672U 00005 04 ***	4 x 5AWG	25.5	1057.2
672U 00005 05 ***	5 x 5AWG	28.3	1306.1
672U 00005 07 ***	7 x 5AWG	34.4	1822.1
672U 00004 03 ***	3 x 4AWG	24.9	986.1
672U 00004 04 ***	4 x 4AWG	27.7	1278.3
672U 00004 05 ***	5 x 4AWG	31.0	1580.2
672U 00004 07 ***	7 x 4AWG	37.3	2197.7
672U 00003 03 ***	3 x 3AWG	27.1	1185.4
672U 00003 04 ***	4 x 3AWG	30.3	1540.5
672U 00003 05 ***	5 x 3AWG	33.8	1915.9
672U 00003 07 ***	7 x 3AWG	40.9	2678.0
672U 00002 03 ***	3 x 2AWG	29.7	1441.6
672U 00002 04 ***	4 x 2AWG	33.0	1870.9
672U 00002 05 ***	5 x 2AWG	36.8	2324.5
672U 00002 07 ***	7 x 2AWG	44.4	3244.1
672U 00001 03 ***	3 x 1AWG	34.1	1866.9
672U 00001 04 ***	4 x 1AWG	38.0	2437.0
672U 00001 05 ***	5 x 1AWG	42.3	3022.0
672U 00001 07 ***	7 x 1AWG	51,2	4227.2
672U 00101 03 ***	3 x 1/0AWG	37.4	2272.2
672U 00101 04 ***	4 x 1/0AWG	41.7	2966.0
672U 00101 05 ***	5 x 1/0AWG	46,5	3695.2
672U 00101 07 ***	7 x 1/0AWG	56.5	5181.9
672U 00201 03 ***	3 x 2/0AWG	40.8	2772.2
672U 00201 04 ***	4 x 2/0AWG	45.4	3616.7
672U 00201 05 ***	5 x 2/0AWG	50.4	4479.7
672U 00301 03 ***	3 x 3/0AWG	44,4	3373.4
672U 00301 04 ***	4 x 3/0AWG	49.6	4423.6
672U 00301 05 ***	5 x 3/0AWG	55.3	5499.1
672U 00401 03 ***	3 x 4/0AWG	48,7	4136.5
672U 00401 04 ***	4 x 4/0AWG	54.3	5421.6
672U 00401 05 ***	5 x 4/0AWG	60.5	6735.0
672U 00250 03 ***	3 x 250kcmil	54,5	5049.4
672U 00250 04 ***	4 x 250kcmil	60.8	6609.2
672U 00300 03 ***	3 x 300kcmil	58.6	5915.1
672U 00300 04 ***	4 x 300kcmil	65.5	7766.0
672U 00350 04 ***	4 x 350kcmil	69.4	8867.2

Note: For more customized products of other specifications or special specifications, please call for consultation.

PUR HIGH FLEXIBLE CONTROL CABLE SHIELDED 2–CP–FD 612U 600V



Application

Cardiffcable 2–CP–FD 612U is approved for used in USA and Canada. It is used as a control and signal cable in machine tools ,machine and appliance construction as well as in the steel industry for difficult and problem areas. These high flexible control cables are suitable for shift and bending stresses in machines and machine tool constructions. The long service life is reached by the special construction and compounds. Inner sheath provide additional mechanical protection. It also can be used in EMC–sensitive environments. The PUR outer sheath, fulfils the highest oil resistance and chemical resistance. It is an extremely robust control cable with high abrasion and tear resistant properties. The high flexibility of this cable makes it easy to install. Suitable for outdoor use.

Construction

Conductor: fine strands of bare copper, acc. to UL 758
Insulation: PVC
Core stranding: Short pitch stranding.
Insulation colour:
JZ Black core with white numbers and GN/YE
JB Color core and GN/YE
OZ Black core with white numbers
OB Color core
Inner sheath: PVC
Shield: Tinned copper braid
Outer sheath: PUR
Sheath colour: Grey, RAL 7001 / Black, RAL 9005

Technical data

Max speed： 2m/s
Max acceleration： 20m/s²
Rated voltage: 600V UL+cUL
Test voltage: 3000V
Insulation resistance: ≥20MΩ・km (20℃)
Bending radius: Flexible appplicatin:7.5x cable diameter
Fixed installation:4 x cable diameter
Temperature range: Flexible application: –10℃ to +70℃
Fixed installation: –40℃ to +80℃
Burning behavior: Self–extinguishing &flame–retardant acc. to VW–1,FT1

Remarks

** represent the core colour

JZ code：01 OZ code：02
JB code：03 OB code：04

Part No.	Cores No.+area (AWG)	Approx. Diameter (mm)	Approx. Weight (kg/km)
612U 00020 02 ***	2 x 20AWG	8.6	113.4
612U 00020 03 ***	3 x 20AWG	8.9	125.1
612U 00020 04 ***	4 x 20AWG	9.5	141.8
612U 00020 05 ***	5 x 20AWG	10.1	159.8
612U 00020 06 ***	6 x 20AWG	10.7	178.2
612U 00020 07 ***	7 x 20AWG	11.4	196.4
612U 00020 08 ***	8 x 20AWG	12.2	224.7
612U 00020 09 ***	9 x 20AWG	12.9	245.5
612U 00020 10 ***	10 x 20AWG	13.8	273.7
612U 00020 12 ***	12 x 20AWG	13.6	287.6
612U 00020 14 ***	14 x 20AWG	14.1	314.2
612U 00020 16 ***	16 x 20AWG	15.0	347.9
612U 00020 18 ***	18 x 20AWG	15.6	376.5
612U 00020 20 ***	20 x 20AWG	15.9	398.6
612U 00020 21 ***	21 x 20AWG	16.4	421.1
612U 00020 24 ***	24 x 20AWG	18.4	499.4
612U 00020 25 ***	25 x 20AWG	19.0	523.8
612U 00020 27 ***	27 x 20AWG	19.0	538.8
612U 00020 30 ***	30 x 20AWG	19.5	575.9
612U 00020 32 ***	32 x 20AWG	20.1	608.0
612U 00020 36 ***	36 x 20AWG	21.0	661.6
612U 00019 02 ***	2 x 19AWG	8.8	120.6
612U 00019 03 ***	3 x 19AWG	9.1	133.8
612U 00019 04 ***	4 x 19AWG	9.7	152.5
612U 00019 05 ***	5 x 19AWG	10.4	172.4
612U 00019 06 ***	6 x 19AWG	11.1	192.9
612U 00019 07 ***	7 x 19AWG	11.9	222.4
612U 00019 08 ***	8 x 19AWG	12.6	243.8
612U 00019 09 ***	9 x 19AWG	13.5	272.2
612U 00019 10 ***	10 x 19AWG	14.2	297.6
612U 00019 12 ***	12 x 19AWG	14.0	314.3
612U 00019 14 ***	14 x 19AWG	14.8	350.3
612U 00019 16 ***	16 x 19AWG	15.5	381.9
612U 00019 18 ***	18 x 19AWG	16.4	420.7
612U 00019 20 ***	20 x 19AWG	16.7	446.1
612U 00019 21 ***	21 x 19AWG	17.0	464.1
612U 00019 24 ***	24 x 19AWG	19.3	557.3
612U 00019 25 ***	25 x 19AWG	19.6	576.2
612U 00019 27 ***	27 x 19AWG	19.6	594.0
612U 00019 30 ***	30 x 19AWG	20.4	644.4
612U 00019 32 ***	32 x 19AWG	21.1	680.8
612U 00019 36 ***	36 x 19AWG	22.2	743.7
612U 00018 02 ***	2 x 18AWG	8.5	119.3
612U 00018 03 ***	3 x 18AWG	9.4	145.1
612U 00018 04 ***	4 x 18AWG	10.1	166.2
612U 00018 05 ***	5 x 18AWG	10.8	188.8
612U 00018 06 ***	6 x 18AWG	11.5	211.9
612U 00018 07 ***	7 x 18AWG	12.4	244.4
612U 00018 08 ***	8 x 18AWG	13.3	273.8
612U 00018 09 ***	9 x 18AWG	14.1	300.0
612U 00018 10 ***	10 x 18AWG	15.0	334.6
612U 00018 12 ***	12 x 18AWG	14.8	354.8
612U 00018 14 ***	14 x 18AWG	15.4	389.6
612U 00018 16 ***	16 x 18AWG	16.3	432.4
612U 00018 18 ***	18 x 18AWG	17.1	469.6
612U 00018 20 ***	20 x 18AWG	17.9	521.1
612U 00018 21 ***	21 x 18AWG	18.3	542.1
612U 00018 24 ***	24 x 18AWG	20.1	622.5
612U 00018 25 ***	25 x 18AWG	20.7	652.4
612U 00018 27 ***	27 x 18AWG	20.7	673.7
612U 00018 30 ***	30 x 18AWG	21.5	724.9
612U 00018 32 ***	32 x 18AWG	22.4	775.5
612U 00018 36 ***	36 x 18AWG	23.3	845.4
612U 00017 02 ***	2 x 17AWG	9.4	139.9
612U 00017 03 ***	3 x 17AWG	9.7	157.5
612U 00017 04 ***	4 x 17AWG	10.4	181.3
612U 00017 05 ***	5 x 17AWG	11.1	206.8
612U 00017 06 ***	6 x 17AWG	12.1	242.3
612U 00017 07 ***	7 x 17AWG	12.9	268.6
612U 00017 08 ***	8 x 17AWG	13.8	301.3
612U 00017 09 ***	9 x 17AWG	14.8	336.6
612U 00017 10 ***	10 x 17AWG	15.6	369.1

Part No.	Cores No.+area (AWG)	Approx. Diameter (mm)	Approx. Weight (kg/km)
612U 00017 12 ***	12 x 17AWG	15.4	393.5
612U 00017 14 ***	14 x 17AWG	16.3	440.0
612U 00017 16 ***	16 x 17AWG	17.0	481.8
612U 00017 18 ***	18 x 17AWG	18.3	546.7
612U 00017 20 ***	20 x 17AWG	18.6	581.5
612U 00017 21 ***	21 x 17AWG	19.2	613.2
612U 00017 24 ***	24 x 17AWG	21.2	704.1
612U 00017 25 ***	25 x 17AWG	22.0	739.7
612U 00017 27 ***	27 x 17AWG	22.0	765.2
612U 00017 30 ***	30 x 17AWG	22.6	822.1
612U 00017 32 ***	32 x 17AWG	23.6	879.2
612U 00017 36 ***	36 x 17AWG	24.5	968.6
612U 00016 02 ***	2 x 16AWG	10.1	162.6
612U 00016 03 ***	3 x 16AWG	10.5	184.2
612U 00016 04 ***	4 x 16AWG	11.3	213.5
612U 00016 05 ***	5 x 16AWG	12.3	254.2
612U 00016 06 ***	6 x 16AWG	13.4	292.3
612U 00016 07 ***	7 x 16AWG	14.2	324.8
612U 00016 08 ***	8 x 16AWG	15.3	364.4
612U 00016 09 ***	9 x 16AWG	16.4	407.4
612U 00016 10 ***	10 x 16AWG	17.5	454.8
612U 00016 12 ***	12 x 16AWG	17.1	479.3
612U 00016 14 ***	14 x 16AWG	18.4	551.7
612U 00016 16 ***	16 x 16AWG	19.4	612.5
612U 00016 18 ***	18 x 16AWG	20.5	674.9
612U 00016 20 ***	20 x 16AWG	20.9	718.8
612U 00016 21 ***	21 x 16AWG	21.5	751.3
612U 00016 24 ***	24 x 16AWG	24.1	891.1
612U 00016 25 ***	25 x 16AWG	24.8	932.4
612U 00016 27 ***	27 x 16AWG	24.8	965.0
612U 00016 30 ***	30 x 16AWG	25.5	1037.3
612U 00016 32 ***	32 x 16AWG	26.6	1108.6
612U 00016 36 ***	36 x 16AWG	27.4	1198.2
612U 00015 02 ***	2 x 15AWG	10.5	177.9
612U 00015 03 ***	3 x 15AWG	10.9	203.3
612U 00015 04 ***	4 x 15AWG	11.9	246.3
612U 00015 05 ***	5 x 15AWG	12.8	282.9
612U 00015 06 ***	6 x 15AWG	13.9	325.9
612U 00015 07 ***	7 x 15AWG	15.1	369.1
612U 00015 08 ***	8 x 15AWG	16.2	414.3
612U 00015 09 ***	9 x 15AWG	17.2	456.2
612U 00015 10 ***	10 x 15AWG	18.6	525.1
612U 00015 12 ***	12 x 15AWG	18.4	563.3
612U 00015 14 ***	14 x 15AWG	19.4	630.5
612U 00015 16 ***	16 x 15AWG	20.5	700.6
612U 00015 18 ***	18 x 15AWG	21.6	766.1
612U 00015 20 ***	20 x 15AWG	22.3	826.9
612U 00015 21 ***	21 x 15AWG	22.7	862.1
612U 00015 24 ***	24 x 15AWG	25.5	1019.9
612U 00015 25 ***	25 x 15AWG	26.0	1056.3
612U 00015 27 ***	27 x 15AWG	26.0	1095.7
612U 00015 30 ***	30 x 15AWG	27.0	1191.3
612U 00015 32 ***	32 x 15AWG	28.0	1273.1
612U 00015 36 ***	36 x 15AWG	29.4	1393.3
612U 00014 02 ***	2 x 14AWG	12.0	229.6
612U 00014 03 ***	3 x 14AWG	12.6	261.9
612U 00014 04 ***	4 x 14AWG	13.7	311.3
612U 00014 05 ***	5 x 14AWG	15.0	364.5
612U 00014 06 ***	6 x 14AWG	16.3	419.8
612U 00014 07 ***	7 x 14AWG	18.0	490.0
612U 00014 08 ***	8 x 14AWG	19.3	549.0
612U 00014 09 ***	9 x 14AWG	20.7	613.3
612U 00014 10 ***	10 x 14AWG	22.2	686.9
612U 00014 12 ***	12 x 14AWG	21.9	736.5
612U 00014 14 ***	14 x 14AWG	22.9	814.1
612U 00014 16 ***	16 x 14AWG	24.4	923.2
612U 00014 18 ***	18 x 14AWG	25.7	1016.8
612U 00014 20 ***	20 x 14AWG	26.5	1095.3
612U 00014 21 ***	21 x 14AWG	27.0	1142.4
612U 00014 24 ***	24 x 14AWG	30.6	1362.4
612U 00014 25 ***	25 x 14AWG	31.2	1411.2
612U 00014 27 ***	27 x 14AWG	31.2	1461.8

Note: For more customized products of other specifications or special specifications, please call for consultation.

Part No.	Cores No.+area (AWG)	Approx. Diameter (mm)	Approx. Weight (kg/km)
612U 00014 30 ***	30 x 14AWG	32.4	1586.7
612U 00014 32 ***	32 x 14AWG	33.7	1694.5
612U 0001436 ***	36 x 14AWG	35.0	1847.1
612U 00013 02 ***	2 x 13AWG	12.5	252.4
612U 00013 03 ***	3 x 13AWG	13.3	295.6
612U 00013 04 ***	4 x 13AWG	14.3	346.6
612U 00013 05 ***	5 x 13AWG	15.7	407.0
612U 00013 06 ***	6 x 13AWG	17.0	469.7
612U 00013 07 ***	7 x 13AWG	18.7	547.9
612U 00013 08 ***	8 x 13AWG	20.2	614.5
612U 00013 09 ***	9 x 13AWG	22.0	698.2
612U 00013 10 ***	10 x 13AWG	23.5	779.3
612U 00013 12 ***	12 x 13AWG	22.9	830.1
612U 00013 14 ***	14 x 13AWG	24.4	949.0
612U 00013 16 ***	16 x 13AWG	25.7	1054.4
612U 00013 18 ***	18 x 13AWG	27.1	1162.3
612U 00013 20 ***	20 x 13AWG	27.9	1253.5
612U 00013 21 ***	21 x 13AWG	28.7	1310.9
612U 00013 24 ***	24 x 13AWG	32.3	1555.5
612U 00013 25 ***	25 x 13AWG	32.9	1612.0
612U 00013 27 ***	27 x 13AWG	32.9	1673.1
612U 00013 30 ***	30 x 13AWG	34.1	1818.0
612U 00013 32 ***	32 x 13AWG	35.5	1941.5
612U 00013 36 ***	36 x 13AWG	37.1	2147.9
612U 00012 02 ***	2 x 12AWG	13.3	287.7
612U 00012 03 ***	3 x 12AWG	14.0	332.9
612U 00012 04 ***	4 x 12AWG	15.3	398.6
612U 00012 05 ***	5 x 12AWG	16.7	468.9
612U 00012 06 ***	6 x 12AWG	18.5	557.1
612U 00012 07 ***	7 x 12AWG	20.0	631.0
612U 00012 08 ***	8 x 12AWG	21.9	719.0
612U 00012 09 ***	9 x 12AWG	23.3	794.2
612U 00012 10 ***	10 x 12AWG	25.2	916.7
612U 00012 12 ***	12 x 12AWG	24.9	989.9
612U 00012 14 ***	14 x 12AWG	26.0	1098.4
612U 00012 16 ***	16 x 12AWG	27.4	1221.8
612U 00012 18 ***	18 x 12AWG	29.3	1362.4
612U 00012 20 ***	20 x 12AWG	30.0	1458.1
612U 00012 21 ***	21 x 12AWG	31.0	1558.7
612U 00012 24 ***	24 x 12AWG	34.4	1802.1
612U 00012 25 ***	25 x 12AWG	35.3	1882.8
612U 00012 27 ***	27 x 12AWG	35.3	1956.9
612U 00012 30 ***	30 x 12AWG	36.8	2156.2
612U 00012 32 ***	32 x 12AWG	38.2	2301.6
612U 00012 36 ***	36 x 12AWG	39.7	2513.2
612U 00011 02 ***	2 x 11AWG	13.9	321.3
612U 00011 03 ***	3 x 11AWG	14.8	381.2
612U 00011 04 ***	4 x 11AWG	16.2	458.2
612U 00011 05 ***	5 x 11AWG	17.9	554.2
612U 00011 07 ***	7 x 11AWG	21.2	727.2
612U 00010 02 ***	2 x 10AWG	14.9	370.5
612U 00010 03 ***	3 x 10AWG	15.6	436.1
612U 00010 04 ***	4 x 10AWG	17.1	526.8
612U 00010 05 ***	5 x 10AWG	19.3	646.8
612U 00010 07 ***	7 x 10AWG	22.9	851.6
612U 00009 02 ***	2 x 9AWG	15.7	421.0
612U 00009 03 ***	3 x 9AWG	16.7	506.3
612U 00009 04 ***	4 x 9AWG	18.6	629.0
612U 00009 05 ***	5 x 9AWG	20.6	752.4
612U 00009 07 ***	7 x 9AWG	24.8	1021.9
612U 00008 02 ***	2 x 8AWG	18.1	547.2
612U 00008 03 ***	3 x 8AWG	19.3	656.8
612U 00008 04 ***	4 x 8AWG	21.1	795.0
612U 00008 05 ***	5 x 8AWG	23.5	953.3
612U 00008 07 ***	7 x 8AWG	28.1	1288.5
612U 00007 02 ***	2 x 7AWG	19.4	632.6
612U 00007 03 ***	3 x 7AWG	20.6	763.6
612U 00007 04 ***	4 x 7AWG	22.8	929.9
612U 00007 05 ***	5 x 7AWG	25.4	1132.9
612U 00007 07 ***	7 x 7AWG	30.7	1543.7
612U 00006 03 ***	3 x 6AWG	23.6	982.4
612U 00006 04 ***	4 x 6AWG	26.3	1227.0
612U 00006 05 ***	5 x 6AWG	29.1	1470.1
612U 00006 07 ***	7 x 6AWG	34.7	1979.9
612U 00005 03 ***	3 x 5AWG	25.2	1140.6
612U 00005 04 ***	4 x 5AWG	27.8	1401.8
612U 00005 05 ***	5 x 5AWG	31.0	1705.3
612U 00005 07 ***	7 x 5AWG	37.1	2309.4
612U 00004 03 ***	3 x 4AWG	27.0	1339.6
612U 00004 04 ***	4 x 4AWG	30.0	1653.9
612U 00004 05 ***	5 x 4AWG	33.3	2008.8
612U 00004 07 ***	7 x 4AWG	40.0	2737.9
612U 00003 03 ***	3 x 3AWG	29.6	1600.8
612U 00003 04 ***	4 x 3AWG	32.8	2001.2
612U 00003 05 ***	5 x 3AWG	36.5	2442.1
612U 00003 07 ***	7 x 3AWG	43.8	3318.6
612U 00002 03 ***	3 x 2AWG	32.2	1934.5
612U 00002 04 ***	4 x 2AWG	35.5	2389.8
612U 00002 05 ***	5 x 2AWG	39.5	2914.9
612U 00002 07 ***	7 x 2AWG	47.3	3959.9
612U 00001 03 ***	3 x 1AWG	36.8	2499.5
612U 00001 04 ***	4 x 1AWG	40.5	3086.2
612U 00001 05 ***	5 x 1AWG	45.2	3774.0
612U 00001 07 ***	7 x 1AWG	54.5	5175.3
612U 00101 03 ***	3 x 1/0AWG	40.1	3000.1
612U 00101 04 ***	4 x 1/0AWG	44.6	3763.6
612U 00101 05 ***	5 x 1/0AWG	49.6	4593.7
612U 00101 07 ***	7 x 1/0AWG	59.8	6260.3
612U 00201 03 ***	3 x 2/0AWG	43.7	3632.5
612U 00201 04 ***	4 x 2/0AWG	48.5	4555.5
612U 00201 05 ***	5 x 2/0AWG	53.5	5490.4
612U 00301 03 ***	3 x 3/0AWG	47.3	4356.1
612U 00301 04 ***	4 x 3/0AWG	52.7	5491.9
612U 00301 05 ***	5 x 3/0AWG	58.6	6693.5
612U 00401 03 ***	3 x 4/0AWG	51.8	5307.9
612U 00401 04 ***	4 x 4/0AWG	57.6	6689.6
612U 00401 05 ***	5 x 4/0AWG	64.2	8173.4
612U 00250 03 ***	3 x 250kcmil	57.8	6491.6
612U 00250 04 ***	4 x 250kcmil	64.5	8188.2
612U 00300 03 ***	3 x 300kcmil	62.1	7573.4
612U 00300 04 ***	4 x 300kcmil	69.2	9548.2
612U 00350 04 ***	4 x 350kcmil	73.5	10903.1

Note: For more customized products of other specifications or special specifications, please call for consultation.

PUR HIGH FLEXIBLE CONTROL CABLE SHIELDED 2–CP–FD 676U 1000V



Application

Cardiffcable 2–CP–FD 676U is approved for used in USA and Canada. It is used as a control and signal cable in machine tools ,machine and appliance construction as well as in the steel industry for difficult and problem areas. These high flexible control cables are suitable for shift and bending stresses in machines and machine tool constructions. The long service life is reached by the special construction and compounds. Inner sheath provide additional mechanical protection. It also can be used in EMC–sensitive environments. The PUR outer sheath, fulfils the highest oil resistance and chemical resistance. It is an extremely robust control cable with high abrasion and tear resistant properties. The high flexibility of this cable makes it easy to install. Suitable for outdoor use.

Construction

Conductor: fine strands of bare copper, acc. to UL 758
Insulation: PVC
Core stranding: Short pitch stranding.
Insulation colour:
JZ Black core with white numbers and GN/YE
JB Color core and GN/YE
OZ Black core with white numbers
OB Color core
Inner sheath: PVC
Shield: Tinned copper braid
Outer sheath: PUR
Sheath colour: Grey, RAL 7001 / Black, RAL 9005

Technical data

Max speed： 2m/s
Max acceleration： 20m/s^2
Rated voltage: 1000V UL+cUL
Test voltage: 4000V
Insulation resistance: ⩾20MΩ・km (20℃)
Bending radius: Flexible applicatin:7.5x cable diameter
Fixed installation:4 x cable diameter
Temperature range: Flexible application: –10℃ to +70℃
Fixed installation: –40℃ to +80℃
Burning behavior: Self–extinguishing &flame–retardant acc. to VW–1,FT1

Remarks

** represent the core colour

JZ code：01
JB code：03
OZ code：02
OB code：04

Part No.	Cores No.+area (AWG)	Approx. Diameter (mm)	Approx. Weight (kg/km)
676U 00020 02 ***	2 x 20AWG	8.6	113.4
676U 00020 03 ***	3 x 20AWG	8.9	125.1
676U 00020 04 ***	4 x 20AWG	9.5	141.8
676U 00020 05 ***	5 x 20AWG	10.1	159.8
676U 00020 06 ***	6 x 20AWG	10.7	178.2
676U 00020 07 ***	7 x 20AWG	11.4	196.4
676U 00020 08 ***	8 x 20AWG	12.2	224.7
676U 00020 09 ***	9 x 20AWG	12.9	245.5
676U 00020 10 ***	10 x 20AWG	13.8	273.7
676U 00020 12 ***	12 x 20AWG	13.6	287.6
676U 00020 14 ***	14 x 20AWG	14.1	314.2
676U 00020 16 ***	16 x 20AWG	15.0	347.9
676U 00020 18 ***	18 x 20AWG	15.6	376.5
676U 00020 20 ***	20 x 20AWG	15.9	398.6
676U 00020 21 ***	21 x 20AWG	16.4	421.1
676U 00020 24 ***	24 x 20AWG	18.4	499.4
676U 00020 25 ***	25 x 20AWG	19.0	523.8
676U 00020 27 ***	27 x 20AWG	19.0	538.8
676U 00020 30 ***	30 x 20AWG	19.5	575.9
676U 00020 32 ***	32 x 20AWG	20.1	608.0
676U 00020 36 ***	36 x 20AWG	21.0	661.6
676U 00019 02 ***	2 x 19AWG	8.8	120.6
676U 00019 03 ***	3 x 19AWG	9.1	133.8
676U 00019 04 ***	4 x 19AWG	9.7	152.5
676U 00019 05 ***	5 x 19AWG	10.4	172.4
676U 00019 06 ***	6 x 19AWG	11.1	192.9
676U 00019 07 ***	7 x 19AWG	11.9	222.4
676U 00019 08 ***	8 x 19AWG	12.6	243.8
676U 00019 09 ***	9 x 19AWG	13.5	272.2
676U 00019 10 ***	10 x 19AWG	14.2	297.6
676U 00019 12 ***	12 x 19AWG	14.0	314.3
676U 00019 14 ***	14 x 19AWG	14.8	350.3
676U 00019 16 ***	16 x 19AWG	15.5	381.9
676U 00019 18 ***	18 x 19AWG	16.4	420.7
676U 00019 20 ***	20 x 19AWG	16.7	446.1
676U 00019 21 ***	21 x 19AWG	17.0	464.1
676U 00019 24 ***	24 x 19AWG	19.3	557.3
676U 00019 25 ***	25 x 19AWG	19.6	576.2
676U 00019 27 ***	27 x 19AWG	19.6	594.0
676U 00019 30 ***	30 x 19AWG	20.4	644.4
676U 00019 32 ***	32 x 19AWG	21.1	680.8
676U 00019 36 ***	36 x 19AWG	22.2	743.7
676U 00018 02 ***	2 x 18AWG	8.5	119.3
676U 00018 03 ***	3 x 18AWG	9.4	145.1
676U 00018 04 ***	4 x 18AWG	10.1	166.2
676U 00018 05 ***	5 x 18AWG	10.8	188.8
676U 00018 06 ***	6 x 18AWG	11.5	211.9
676U 00018 07 ***	7 x 18AWG	12.4	244.4
676U 00018 08 ***	8 x 18AWG	13.3	273.8
676U 00018 09 ***	9 x 18AWG	14.1	300.0
676U 00018 10 ***	10 x 18AWG	15.0	334.6
676U 00018 12 ***	12 x 18AWG	14.8	354.8
676U 00018 14 ***	14 x 18AWG	15.4	389.6
676U 00018 16 ***	16 x 18AWG	16.3	432.4
676U 00018 18 ***	18 x 18AWG	17.1	469.6
676U 00018 20 ***	20 x 18AWG	17.9	521.1
676U 00018 21 ***	21 x 18AWG	18.3	542.1
676U 00018 24 ***	24 x 18AWG	20.1	622.5
676U 00018 25 ***	25 x 18AWG	20.7	652.4
676U 00018 27 ***	27 x 18AWG	20.7	673.7
676U 00018 30 ***	30 x 18AWG	21.5	724.9
676U 00018 32 ***	32 x 18AWG	22.4	775.5
676U 00018 36 ***	36 x 18AWG	23.3	845.4
676U 00017 02 ***	2 x 17AWG	9.4	139.9
676U 00017 03 ***	3 x 17AWG	9.7	157.5
676U 00017 04 ***	4 x 17AWG	10.4	181.3
676U 00017 05 ***	5 x 17AWG	11.1	206.8
676U 00017 06 ***	6 x 17AWG	12.1	242.3
676U 00017 07 ***	7 x 17AWG	12.9	268.6
676U 00017 08 ***	8 x 17AWG	13.8	301.3
676U 00017 09 ***	9 x 17AWG	14.8	336.6
676U 00017 10 ***	10 x 17AWG	15.6	369.1

Part No.	Cores No.+area (AWG)	Approx. Diameter (mm)	Approx. Weight (kg/km)
676U 00017 12 ***	12 x 17AWG	15.4	393.5
676U 00017 14 ***	14 x 17AWG	16.3	440.0
676U 00017 16 ***	16 x 17AWG	17.0	481.8
676U 00017 18 ***	18 x 17AWG	18.3	546.7
676U 00017 20 ***	20 x 17AWG	18.6	581.5
676U 00017 21 ***	21 x 17AWG	19.2	613.2
676U 00017 24 ***	24 x 17AWG	21.2	704.1
676U 00017 25 ***	25 x 17AWG	22.0	739.7
676U 00017 27 ***	27 x 17AWG	22.0	765.2
676U 00017 30 ***	30 x 17AWG	22.6	822.1
676U 00017 32 ***	32 x 17AWG	23.6	879.2
676U 00017 36 ***	36 x 17AWG	24.5	968.6
676U 00016 02 ***	2 x 16AWG	10.1	162.6
676U 00016 03 ***	3 x 16AWG	10.5	184.2
676U 00016 04 ***	4 x 16AWG	11.3	213.5
676U 00016 05 ***	5 x 16AWG	12.3	254.2
676U 00016 06 ***	6 x 16AWG	13.4	292.3
676U 00016 07 ***	7 x 16AWG	14.2	324.8
676U 00016 08 ***	8 x 16AWG	15.3	364.4
676U 00016 09 ***	9 x 16AWG	16.4	407.4
676U 00016 10 ***	10 x 16AWG	17.5	454.8
676U 00016 12 ***	12 x 16AWG	17.1	479.3
676U 00016 14 ***	14 x 16AWG	18.4	551.7
676U 00016 16 ***	16 x 16AWG	19.4	612.5
676U 00016 18 ***	18 x 16AWG	20.5	674.9
676U 00016 20 ***	20 x 16AWG	20.9	718.8
676U 00016 21 ***	21 x 16AWG	21.5	751.3
676U 00016 24 ***	24 x 16AWG	24.1	891.1
676U 00016 25 ***	25 x 16AWG	24.8	932.4
676U 00016 27 ***	27 x 16AWG	24.8	965.0
676U 00016 30 ***	30 x 16AWG	25.5	1037.3
676U 00016 32 ***	32 x 16AWG	26.6	1108.6
676U 00016 36 ***	36 x 16AWG	27.4	1198.2
676U 00015 02 ***	2 x 15AWG	10.5	177.9
676U 00015 03 ***	3 x 15AWG	10.9	203.3
676U 00015 04 ***	4 x 15AWG	11.9	246.3
676U 00015 05 ***	5 x 15AWG	12.8	282.9
676U 00015 06 ***	6 x 15AWG	13.9	325.9
676U 00015 07 ***	7 x 15AWG	15.1	369.1
676U 00015 08 ***	8 x 15AWG	16.2	414.3
676U 00015 09 ***	9 x 15AWG	17.2	456.2
676U 00015 10 ***	10 x 15AWG	18.6	525.1
676U 00015 12 ***	12 x 15AWG	18.4	563.3
676U 00015 14 ***	14 x 15AWG	19.4	630.5
676U 00015 16 ***	16 x 15AWG	20.5	700.6
676U 00015 18 ***	18 x 15AWG	21.6	766.1
676U 00015 20 ***	20 x 15AWG	22.3	826.9
676U 00015 21 ***	21 x 15AWG	22.7	862.1
676U 00015 24 ***	24 x 15AWG	25.5	1019.9
676U 00015 25 ***	25 x 15AWG	26.0	1056.3
676U 00015 27 ***	27 x 15AWG	26.0	1095.7
676U 00015 30 ***	30 x 15AWG	27.0	1191.3
676U 00015 32 ***	32 x 15AWG	28.0	1273.1
676U 00015 36 ***	36 x 15AWG	29.4	1393.3
676U 00014 02 ***	2 x 14AWG	12.0	229.6
676U 00014 03 ***	3 x 14AWG	12.6	261.9
676U 00014 04 ***	4 x 14AWG	13.7	311.3
676U 00014 05 ***	5 x 14AWG	15.0	364.5
676U 00014 06 ***	6 x 14AWG	16.3	419.8
676U 00014 07 ***	7 x 14AWG	18.0	490.0
676U 00014 08 ***	8 x 14AWG	19.3	549.0
676U 00014 09 ***	9 x 14AWG	20.7	613.3
676U 00014 10 ***	10 x 14AWG	22.2	686.9
676U 00014 12 ***	12 x 14AWG	21.9	736.5
676U 00014 14 ***	14 x 14AWG	22.9	814.1
676U 00014 16 ***	16 x 14AWG	24.4	923.2
676U 00014 18 ***	18 x 14AWG	25.7	1016.8
676U 00014 20 ***	20 x 14AWG	26.5	1095.3
676U 00014 21 ***	21 x 14AWG	27.0	1142.4
676U 00014 24 ***	24 x 14AWG	30.6	1362.4
676U 00014 25 ***	25 x 14AWG	31.2	1411.2
676U 00014 27 ***	27 x 14AWG	31.2	1461.8

Note: For more customized products of other specifications or special specifications, please call for consultation.

Part No.	Cores No.+area (AWG)	Approx. Diameter (mm)	Approx. Weight (kg/km)
676U 00014 30 ***	30 x 14AWG	32.4	1586.7
676U 00014 32 ***	32 x 14AWG	33.7	1694.5
676U 0001436 ***	36 x 14AWG	35.0	1847.1
676U 00013 02 ***	2 x 13AWG	12.5	252.4
676U 00013 03 ***	3 x 13AWG	13.3	295.6
676U 00013 04 ***	4 x 13AWG	14.3	346.6
676U 00013 05 ***	5 x 13AWG	15.7	407.0
676U 00013 06 ***	6 x 13AWG	17.0	469.7
676U 00013 07 ***	7 x 13AWG	18.7	547.9
676U 00013 08 ***	8 x 13AWG	20.2	614.5
676U 00013 09 ***	9 x 13AWG	22.0	698.2
676U 00013 10 ***	10 x 13AWG	23.5	779.3
676U 00013 12 ***	12 x 13AWG	22.9	830.1
676U 00013 14 ***	14 x 13AWG	24.4	949.0
676U 00013 16 ***	16 x 13AWG	25.7	1054.4
676U 00013 18 ***	18 x 13AWG	27.1	1162.3
676U 00013 20 ***	20 x 13AWG	27.9	1253.5
676U 00013 21 ***	21 x 13AWG	28.7	1310.9
676U 00013 24 ***	24 x 13AWG	32.3	1555.5
676U 00013 25 ***	25 x 13AWG	32.9	1612.0
676U 00013 27 ***	27 x 13AWG	32.9	1673.1
676U 00013 30 ***	30 x 13AWG	34.1	1818.0
676U 00013 32 ***	32 x 13AWG	35.5	1941.5
676U 00013 36 ***	36 x 13AWG	37.1	2147.9
676U 00012 02 ***	2 x 12AWG	13.3	287.7
676U 00012 03 ***	3 x 12AWG	14.0	332.9
676U 00012 04 ***	4 x 12AWG	15.3	398.6
676U 00012 05 ***	5 x 12AWG	16.7	468.9
676U 00012 06 ***	6 x 12AWG	18.5	557.1
676U 00012 07 ***	7 x 12AWG	20.0	631.0
676U 00012 08 ***	8 x 12AWG	21.9	719.0
676U 00012 09 ***	9 x 12AWG	23.3	794.2
676U 00012 10 ***	10 x 12AWG	25.2	916.7
676U 00012 12 ***	12 x 12AWG	24.9	989.9
676U 00012 14 ***	14 x 12AWG	26.0	1098.4
676U 00012 16 ***	16 x 12AWG	27.4	1221.8
676U 00012 18 ***	18 x 12AWG	29.3	1362.4
676U 00012 20 ***	20 x 12AWG	30.0	1458.1
676U 00012 21 ***	21 x 12AWG	31.0	1558.7
676U 00012 24 ***	24 x 12AWG	34.4	1802.1
676U 00012 25 ***	25 x 12AWG	35.3	1882.8
676U 00012 27 ***	27 x 12AWG	35.3	1956.9
676U 00012 30 ***	30 x 12AWG	36.8	2156.2
676U 00012 32 ***	32 x 12AWG	38.2	2301.6
676U 00012 36 ***	36 x 12AWG	39.7	2513.2
676U 00011 02 ***	2 x 11AWG	13.9	321.3
676U 00011 03 ***	3 x 11AWG	14.8	381.2
676U 00011 04 ***	4 x 11AWG	16.2	458.2
676U 00011 05 ***	5 x 11AWG	17.9	554.2
676U 00011 07 ***	7 x 11AWG	21.2	727.2
676U 00010 02 ***	2 x 10AWG	14.9	370.5
676U 00010 03 ***	3 x 10AWG	15.6	436.1
676U 00010 04 ***	4 x 10AWG	17.1	526.8
676U 00010 05 ***	5 x 10AWG	19.3	646.8
676U 00010 07 ***	7 x 10AWG	22.9	851.6
676U 00009 02 ***	2 x 9AWG	15.7	421.0
676U 00009 03 ***	3 x 9AWG	16.7	506.3
676U 00009 04 ***	4 x 9AWG	18.6	629.0
676U 00009 05 ***	5 x 9AWG	20.6	752.4
676U 00009 07 ***	7 x 9AWG	24.8	1021.9
676U 00008 02 ***	2 x 8AWG	18.1	547.2
676U 00008 03 ***	3 x 8AWG	19.3	656.8
676U 00008 04 ***	4 x 8AWG	21.1	795.0
676U 00008 05 ***	5 x 8AWG	23.5	953.3
676U 00008 07 ***	7 x 8AWG	28.1	1288.5
676U 00007 02 ***	2 x 7AWG	19.4	632.6
676U 00007 03 ***	3 x 7AWG	20.6	763.6
676U 00007 04 ***	4 x 7AWG	22.8	929.9
676U 00007 05 ***	5 x 7AWG	25.4	1132.9
676U 00007 07 ***	7 x 7AWG	30.7	1543.7
676U 00006 03 ***	3 x 6AWG	23.6	982.4
676U 00006 04 ***	4 x 6AWG	26.3	1227.0

Part No.	Cores No.+area (AWG)	Approx. Diameter (mm)	Approx. Weight (kg/km)
676U 00006 05 ***	5 x 6AWG	29.1	1470.1
676U 00006 07 ***	7 x 6AWG	34.7	1979.9
676U 00005 03 ***	3 x 5AWG	25.2	1140.6
676U 00005 04 ***	4 x 5AWG	27.8	1401.8
676U 00005 05 ***	5 x 5AWG	31.0	1705.3
676U 00005 07 ***	7 x 5AWG	37.1	2309.4
676U 00004 03 ***	3 x 4AWG	27.0	1339.6
676U 00004 04 ***	4 x 4AWG	30.0	1653.9
676U 00004 05 ***	5 x 4AWG	33.3	2008.8
676U 00004 07 ***	7 x 4AWG	40.0	2737.9
676U 00003 03 ***	3 x 3AWG	29.6	1600.8
676U 00003 04 ***	4 x 3AWG	32.8	2001.2
676U 00003 05 ***	5 x 3AWG	36.5	2442.1
676U 00003 07 ***	7 x 3AWG	43.8	3318.6
676U 00002 03 ***	3 x 2AWG	32.2	1934.5
676U 00002 04 ***	4 x 2AWG	35.5	2389.8
676U 00002 05 ***	5 x 2AWG	39.5	2914.9
676U 00002 07 ***	7 x 2AWG	47.3	3959.9
676U 00001 03 ***	3 x 1AWG	36.8	2499.5
676U 00001 04 ***	4 x 1AWG	40.5	3086.2
676U 00001 05 ***	5 x 1AWG	45.2	3774.0
676U 00001 07 ***	7 x 1AWG	54.5	5175.3
676U 00101 03 ***	3 x 1/0AWG	40.1	3000.1
676U 00101 04 ***	4 x 1/0AWG	44.6	3763.6
676U 00101 05 ***	5 x 1/0AWG	49.6	4593.7
676U 00101 07 ***	7 x 1/0AWG	59.8	6260.3
676U 00201 03 ***	3 x 2/0AWG	43.7	3632.5
676U 00201 04 ***	4 x 2/0AWG	48.5	4555.5
676U 00201 05 ***	5 x 2/0AWG	53.5	5490.4
676U 00301 03 ***	3 x 3/0AWG	47.3	4356.1
676U 00301 04 ***	4 x 3/0AWG	52.7	5491.9
676U 00301 05 ***	5 x 3/0AWG	58.6	6693.5
676U 00401 03 ***	3 x 4/0AWG	51.8	5307.9
676U 00401 04 ***	4 x 4/0AWG	57.6	6689.6
676U 00401 05 ***	5 x 4/0AWG	64.2	8173.4
676U 00250 03 ***	3 x 250kcmil	57.8	6491.6
676U 00250 04 ***	4 x 250kcmil	64.5	8188.2
676U 00300 03 ***	3 x 300kcmil	62.1	7573.4
676U 00300 04 ***	4 x 300kcmil	69.2	9548.2
676U 00350 04 ***	4 x 350kcmil	73.5	10903.1

Note: For more customized products of other specifications or special specifications, please call for consultation.

PVC HIGH FLEXIBLE DATA CABLE LiYY–FD 503U 300V



Application

Cardiffcable LiYY–FD 503U is approved for used in USA and Canada. It is used as data transmission cable, control and connecting cable predominantly for transmission of analog and digital signals in process controlled facilities in control technology. These high flexible control cables are suitable for shift and bending stresses in machines and machine tool constructions. The long service life is reached by the special construction and compounds. The outer sheath, based on PVC, is largely resistant to acids and oil, it is free of silicone and lacquer damaging substances.

Recommended: Cardiffcable LiYCY–FD 506U series, when there is external electromagnetic interference.

Construction

Conductor: fine strands of bare copper, acc. to UL 758

Insulation: PVC

Core stranding: Short pitch stranding.

Insulation colour: Acc. to DIN 47100

JZ Black core with white numbers and GN/YE

JB Color core and GN/YE

OZ Black core with white numbers

OB Color core

Outer sheath: Special PVC compound

Sheath colour: Grey, RAL 7001 / Black, RAL 9005

Technical data

Max speed: 2m/s

Max acceleration: 20m/s²

Rated voltage: 300V UL+cUL

Test voltage: 2000V

Insulation resistance: ⩾10MΩ・km (20℃)

Bending radius: Flexible applicatin:7.5x cable diameter

Fixed installation:4 x cable diameter

Temperature range: Flexible application: –5℃ to +70℃

Fixed installation: –20℃ to +80℃

Temperature resistant material:

Flexible application: –10℃ to +70℃

Fixed installation: –40℃ to +80℃

Burning behavior: Self–extinguishing &flame–retardant acc. to VW–1,FT1

Remarks

** represent the core colour

JZ code: 01 OZ code: 02

JB code: 03 OB code: 04

Part No.	Cores No.+area (AWG)	Approx. Diameter (mm)	Approx. Weight (kg/km)
503U 0026 002 **	2 x 26AWG	4.2	15.1
503U 0026 003 **	3 x 26AWG	4.4	15.1
503U 0026 004 **	4 x 26AWG	4.7	16.1
503U 0026 005 **	5 x 26AWG	5.1	17.5
503U 0026 006 **	6 x 26AWG	5.5	19.0
503U 0026 007 **	7 x 26AWG	5.9	20.3
503U 0026 008 **	8 x 26AWG	6.3	21.8
503U 0026 009 **	9 x 26AWG	6.7	23.8
503U 0026 010 **	10 x 26AWG	7.1	27.7
503U 0026 012 **	12 x 26AWG	7.0	26.5
503U 0026 014 **	14 x 26AWG	7.4	28.5
503U 0026 016 **	16 x 26AWG	7.8	31.0
503U 0026 018 **	18 x 26AWG	8.3	33.7
503U 0026 020 **	20 x 26AWG	8.5	34.6
503U 0026 021 **	21 x 26AWG	8.7	36.6
503U 0026 024 **	24 x 26AWG	9.8	44.9
503U 0026 025 **	25 x 26AWG	10.0	47.1
503U 0026 027 **	27 x 26AWG	10.0	46.0
503U 0026 030 **	30 x 26AWG	10.4	48.7
503U 0026 032 **	32 x 26AWG	10.8	52.9
503U 0026 036 **	36 x 26AWG	11.3	55.3
503U 0024 002 **	2 x 24AWG	4.4	16.4
503U 0024 003 **	3 x 24AWG	4.6	16.2
503U 0024 004 **	4 x 24AWG	5.0	17.4
503U 0024 005 **	5 x 24AWG	5.4	18.9
503U 0024 006 **	6 x 24AWG	5.8	20.5
503U 0024 007 **	7 x 24AWG	6.2	21.9
503U 0024 008 **	8 x 24AWG	6.6	23.6
503U 0024 009 **	9 x 24AWG	7.1	26.9
503U 0024 010 **	10 x 24AWG	7.6	31.1
503U 0024 012 **	12 x 24AWG	7.5	29.8
503U 0024 014 **	14 x 24AWG	7.9	32.1
503U 0024 016 **	16 x 24AWG	8.4	34.8
503U 0024 018 **	18 x 24AWG	8.9	37.9
503U 0024 020 **	20 x 24AWG	9.1	38.9
503U 0024 021 **	21 x 24AWG	9.3	41.3
503U 0024 024 **	24 x 24AWG	10.5	50.7
503U 0024 025 **	25 x 24AWG	10.7	53.3
503U 0024 027 **	27 x 24AWG	10.7	52.0
503U 0024 030 **	30 x 24AWG	11.1	55.1
503U 0024 032 **	32 x 24AWG	11.6	59.9
503U 0024 036 **	36 x 24AWG	12.1	62.6
503U 0022 002 **	2 x 22AWG	4.7	18.5
503U 0022 003 **	3 x 22AWG	4.9	18.2
503U 0022 004 **	4 x 22AWG	5.3	19.5
503U 0022 005 **	5 x 22AWG	5.8	21.2
503U 0022 006 **	6 x 22AWG	6.3	23.0
503U 0022 007 **	7 x 22AWG	6.7	24.9
503U 0022 008 **	8 x 22AWG	7.3	27.9
503U 0022 009 **	9 x 22AWG	7.9	31.9
503U 0022 010 **	10 x 22AWG	8.4	37.1
503U 0022 012 **	12 x 22AWG	8.3	35.4
503U 0022 014 **	14 x 22AWG	8.7	38.1
503U 0022 016 **	16 x 22AWG	9.3	41.5
503U 0022 018 **	18 x 22AWG	9.8	45.2
503U 0022 020 **	20 x 22AWG	10.1	46.4
503U 0022 021 **	21 x 22AWG	10.3	49.3
503U 0022 024 **	24 x 22AWG	11.6	60.8
503U 0022 025 **	25 x 22AWG	11.9	63.9
503U 0022 027 **	27 x 22AWG	11.9	62.3
503U 0022 030 **	30 x 22AWG	12.3	66.0
503U 0022 032 **	32 x 22AWG	12.8	71.9
503U 0022 036 **	36 x 22AWG	13.4	75.2
503U 0020 002 **	2 x 20AWG	5.1	21.1
503U 0020 003 **	3 x 20AWG	5.3	20.7
503U 0020 004 **	4 x 20AWG	5.8	22.1
503U 0020 005 **	5 x 20AWG	6.3	24.0
503U 0020 006 **	6 x 20AWG	6.9	26.6
503U 0020 007 **	7 x 20AWG	7.5	29.8
503U 0020 008 **	8 x 20AWG	8.1	33.5
503U 0020 009 **	9 x 20AWG	8.7	38.3
503U 0020 010 **	10 x 20AWG	9.3	44.7

Note: For more customized products of other specifications or special specifications, please call for consultation.

Part No.	Cores No.+area (AWG)	Approx. Diameter (mm)	Approx. Weight (kg/km)
503U 0020 012 **	12 x 20AWG	9.2	42.7
503U 0020 014 **	14 x 20AWG	9.7	46.0
503U 0020 016 **	16 x 20AWG	10.3	50.1
503U 0020 018 **		10.9	54.7
503U 0020 020 **	20 x 20AWG	11.2	56.2
503U 0020 021 **	21 x 20AWG	11.5	59.7
503U 0020 024 **	24 x 20AWG	12.9	73.9
503U 0020 025 **	25 x 20AWG	13.2	77.8
503U 0020 027 **	27 x 20AWG	13.2	75.8
503U 0020 030 **	30 x 20AWG	13.7	80.3
503U 0020 032 **	32 x 20AWG	14.3	87.6
503U 0020 036 **	36 x 20AWG	14.9	91.6
503U 0019 002 **	2 x 19AWG	5.9	48.1
503U 0019 003 **	3 x 19AWG	6.2	58.7
503U 0019 004 **	4 x 19AWG	6.7	70.8
503U 0019 005 **	5 x 19AWG	7.3	84.5
503U 0019 006 **	6 x 19AWG	7.9	98.6
503U 0019 007 **	7 x 19AWG	8.6	113.1
503U 0019 008 **	8 x 19AWG	9.3	127.9
503U 0019 009 **	9 x 19AWG	9.9	142.9
503U 0019 010 **	10 x 19AWG	10.6	158.3
503U 0019 012 **	12 x 19AWG	10.4	173.7
503U 0019 014 **	14 x 19AWG	11.0	196.7
503U 0019 016 **	16 x 19AWG	11.6	220.5
503U 0019 018 **	18 x 19AWG	12.2	244.8
503U 0019 020 **	20 x 19AWG	12.6	265.8
503U 0019 021 **	21 x 19AWG	12.9	278.0
503U 0019 024 **	24 x 19AWG	14.4	321.8
503U 0019 025 **	25 x 19AWG	14.7	334.5
503U 0019 027 **	27 x 19AWG	14.7	351.8
503U 0019 030 **	30 x 19AWG	15.3	384.8
503U 0019 032 **	32 x 19AWG	15.9	410.0
503U 0019 036 **	36 x 19AWG	16.5	453.1
503U 0018 002 **	2 x 18AWG	5.6	24.8
503U 0018 003 **	3 x 18AWG	5.9	24.1
503U 0018 004 **	4 x 18AWG	6.4	25.7
503U 0018 005 **	5 x 18AWG	7.0	28.8
503U 0018 006 **	6 x 18AWG	7.7	32.8
503U 0018 007 **	7 x 18AWG	8.4	36.8
503U 0018 008 **	8 x 18AWG	9.1	41.5
503U 0018 009 **	9 x 18AWG	9.9	47.7
503U 0018 010 **	10 x 18AWG	10.6	55.9
503U 0018 012 **	12 x 18AWG	10.4	53.3
503U 0018 014 **	14 x 18AWG	11.0	57.5
503U 0018 016 **	16 x 18AWG	11.6	62.7
503U 0018 018 **	18 x 18AWG	12.3	68.5
503U 0018 020 **	20 x 18AWG	12.7	70.3
503U 0018 021 **	21 x 18AWG	13.0	74.8
503U 0018 024 **	24 x 18AWG	14.7	93.0
503U 0018 025 **	25 x 18AWG	15.0	98.0
503U 0018 027 **	27 x 18AWG	15.0	95.4
503U 0018 030 **	30 x 18AWG	15.6	101.2
503U 0018 032 **	32 x 18AWG	16.3	110.6
503U 0018 036 **	36 x 18AWG	17.0	115.7
503U 0016 002 **	2 x 16AWG	6.2	29.6
503U 0016 003 **	3 x 16AWG	6.5	28.5
503U 0016 004 **	4 x 16AWG	7.2	31.6
503U 0016 005 **	5 x 16AWG	8.0	36.1
503U 0016 006 **	6 x 16AWG	8.8	41.2
503U 0016 007 **	7 x 16AWG	9.6	46.3
503U 0016 008 **	8 x 16AWG	10.4	52.3
503U 0016 009 **	9 x 16AWG	11.2	60.3
503U 0016 010 **	10 x 16AWG	12.1	70.9
503U 0016 012 **	12 x 16AWG	11.8	67.5
503U 0016 014 **	14 x 16AWG	12.5	72.9
503U 0016 016 **	16 x 16AWG	13.3	79.6
503U 0016 018 **	18 x 16AWG	14.1	87.0
503U 0016 020 **	20 x 16AWG	14.5	89.4
503U 0016 021 **	21 x 16AWG	14.9	95.2
503U 0016 024 **	24 x 16AWG	16.7	118.8
503U 0016 025 **	25 x 16AWG	17.1	125.4
503U 0016 027 **	27 x 16AWG	17.1	121.9
503U 0016 030 **	30 x 16AWG	17.8	129.5
503U 0016 032 **	32 x 16AWG	18.6	141.7
503U 0016 036 **	36 x 16AWG	19.4	148.2

PVC HIGH FLEXIBLE DATA CABLE SHIELDED LiYCY–FD 506U 300V



Application

Cardiffcable LiYCY–FD 506U is approved for used in USA and Canada. It is used as data transmission cable, control and connecting cable predominantly for transmission of analog and digital signals in process controlled facilities in control technology. These high flexible control cables are suitable for shift and bending stresses in machines and machine tool constructions. The long service life is reached by the special construction and compounds. The copper shield protects against any electrical interference. Suitable for use in dry, humid and wet rooms. The outer sheath, based on PVC, is largely resistant to acids and oil, it is free of silicone and lacquer damaging substances.

Construction

Conductor: fine strands of bare copper, acc. to UL 758
Insulation: PVC
Core stranding: Short pitch stranding.
Insulation colour: Acc. to DIN 47100

JZ Black core with white numbers and GN/YE
JB Color core and GN/YE
OZ Black core with white numbers
OB Color core

Shield: Tinned copper braid
Outer sheath: Special PVC compound
Sheath colour: Grey, RAL 7001 / Black, RAL 9005

Technical data

Max speed: 2m/s
Max acceleration: 20m/s²
Rated voltage: 300V UL+cUL
Test voltage: 2000V
Insulation resistance: ≥10MΩ・km (20℃)
Bending radius: Flexible applicatin:7.5x cable diameter
Fixed installation:4 x cable diameter
Temperature range: Flexible application: –5℃ to +70℃
Fixed installation: –20℃ to +80℃
Temperature resistant material:
Flexible application: –10℃ to +70℃
Fixed installation: –40℃ to +80℃
Burning behavior: Self–extinguishing &flame–retardant acc. to VW–1,FT1

Remarks

** represent the core colour

JZ code: 01 OZ code: 02
JB code: 03 OB code: 04

Part No.	Cores No.+area (AWG)	Approx. Diameter (mm)	Approx. Weight (kg/km)
506U 0026 002 **	2 x 26AWG	4.8	28.9
506U 0026 003 **	3 x 26AWG	5.0	33.2
506U 0026 004 **	4 x 26AWG	5.3	38.5
506U 0026 005 **	5 x 26AWG	5.7	44.0
506U 0026 006 **	6 x 26AWG	6.1	49.5
506U 0026 007 **	7 x 26AWG	6.5	55.2
506U 0026 008 **	8 x 26AWG	6.9	61.5
506U 0026 009 **	9 x 26AWG	7.4	68.2
506U 0026 010 **	10 x 26AWG	7.8	75.1
506U 0026 012 **	12 x 26AWG	7.7	79.9
506U 0026 014 **	14 x 26AWG	8.1	89.1
506U 0026 016 **	16 x 26AWG	8.5	98.7
506U 0026 018 **	18 x 26AWG	9.0	108.7
506U 0026 020 **	20 x 26AWG	9.2	116.7
506U 0026 021 **	21 x 26AWG	9.4	121.7
506U 0026 024 **	24 x 26AWG	10.5	140.7
506U 0026 025 **	25 x 26AWG	10.7	146.0
506U 0026 027 **	27 x 26AWG	10.7	151.8
506U 0026 030 **	30 x 26AWG	11.1	164.6
506U 0026 032 **	32 x 26AWG	11.5	175.0
506U 0026 036 **	36 x 26AWG	12.0	191.5
506U 0024 002 **	2 x 24AWG	5.0	31.8
506U 0024 003 **	3 x 24AWG	5.2	37.0
506U 0024 004 **	4 x 24AWG	5.6	43.1
506U 0024 005 **	5 x 24AWG	6.0	49.6
506U 0024 006 **	6 x 24AWG	6.4	56.1
506U 0024 007 **	7 x 24AWG	6.8	63.1
506U 0024 008 **	8 x 24AWG	7.3	70.9
506U 0024 009 **	9 x 24AWG	7.8	78.8
506U 0024 010 **	10 x 24AWG	8.3	86.9
506U 0024 012 **	12 x 24AWG	8.2	93.1
506U 0024 014 **	14 x 24AWG	8.6	104.2
506U 0024 016 **	16 x 24AWG	9.1	115.7
506U 0024 018 **	18 x 24AWG	9.6	127.7
506U 0024 020 **	20 x 24AWG	9.8	137.4
506U 0024 021 **	21 x 24AWG	10.0	143.4
506U 0024 024 **	24 x 24AWG	11.2	165.9
506U 0024 025 **	25 x 24AWG	11.4	172.2
506U 0024 027 **	27 x 24AWG	11.4	179.5
506U 0024 030 **	30 x 24AWG	11.8	195.0
506U 0024 032 **	32 x 24AWG	12.3	207.5
506U 0024 036 **	36 x 24AWG	12.8	227.6
506U 0022 002 **	2 x 22AWG	5.3	36.9
506U 0022 003 **	3 x 22AWG	5.5	43.6
506U 0022 004 **	4 x 22AWG	5.9	51.5
506U 0022 005 **	5 x 22AWG	6.4	59.7
506U 0022 006 **	6 x 22AWG	6.9	68.6
506U 0022 007 **	7 x 22AWG	7.4	78.2
506U 0022 008 **	8 x 22AWG	8.0	88.1
506U 0022 009 **	9 x 22AWG	8.6	98.1
506U 0022 010 **	10 x 22AWG	9.1	108.4
506U 0022 012 **	12 x 22AWG	9.0	117.2
506U 0022 014 **	14 x 22AWG	9.4	131.7
506U 0022 016 **	16 x 22AWG	9.9	146.9
506U 0022 018 **	18 x 22AWG	10.5	162.5
506U 0022 020 **	20 x 22AWG	10.8	175.5
506U 0022 021 **	21 x 22AWG	11.0	183.3
506U 0022 024 **	24 x 22AWG	12.3	212.2
506U 0022 025 **	25 x 22AWG	12.6	220.4
506U 0022 027 **	27 x 22AWG	12.6	230.5
506U 0022 030 **	30 x 22AWG	13.0	251.2
506U 0022 032 **	32 x 22AWG	13.5	267.4
506U 0022 036 **	36 x 22AWG	14.1	294.2
506U 0020 002 **	2 x 20AWG	5.7	43.8
506U 0020 003 **	3 x 20AWG	5.9	52.8
506U 0020 004 **	4 x 20AWG	6.4	63.1
506U 0020 005 **	5 x 20AWG	6.9	74.6
506U 0020 006 **	6 x 20AWG	7.6	86.8
506U 0020 007 **	7 x 20AWG	8.2	99.3
506U 0020 008 **	8 x 20AWG	8.8	112.1
506U 0020 009 **	9 x 20AWG	9.4	125.2
506U 0020 010 **	10 x 20AWG	10.0	138.6

Note: For more customized products of other specifications or special specifications, please call for consultation.

Part No.	Cores No.+area (AWG)	Approx. Diameter (mm)	Approx. Weight (kg/km)
506U 0020 012 **	12 x 20AWG	9.9	151.3
506U 0020 014 **	14 x 20AWG	10.4	171.0
506U 0020 016 **	16 x 20AWG	11.0	191.3
506U 0020 018 **	18 x 20AWG	11.6	212.1
506U 0020 020 **	20 x 20AWG	11.9	229.9
506U 0020 021 **	21 x 20AWG	12.2	240.4
506U 0020 024 **	24 x 20AWG	13.6	278.3
506U 0020 025 **	25 x 20AWG	13.9	289.2
506U 0020 027 **	27 x 20AWG	13.9	303.6
506U 0020 030 **	30 x 20AWG	14.4	331.6
506U 0020 032 **	32 x 20AWG	15.0	353.3
506U 0020 036 **	36 x 20AWG	15.6	389.9
506U 0019 002 **	2 x 19AWG	5.9	48.1
506U 0019 003 **	3 x 19AWG	6.2	58.7
506U 0019 004 **	4 x 19AWG	6.7	70.8
506U 0019 005 **	5 x 19AWG	7.3	84.5
506U 0019 006 **	6 x 19AWG	7.9	98.6
506U 0019 007 **	7 x 19AWG	8.6	113.1
506U 0019 008 **	8 x 19AWG	9.3	127.9
506U 0019 009 **	9 x 19AWG	9.9	142.9
506U 0019 010 **	10 x 19AWG	10.6	158.3
506U 0019 012 **	12 x 19AWG	10.4	173.7
506U 0019 014 **	14 x 19AWG	11.0	196.7
506U 0019 016 **	16 x 19AWG	11.6	220.5
506U 0019 018 **	18 x 19AWG	12.2	244.8
506U 0019 020 **	20 x 19AWG	12.6	265.8
506U 0019 021 **	21 x 19AWG	12.9	278.0
506U 0019 024 **	24 x 19AWG	14.4	321.8
506U 0019 025 **	25 x 19AWG	14.7	334.5
506U 0019 027 **	27 x 19AWG	14.7	351.8
506U 0019 030 **	30 x 19AWG	15.3	384.8
506U 0019 032 **	32 x 19AWG	15.9	410.0
506U 0019 036 **	36 x 19AWG	16.5	453.1
506U 0018 002 **	2 x 18AWG	6.2	53.8
506U 0018 003 **	3 x 18AWG	6.5	66.4
506U 0018 004 **	4 x 18AWG	7.1	81.4
506U 0018 005 **	5 x 18AWG	7.7	97.5
506U 0018 006 **	6 x 18AWG	8.4	114.1
506U 0018 007 **	7 x 18AWG	9.1	131.0
506U 0018 008 **	8 x 18AWG	9.8	148.3
506U 0018 009 **	9 x 18AWG	10.6	166.0
506U 0018 010 **	10 x 18AWG	11.3	183.9
506U 0018 012 **	12 x 18AWG	11.1	202.9
506U 0018 014 **	14 x 18AWG	11.7	230.3
506U 0018 016 **	16 x 18AWG	12.3	258.5
506U 0018 018 **	18 x 18AWG	13.0	287.4
506U 0018 020 **	20 x 18AWG	13.4	312.5
506U 0018 021 **	21 x 18AWG	13.7	327.0
506U 0018 024 **	24 x 18AWG	15.3	378.6
506U 0018 025 **	25 x 18AWG	15.7	393.7
506U 0018 027 **	27 x 18AWG	15.7	414.6
506U 0018 030 **	30 x 18AWG	16.3	454.0
506U 0018 032 **	32 x 18AWG	17.0	484.0
506U 0018 036 **	36 x 18AWG	17.8	537.0
506U 0016 002 **	2 x 16AWG	6.8	68.1
506U 0016 003 **	3 x 16AWG	7.2	86.8
506U 0016 004 **	4 x 16AWG	7.9	108.0
506U 0016 005 **	5 x 16AWG	8.7	130.1
506U 0016 006 **	6 x 16AWG	9.5	152.9
506U 0016 007 **	7 x 16AWG	10.3	176.1
506U 0016 008 **	8 x 16AWG	11.1	199.9
506U 0016 009 **	9 x 16AWG	11.9	224.1
506U 0016 010 **	10 x 16AWG	12.7	248.7
506U 0016 012 **	12 x 16AWG	12.5	276.9
506U 0016 014 **	14 x 16AWG	13.2	315.6
506U 0016 016 **	16 x 16AWG	14.0	355.3
506U 0016 018 **	18 x 16AWG	14.8	395.8
506U 0016 020 **	20 x 16AWG	15.3	432.8
506U 0016 021 **	21 x 16AWG	15.7	453.2
506U 0016 024 **	24 x 16AWG	17.6	524.6
506U 0016 025 **	25 x 16AWG	18.0	545.7
506U 0016 027 **	27 x 16AWG	18.0	576.4
506U 0016 030 **	30 x 16AWG	18.9	635.2
506U 0016 032 **	32 x 16AWG	19.6	677.4
506U 0016 036 **	36 x 16AWG	20.4	751.1

PVC HIGH FLEXIBLE DATA CABLE SHIELDED LiYCY–FD–TP 508U 300V



Application

Cardiffcable LiYCY–FD–TP 508U is approved for used in USA and Canada. It is used as data transmission cable, control and connecting cable predominantly for transmission of analog and digital signals in process controlled facilities in control technology. Synchronized twisted core pair lengths cause minimum coupling values. These high flexible control cables are suitable for shift and bending stresses in machines and machine tool constructions. The long service life is reached by the special construction and compounds. The copper shield protects against any electrical interference. Suitable for use in dry, humid and wet rooms. The outer sheath, based on PVC, is largely resistant to acids and oil, it is free of silicone and lacquer damaging substances.

Construction

Conductor: fine strands of bare copper, acc. to UL 758
Insulation: PVC
Core stranding: Short pitch stranding.
Insulation colour: Twinning , Acc. to DIN 47100
OZ Black core with white numbers
OB Color core
Shield: Tinned copper braid
Outer sheath: Special PVC compound
Sheath colour: Grey, RAL 7001 / Black, RAL 9005

Technical data

Max speed: 2m/s
Max acceleration: 20m/s²
Rated voltage: 300V UL+cUL
Test voltage: 2000V
Insulation resistance: ⩾10MΩ・km (20℃)
Bending radius: Flexible applicatin:7.5x cable diameter
Fixed installation:4 x cable diameter
Temperature range: Flexible application: –5℃ to +70℃
Fixed installation: –20℃ to +80℃
Temperature resistant material:
Flexible application: –10℃ to +70℃
Fixed installation: –40℃ to +80℃
Burning behavior: Self–extinguishing &flame–retardant acc. to VW–1,FT1

Remarks

** represent the core colour
OZ code: 02
OB code: 04

Part No.	Cores No.+area (AWG)	Approx. Diameter (mm)	Approx. Weight (kg/km)
508U 0026 002 **	1 x 2 x 26AWG	1	4.8
508U 0026 004 **	2 x 2 x 26AWG	2	6.3
508U 0026 006 **	3 x 2 x 26AWG	3	6.7
508U 0026 008 **	4 x 2 x 26AWG	4	7.3
508U 0026 010 **	5 x 2 x 26AWG	5	8.0
508U 0026 012 **	6 x 2 x 26AWG	6	8.7
508U 0026 014 **	7 x 2 x 26AWG	7	9.4
508U 0026 016 **	8 x 2 x 26AWG	8	10.1
508U 0026 018 **	9 x 2 x 26AWG	9	10.9
508U 0026 020 **	10 x 2 x 26AWG	10	11.6
508U 0026 022 **	11 x 2 x 26AWG	11	11.4
508U 0026 024 **	12 x 2 x 26AWG	12	11.4
508U 0026 026 **	13 x 2 x 26AWG	13	12.1
508U 0026 028 **	14 x 2 x 26AWG	14	12.1
508U 0026 030 **	15 x 2 x 26AWG	15	12.7
508U 0026 032 **	16 x 2 x 26AWG	16	12.7
508U 0026 034 **	17 x 2 x 26AWG	17	13.5
508U 0026 036 **	18 x 2 x 26AWG	18	13.5
508U 0026 038 **	19 x 2 x 26AWG	19	13.5
508U 0026 040 **	20 x 2 x 26AWG	20	13.8
508U 0026 042 **	21 x 2 x 26AWG	21	14.2
508U 0026 044 **	22 x 2 x 26AWG	22	15.1
508U 0024 002 **	1 x 2 x 24AWG	1	5.0
508U 0024 004 **	2 x 2 x 24AWG	2	6.7
508U 0024 006 **	3 x 2 x 24AWG	3	7.1
508U 0024 008 **	4 x 2 x 24AWG	4	7.7
508U 0024 010 **	5 x 2 x 24AWG	5	8.5
508U 0024 012 **	6 x 2 x 24AWG	6	9.2
508U 0024 014 **	7 x 2 x 24AWG	7	10.0
508U 0024 016 **	8 x 2 x 24AWG	8	10.8
508U 0024 018 **	9 x 2 x 24AWG	9	11.6
508U 0024 020 **	10 x 2 x 24AWG	10	12.4
508U 0024 022 **	11 x 2 x 24AWG	11	12.2
508U 0024 024 **	12 x 2 x 24AWG	12	12.2
508U 0024 026 **	13 x 2 x 24AWG	13	12.9
508U 0024 028 **	14 x 2 x 24AWG	14	12.9
508U 0024 030 **	15 x 2 x 24AWG	15	13.6
508U 0024 032 **	16 x 2 x 24AWG	16	13.6
508U 0024 034 **	17 x 2 x 24AWG	17	14.4
508U 0024 036 **	18 x 2 x 24AWG	18	14.4
508U 0024 038 **	19 x 2 x 24AWG	19	14.4
508U 0024 040 **	20 x 2 x 24AWG	20	14.8
508U 0024 042 **	21 x 2 x 24AWG	21	15.2
508U 0024 044 **	22 x 2 x 24AWG	22	16.2
508U 0022 002 **	1 x 2 x22AWG	1	5.3
508U 0022 004 **	2 x 2 x 22AWG	2	7.2
508U 0022 006 **	3 x 2 x 22AWG	3	7.7
508U 0022 008 **	4 x 2 x 22AWG	4	8.4
508U 0022 010 **	5 x 2 x 22AWG	5	9.3
508U 0022 012 **	6 x 2 x 22AWG	6	10.1
508U 0022 014 **	7 x 2 x 22AWG	7	11.0
508U 0022 016 **	8 x 2 x 22AWG	8	11.9
508U 0022 018 **	9 x 2 x 22AWG	9	12.8
508U 0022 020 **	10 x 2 x 22AWG	10	13.7
508U 0022 022 **	11 x 2 x 22AWG	11	13.4
508U 0022 024 **	12 x 2 x 22AWG	12	13.4
508U 0022 026 **	13 x 2 x 22AWG	13	14.2
508U 0022 028 **	14 x 2 x 22AWG	14	14.2
508U 0022 030 **	15 x 2 x 22AWG	15	15.0
508U 0022 032 **	16 x 2 x 22AWG	16	15.0
508U 0022 034 **	17 x 2 x 22AWG	17	15.9
508U 0022 036 **	18 x 2 x 22AWG	18	15.9
508U 0022 038 **	19 x 2 x 22AWG	19	15.9
508U 0022 040 **	20 x 2 x 22AWG	20	16.3
508U 0022 042 **	21 x 2 x 22AWG	21	16.7
508U 0022 044 **	22 x 2 x 22AWG	22	17.9
508U 0020 002 **	1 x 2 x 20AWG	1	5.7
508U 0020 004 **	2 x 2 x 20AWG	2	8.0
508U 0020 006 **	3 x 2 x 20AWG	3	8.5
508U 0020 008 **	4 x 2 x 20AWG	4	9.3
508U 0020 010 **	5 x 2 x 20AWG	5	10.2
508U 0020 012 **	6 x 2 x 20AWG	6	11.2
508U 0020 014 **	7 x 2 x 20AWG	7	12.2
508U 0020 016 **	8 x 2 x 20AWG	8	13.2
508U 0020 018 **	9 x 2 x 20AWG	9	14.2
508U 0020 020 **	10 x 2 x 20AWG	10	15.2
508U 0020 022 **	11 x 2 x 20AWG	11	14.9
508U 0020 024 **	12 x 2 x 20AWG	12	14.9
508U 0020 026 **	13 x 2 x 20AWG	13	15.8
508U 0020 028 **	14 x 2 x 20AWG	14	15.8
508U 0020 030 **	15 x 2 x 20AWG	15	16.7
508U 0020 032 **	16 x 2 x 20AWG	16	16.7
508U 0020 034 **	17 x 2 x 20AWG	17	17.8
508U 0020 036 **	18 x 2 x 20AWG	18	17.8
508U 0020 038 **	19 x 2 x 20AWG	19	17.8
508U 0020 040 **	20 x 2 x 20AWG	20	18.3
508U 0020 042 **	21 x 2 x 20AWG	21	18.7
508U 0020 044 **	22 x 2 x 20AWG	22	20.0
508U 0019 002 **	1 x 2 x 19AWG	1	5.9
508U 0019 004 **	2 x 2 x 19AWG	2	8.4
508U 0019 006 **	3 x 2 x 19AWG	3	8.9
508U 0019 008 **	4 x 2 x 19AWG	4	9.8
508U 0019 010 **	5 x 2 x 19AWG	5	10.8
508U 0019 012 **	6 x 2 x 19AWG	6	11.8
508U 0019 014 **	7 x 2 x 19AWG	7	12.8
508U 0019 016 **	8 x 2 x 19AWG	8	13.9
508U 0019 018 **	9 x 2 x 19AWG	9	15.0
508U 0019 020 **	10 x 2 x 19AWG	10	16.0
508U 0019 022 **	11 x 2 x 19AWG	11	15.8
508U 0019 024 **	12 x 2 x 19AWG	12	15.8
508U 0019 026 **	13 x 2 x 19AWG	13	16.7
508U 0019 028 **	14 x 2 x 19AWG	14	16.7
508U 0019 030 **	15 x 2 x 19AWG	15	17.7
508U 0019 032 **	16 x 2 x 19AWG	16	17.7
508U 0019 034 **	17 x 2 x 19AWG	17	18.8
508U 0019 036 **	18 x 2 x 19AWG	18	18.8
508U 0019 038 **	19 x 2 x 19AWG	19	18.8
508U 0019 040 **	20 x 2 x 19AWG	20	19.3
508U 0019 042 **	21 x 2 x 19AWG	21	19.8
508U 0019 044 **	22 x 2 x 19AWG	22	21.4
508U 0018 002 **	1 x 2 x 18AWG	1	6.2
508U 0018 004 **	2 x 2 x 18AWG	2	8.9
508U 0018 006 **	3 x 2 x 18AWG	3	9.5
508U 0018 008 **	4 x 2 x 18AWG	4	10.4
508U 0018 010 **	5 x 2 x 18AWG	5	11.5
508U 0018 012 **	6 x 2 x 18AWG	6	12.6
508U 0018 014 **	7 x 2 x 18AWG	7	13.7
508U 0018 016 **	8 x 2 x 18AWG	8	14.8
508U 0018 018 **	9 x 2 x 18AWG	9	16.0
508U 0018 020 **	10 x 2 x 18AWG	10	17.1
508U 0018 022 **	11 x 2 x 18AWG	11	16.8
508U 0018 024 **	12 x 2 x 18AWG	12	16.8
508U 0018 026 **	13 x 2 x 18AWG	13	17.9
508U 0018 028 **	14 x 2 x 18AWG	14	17.9
508U 0018 030 **	15 x 2 x 18AWG	15	19.0
508U 0018 032 **	16 x 2 x 18AWG	16	19.0
508U 0018 034 **	17 x 2 x 18AWG	17	20.1
508U 0018 036 **	18 x 2 x 18AWG	18	20.1
508U 0018 038 **	19 x 2 x 18AWG	19	20.1
508U 0018 040 **	20 x 2 x 18AWG	20	20.6
508U 0018 042 **	21 x 2 x 18AWG	21	21.4
508U 0018 044 **	22 x 2 x 18AWG	22	22.9
508U 0016 002 **	1 x 2 x 16AWG	1	6.8
508U 0016 004 **	2 x 2 x 16AWG	2	10.0
508U 0016 006 **	3 x 2 x 16AWG	3	10.7
508U 0016 008 **	4 x 2 x 16AWG	4	11.8
508U 0016 010 **	5 x 2 x 16AWG	5	13.0
508U 0016 012 **	6 x 2 x 16AWG	6	14.2
508U 0016 014 **	7 x 2 x 16AWG	7	15.7
508U 0016 016 **	8 x 2 x 16AWG	8	17.0
508U 0016 018 **	9 x 2 x 16AWG	9	18.5
508U 0016 020 **	10 x 2 x 16AWG	10	19.8
508U 0016 022 **	11 x 2 x 16AWG	11	19.5
508U 0016 024 **	12 x 2 x 16AWG	12	19.5
508U 0016 026 **	13 x 2 x 16AWG	13	20.6
508U 0016 028 **	14 x 2 x 16AWG	14	20.6
508U 0016 030 **	15 x 2 x 16AWG	15	21.8
508U 0016 032 **	16 x 2 x 16AWG	16	21.8
508U 0016 034 **	17 x 2 x 16AWG	17	23.1
508U 0016 036 **	18 x 2 x 16AWG	18	23.1
508U 0016 038 **	19 x 2 x 16AWG	19	23.1
508U 0016 040 **	20 x 2 x 16AWG	20	23.7
508U 0016 042 **	21 x 2 x 16AWG	21	24.6
508U 0016 044 **	22 x 2 x 16AWG	22	26.3

Note: For more customized products of other specifications or special specifications, please call for consultation.

PVC MOTOR–SUPPLY CABLE SHIELDED SERVO–CY 902U 1000V



Application

Cardiffcable SERVO–CY 902U is approved for used in USA and Canada. It is used to connect servo and DNC–motors. It also can be used in EMC–sensitive environments. Suitable for occasional flexible applications. The outer sheath, based on PVC, is largely resistant to acids and oil. It is free of silicone and lacquer damaging substances.

Construction

Conductor: fine strands of bare copper, acc. to UL 758
Insulation: PVC
Insulation colour:
JZ Black core with white numbers and GN/YE
JB Color core and GN/YE
OZ Black core with white numbers
OB Color core
Shield: Tinned copper braid，Shielding density≥85%
Outer sheath: Special PVC compound
Sheath colour: Grey, RAL 7001 / Black, RAL 9005 / Orange, RAL 2003

Technical data

Rated voltage: Power cable 600V，1000V； Data cable 300V UL+cUL
Test voltage: Power cable 3000V，4000V； Data cable 1500V
Insulation resistance: ≥20MΩ・km (20℃)
Bending radius: Flexible applicatin:20 x cable diameter
Fixed installation:6 x cable diameter
Temperature range: Flexible application: –5℃ to +90℃
Fixed installation: –20℃ to +105℃
Temperature resistant material:
Flexible application: –10℃ to +90℃
Fixed installation: –40℃ to +105℃
Burning behavior: Self–extinguishing &flame–retardant acc. to VW–1,FT1
Approvals: UL 2586

Remarks

** represent the core colour

JZ code：01 OZ code：02
JB code：03 OB code：04

Part No.	Cores No.+area (AWG)	Approx. Diameter (mm)	Approx. Weight (kg/km)	Rated voltage
902U 00020 04 **	4 x 20 AWG	8.6	98.3	1000V
902U 00019 04 **	4 x 19 AWG	8.9	106.9	1000V
902U 00018 04 **	4 x 18 AWG	9.3	120.0	1000V
902U 00016 04 **	4 x 16 AWG	10.2	150.1	1000V
902U 00014 04 **	4 x 14 AWG	11.3	195.8	1000V
902U 00012 04 **	4 X 12 AWG	12.6	262.3	1000V
902U 00010 04 **	4 X 10 AWG	14.4	364.3	1000V
902U 00008 04 **	4 x 8 AWG	18.9	594.1	1000V
902U 00006 04 **	4 X 6 AWG	25.3	958.2	1000V
902U 00004 04 **	4 X 4 AWG	29.8	1388.5	1000V
902U 00002 04 **	4 X 2 AWG	33.3	1960.6	1000V
902U 00001 04 **	4 x 1 AWG	38.9	2560.0	1000V
902U 00101 04 **	4 x 1/0 AWG	41.9	3088.9	1000V
902U 00201 04 **	4 x 2/0 AWG	45.0	3730.6	1000V
902U 00301 04 **	4 x 3/0 AWG	48.9	4542.4	1000V
902U 02020 06 **	4 x 20 AWG + (2 x 20 AWG)	11.1	163.3	1000V
902U 02020 08 **	4 x 20 AWG + 2 x (2 x 20 AWG)	11.3	171.9	1000V
902U 01920 06 **	4 x 19 AWG + (2 x 20 AWG)	12.6	221.1	1000V
902U 01920 08 **	4 x 19 AWG + 2 x (2 x 20 AWG)	12.7	228.9	1000V
902U 01819 06 **	4 x 18 AWG + (2 x 19 AWG)	13.1	246.5	1000V
902U 01819 08 **	4 x 18 AWG + 2 x (2 x 19 AWG)	13.5	267.5	1000V
902U 01619 06 **	4 x 16 AWG + (2 x 19 AWG)	13.7	275.4	1000V
902U 01618 06 **	4 x 16 AWG + (2x 18 AWG)	14.1	293.1	1000V
902U 01616 06 **	4 x 16 AWG + (2 x 16 AWG)	14.8	334.6	1000V
902U 01619 08 **	4 x 16 AWG + 2 x (2 x 19 AWG)	14.9	342.7	1000V
902U 01618 08 **	4 x 16 AWG + 2 x (2 x 18 AWG)	15.3	362.0	1000V
902U 01616 08 **	4 x 16 AWG + 2 x (2 x 16 AWG)	16.3	437.1	1000V
902U 01419 06 **	4 x 14 AWG + (2 x 19 AWG)	16.5	449.6	1000V
902U 01418 06 **	4 x 14 AWG + (2 x 18 AWG)	17.0	465.7	1000V
902U 01416 06 **	4 x 14 AWG + (2 x 16 AWG)	20.4	667.9	1000V
902U 01419 08 **	4 x 14 AWG + 2 x(2 x 19 AWG)	20.6	676.6	1000V
902U 01418 08 **	4 x 14 AWG + 2 x (2 x 18 AWG)	21.0	695.9	1000V
902U 01416 08 **	4 x 14 AWG + 2 x (2 x 16 AWG)	27.1	1081.5	1000V
902U 01219 06 **	4 X 12 AWG + (2 x 19 AWG)	30.8	1490.7	1000V
902U 01218 06 **	4 X 12 AWG + (2 x 18 AWG)	33.9	2058.4	1000V
902U 01216 06 **	4 X 12 AWG + (2 x 16 AWG)	39.0	2647.6	1000V
902U 01219 08 **	4 X 12 AWG + 2 x (2 x 19 AWG)	41.7	3169.3	1000V
902U 01218 08 **	4 X 12 AWG + 2 x (2 x 18 AWG)	13.0	221.3	1000V
902U 01216 08 **	4 X 12 AWG + 2 x (2 x 16 AWG)	13.3	236.2	1000V
902U 01019 06 **	4 X 10 AWG + (2 x 19 AWG)	14.5	281.6	1000V
902U 01018 06 **	4 X 10 AWG + (2 x 18 AWG)	14.9	299.9	1000V
902U 01016 06 **	4 X 10 AWG + (2 x 16 AWG)	15.6	335.0	1000V
902U 01019 08 **	4 X 10 AWG + 2 x (2 x 19 AWG)	15.4	330.8	1000V
902U 01018 08 **	4 X 10 AWG + 2 x (2 x 18 AWG)	15.8	346.6	1000V
902U 01016 08 **	4 X 10 AWG + 2 x (2 x 16 AWG)	16.6	384.0	1000V
902U 00819 06 **	4 X 8 AWG + (2 x 19 AWG)	16.7	400.0	1000V
902U 00818 06 **	4 X 8 AWG + (2 x 18 AWG)	17.1	416.1	1000V
902U 00816 06 **	4 X 8 AWG + (2 x 16 AWG)	17.7	452.1	1000V
902U 00819 08 **	4 X 8 AWG + 2 x (2 x 19 AWG)	18.1	502.5	1000V
902U 00818 08 **	4 X 8 AWG + 2 x (2 x 18 AWG)	18.5	518.9	1000V
902U 00816 08 **	4 X 8 AWG + 2 x (2 x 16 AWG)	19.2	555.5	1000V
902U 00616 06 **	4 X 6 AWG + (2 x 16 AWG)	21.8	730.2	1000V
902U 00616 08 **	4 X 6 AWG + 2 x (2 x 16 AWG)	22.2	747.3	1000V
902U 00416 06 **	4 X 4 AWG + (2 x 16 AWG)	28.5	1155.7	1000V
902U 00416 08 **	4 X 4 AWG + 2 x (2 x 16 AWG)	32.0	1574.6	1000V
902U 00216 08 **	4 X 2 AWG + 2 x (2 x 16 AWG)	34.9	2138.6	1000V
902U 00116 08 **	4 x 1 AWG + 2 x (2 x 16 AWG)	39.5	2754.3	1000V
902U 10116 08 **	4 x 1/0 AWG + 2 x (2 x 16 AWG)	42.1	3236.7	1000V

Note: For more customized products of other specifications or special specifications, please call for consultation.

PVC MOTOR–SUPPLY CABLE SHIELDED SERVO–CP 922U 1000V



Application

Cardiffcable SERVO–CP 922U is approved for used in USA and Canada. It is used to connect servo and DNC–motors. It also can be used in EMC–sensitive environments. Suitable for occasional flexible applications. The PUR outer sheath, fulfils the highest oil resistance and chemical resistance. It is an extremely robust control cable with high abrasion and tear resistant properties. The high flexibility of this cable makes it easy to install. Suitable for outdoor use.

Construction

Conductor: fine strands of bare copper, acc. to UL 758
Insulation: PVC
Insulation colour:
JZ Black core with white numbers and GN/YE
JB Color core and GN/YE
OZ Black core with white numbers
OB Color core
Shield: Tinned copper braid，Shielding density≥85%
Outer sheath: PUR
Sheath colour: Grey, RAL 7001 / Black, RAL 9005 / Orange, RAL 2003

Technical data

Rated voltage: Power cable 600V，1000V； Data cable 300V UL+cUL
Test voltage: Power cable 3000V，4000V； Data cable 1500V
Insulation resistance: ≥20MΩ・km (20℃)
Bending radius: Flexible applicatin:20 x cable diameter
Fixed installation:6 x cable diameter
Temperature range: Flexible application: –10℃ to +80℃
Fixed installation: –40℃ to +80℃
Burning behavior: Self–extinguishing &flame–retardant acc. to VW–1,FT1

Remarks

** represent the core colour

JZ code：01 OZ code：02
JB code：03 OB code：04

Part No.	Cores No.+area (AWG)	Approx. Diameter (mm)	Approx. Weight (kg/km)	Rated voltage
922U 00020 04 **	4 x 20 AWG	8.6	98.3	1000V
922U 00019 04 **	4 x 19 AWG	8.9	106.9	1000V
922U 00018 04 **	4 x 18 AWG	9.3	120.0	1000V
922U 00016 04 **	4 x 16 AWG	10.2	150.1	1000V
922U 00014 04 **	4 x 14 AWG	11.3	195.8	1000V
922U 00012 04 **	4 X 12 AWG	12.6	262.3	1000V
922U 00010 04 **	4 X 10 AWG	14.4	364.3	1000V
922U 00008 04 **	4 x 8 AWG	18.9	594.1	1000V
922U 00006 04 **	4 X 6 AWG	25.3	958.2	1000V
922U 00004 04 **	4 X 4 AWG	29.8	1388.5	1000V
922U 00002 04 **	4 X 2 AWG	33.3	1960.6	1000V
922U 00001 04 **	4 x 1 AWG	38.9	2560.0	1000V
922U 00101 04 **	4 x 1/0 AWG	41.9	3088.9	1000V
922U 00201 04 **	4 x 2/0 AWG	45.0	3730.6	1000V
922U 00301 04 **	4 x 3/0 AWG	48.9	4542.4	1000V
922U 02020 06 **	4 x 20 AWG + (2 x 20 AWG)	11.1	163.3	1000V
922U 02020 08 **	4 x 20 AWG + 2 x (2 x 20 AWG)	11.3	171.9	1000V
922U 01920 06 **	4 x 19 AWG + (2 x 20 AWG)	12.6	221.1	1000V
922U 01920 08 **	4 x 19 AWG + 2 x (2 x 20 AWG)	12.7	228.9	1000V
922U 01819 06 **	4 x 18 AWG + (2 x 19 AWG)	13.1	246.5	1000V
922U 01819 08 **	4 x 18 AWG + 2 x (2 x 19 AWG)	13.5	267.5	1000V
922U 01619 06 **	4 x 16 AWG + (2 x 19 AWG)	13.7	275.4	1000V
922U 01618 06 **	4 x 16 AWG + (2x 18 AWG)	14.1	293.1	1000V
922U 01616 06 **	4 x 16 AWG + (2 x 16 AWG)	14.8	334.6	1000V
922U 01619 08 **	4 x 16 AWG + 2 x (2 x 19 AWG)	14.9	342.7	1000V
922U 01618 08 **	4 x 16 AWG + 2 x (2 x 18 AWG)	15.3	362.0	1000V
922U 01616 08 **	4 x 16 AWG + 2 x (2 x 16 AWG)	16.3	437.1	1000V
922U 01419 06 **	4 x 14 AWG + (2 x 19 AWG)	16.5	449.6	1000V
922U 01418 06 **	4 x 14 AWG + (2 x 18 AWG)	17.0	465.7	1000V
922U 01416 06 **	4 x 14 AWG + (2 x 16 AWG)	20.4	667.9	1000V
922U 01419 08 **	4 x 14 AWG + 2 x(2 x 19 AWG)	20.6	676.6	1000V
922U 01418 08 **	4 x 14 AWG + 2 x (2 x 18 AWG)	21.0	695.9	1000V
922U 01416 08 **	4 x 14 AWG + 2 x (2 x 16 AWG)	27.1	1081.5	1000V
922U 01219 06 **	4 X 12 AWG + (2 x 19 AWG)	30.8	1490.7	1000V
922U 01218 06 **	4 X 12 AWG + (2 x 18 AWG)	33.9	2058.4	1000V
922U 01216 06 **	4 X 12 AWG + (2 x 16 AWG)	39.0	2647.6	1000V
922U 01219 08 **	4 X 12 AWG + 2 x (2 x 19 AWG)	41.7	3169.3	1000V
922U 01218 08 **	4 X 12 AWG + 2 x (2 x 18 AWG)	13.0	221.3	1000V
922U 01216 08 **	4 X 12 AWG + 2 x (2 x 16 AWG)	13.3	236.2	1000V
922U 01019 06 **	4 X 10 AWG + (2 x 19 AWG)	14.5	281.6	1000V
922U 01018 06 **	4 X 10 AWG + (2 x 18 AWG)	14.9	299.9	1000V
922U 01016 06 **	4 X 10 AWG + (2 x 16 AWG)	15.6	335.0	1000V
922U 01019 08 **	4 X 10 AWG + 2 x (2 x 19 AWG)	15.4	330.8	1000V
922U 01018 08 **	4 X 10 AWG + 2 x (2 x 18 AWG)	15.8	346.6	1000V
922U 01016 08 **	4 X 10 AWG + 2 x (2 x 16 AWG)	16.6	384.0	1000V
922U 00819 06 **	4 X 8 AWG + (2 x 19 AWG)	16.7	400.0	1000V
922U 00818 06 **	4 X 8 AWG + (2 x 18 AWG)	17.1	416.1	1000V
922U 00816 06 **	4 X 8 AWG + (2 x 16 AWG)	17.7	452.1	1000V
922U 00819 08 **	4 X 8 AWG + 2 x (2 x 19 AWG)	18.1	502.5	1000V
922U 00818 08 **	4 X 8 AWG + 2 x (2 x 18 AWG)	18.5	518.9	1000V
922U 00816 08 **	4 X 8 AWG + 2 x (2 x 16 AWG)	19.2	555.5	1000V
922U 00616 06 **	4 X 6 AWG + (2 x 16 AWG)	21.8	730.2	1000V
922U 00616 08 **	4 X 6 AWG + 2 x (2 x 16 AWG)	22.2	747.3	1000V
922U 00416 06 **	4 X 4 AWG + (2 x 16 AWG)	28.5	1155.7	1000V
922U 00416 08 **	4 X 4 AWG + 2 x (2 x 16 AWG)	32.0	1574.6	1000V
922U 00216 08 **	4 X 2 AWG + 2 x (2 x 16 AWG)	34.9	2138.6	1000V
922U 00116 08 **	4 x 1 AWG + 2 x (2 x 16 AWG)	39.5	2754.3	1000V
922U 10116 08 **	4 x 1/0 AWG + 2 x (2 x 16 AWG)	42.1	3236.7	1000V

Note: For more customized products of other specifications or special specifications, please call for consultation.

PVC HIGH FLEXIBLE MOTOR–SUPPLY CABLE SHIELDED SERVO–CY–FD 952U 1000V



Application

Cardiffcable SERVO–CY–FD 952U is approved for used in USA and Canada. It is used to connect servo and DNC–motors. It also can be used in EMC–sensitive environments. The increasing demand in industrial automation requires cables with narrow bending radius. Cardiff cable FD series meets this requirement. These high flexible control cables are suitable for shift and bending stresses in machines and machine tool constructions. The long service life is reached by the special construction and compounds. The outer sheath, based on PVC, is largely resistant to acids and oil, it is free of silicone and lacquer damaging substances.

Construction

Insulation: PVC

Insulation colour:

JZ Black core with white numbers and GN/YE

JB Color core and GN/YE

OZ Black core with white numbers

OB Color core

Shield: Tinned copper braid，Shielding density≥85%

Outer sheath: Special PVC compound

Sheath colour: Grey, RAL 7001 / Black, RAL 9005 / Orange, RAL 2003

Technical data

Max speed：2m/s

Max acceleration：20m/s²

Rated voltage: Power cable 600V，1000V；Data cable 300V UL+cUL

Test voltage: Power cable 3000V，4000V；Data cable 1500V

Insulation resistance: ≥20MΩ・km (20℃)

Bending radius: Flexible applicatin:7.5 x cable diameter

Fixed installation:4 x cable diameter

Temperature range: Flexible application: –5℃ to +90℃

Fixed installation: –20℃ to +105℃

Temperature resistant material：

Flexible application: –10℃ to +90℃

Fixed installation: –40℃ to +105℃

Burning behavior: Self–extinguishing &flame–retardant acc. to VW–1,FT1

Approvals: UL 2586

Remarks

** represent the core colour

JZ code：01 OZ code：02

JB code：03 OB code：04

Part No.	Cores No.+area (AWG)	Approx. Diameter (mm)	Approx. Weight (kg/km)	Rated voltage
952U 00020 04 **	4 x 20 AWG	8.6	98.3	1000V
952U 00019 04 **	4 x 19 AWG	8.9	106.9	1000V
952U 00018 04 **	4 x 18 AWG	9.3	120.0	1000V
952U 00016 04 **	4 x 16 AWG	10.2	150.1	1000V
952U 00014 04 **	4 x 14 AWG	11.3	195.8	1000V
952U 00012 04 **	4 X 12 AWG	12.6	262.3	1000V
952U 00010 04 **	4 X 10 AWG	14.4	364.3	1000V
952U 00008 04 **	4 x 8 AWG	18.9	594.1	1000V
952U 00006 04 **	4 X 6 AWG	25.3	958.2	1000V
952U 00004 04 **	4 X 4 AWG	29.8	1388.5	1000V
952U 00002 04 **	4 X 2 AWG	33.3	1960.6	1000V
952U 00001 04 **	4 x 1 AWG	38.9	2560.0	1000V
952U 00101 04 **	4 x 1/0 AWG	41.9	3088.9	1000V
952U 00201 04 **	4 x 2/0 AWG	45.0	3730.6	1000V
952U 00301 04 **	4 x 3/0 AWG	48.9	4542.4	1000V
952U 02020 06 **	4 x 20 AWG + (2 x 20 AWG)	11.1	163.3	1000V
952U 02020 08 **	4 x 20 AWG + 2 x (2 x 20 AWG)	11.3	171.9	1000V
952U 01920 06 **	4 x 19 AWG + (2 x 20 AWG)	12.6	221.1	1000V
952U 01920 08 **	4 x 19 AWG + 2 x (2 x 20 AWG)	12.7	228.9	1000V
952U 01819 06 **	4 x 18 AWG + (2 x 19 AWG)	13.1	246.5	1000V
952U 01819 08 **	4 x 18 AWG + 2 x (2 x 19 AWG)	13.5	267.5	1000V
952U 01619 06 **	4 x 16 AWG + (2 x 19 AWG)	13.7	275.4	1000V
952U 01618 06 **	4 x 16 AWG + (2x 18 AWG)	14.1	293.1	1000V
952U 01616 06 **	4 x 16 AWG + (2 x 16 AWG)	14.8	334.6	1000V
952U 01619 08 **	4 x 16 AWG + 2 x (2 x 19 AWG)	14.9	342.7	1000V
952U 01618 08 **	4 x 16 AWG + 2 x (2 x 18 AWG)	15.3	362.0	1000V
952U 01616 08 **	4 x 16 AWG + 2 x (2 x 16 AWG)	16.3	437.1	1000V
952U 01419 06 **	4 x 14 AWG + (2 x 19 AWG)	16.5	449.6	1000V
952U 01418 06 **	4 x 14 AWG + (2 x 18 AWG)	17.0	465.7	1000V
952U 01416 06 **	4 x 14 AWG + (2 x 16 AWG)	20.4	667.9	1000V
952U 01419 08 **	4 x 14 AWG + 2 x(2 x 19 AWG)	20.6	676.6	1000V
952U 01418 08 **	4 x 14 AWG + 2 x (2 x 18 AWG)	21.0	695.9	1000V
952U 01416 08 **	4 x 14 AWG + 2 x (2 x 16 AWG)	27.1	1081.5	1000V
952U 01219 06 **	4 X 12 AWG + (2 x 19 AWG)	30.8	1490.7	1000V
952U 01218 06 **	4 X 12 AWG + (2 x 18 AWG)	33.9	2058.4	1000V
952U 01216 06 **	4 X 12 AWG + (2 x 16 AWG)	39.0	2647.6	1000V
952U 01219 08 **	4 X 12 AWG + 2 x (2 x 19 AWG)	41.7	3169.3	1000V
952U 01218 08 **	4 X 12 AWG + 2 x (2 x 18 AWG)	13.0	221.3	1000V
952U 01216 08 **	4 X 12 AWG + 2 x (2 x 16 AWG)	13.3	236.2	1000V
952U 01019 06 **	4 X 10 AWG + (2 x 19 AWG)	14.5	281.6	1000V
952U 01018 06 **	4 X 10 AWG + (2 x 18 AWG)	14.9	299.9	1000V
952U 01016 06 **	4 X 10 AWG + (2 x 16 AWG)	15.6	335.0	1000V
952U 01019 08 **	4 X 10 AWG + 2 x (2 x 19 AWG)	15.4	330.8	1000V
952U 01018 08 **	4 X 10 AWG + 2 x (2 x 18 AWG)	15.8	346.6	1000V
952U 01016 08 **	4 X 10 AWG + 2 x (2 x 16 AWG)	16.6	384.0	1000V
952U 00819 06 **	4 X 8 AWG + (2 x 19 AWG)	16.7	400.0	1000V
952U 00818 06 **	4 X 8 AWG + (2 x 18 AWG)	17.1	416.1	1000V
952U 00816 06 **	4 X 8 AWG + (2 x 16 AWG)	17.7	452.1	1000V
952U 00819 08 **	4 X 8 AWG + 2 x (2 x 19 AWG)	18.1	502.5	1000V
952U 00818 08 **	4 X 8 AWG + 2 x (2 x 18 AWG)	18.5	518.9	1000V
952U 00816 08 **	4 X 8 AWG + 2 x (2 x 16 AWG)	19.2	555.5	1000V
952U 00616 06 **	4 X 6 AWG + (2 x 16 AWG)	21.8	730.2	1000V
952U 00616 08 **	4 X 6 AWG + 2 x (2 x 16 AWG)	22.2	747.3	1000V
952U 00416 06 **	4 X 4 AWG + (2 x 16 AWG)	28.5	1155.7	1000V
952U 00416 08 **	4 X 4 AWG + 2 x (2 x 16 AWG)	32.0	1574.6	1000V
952U 00216 08 **	4 X 2 AWG + 2 x (2 x 16 AWG)	34.9	2138.6	1000V
952U 00116 08 **	4 x 1 AWG + 2 x (2 x 16 AWG)	39.5	2754.3	1000V
952U 10116 08 **	4 x 1/0 AWG + 2 x (2 x 16 AWG)	42.1	3236.7	1000V

Note: For more customized products of other specifications or special specifications, please call for consultation.

PUR HIGH FLEXIBLE MOTOR–SUPPLY CABLE SHIELDED SERVO–CP–FD 962U 1000V



Application

Cardiffcable SERVO–CP–FD 962U is approved for used in USA and Canada. It is used to connect servo and DNC–motors. It also can be used in EMC–sensitive environments. The increasing demand in industrial automation requires cables with narrow bending radius. Cardiff cable FD series meets this requirement. These high flexible control cables are suitable for shift and bending stresses in machines and machine tool constructions. The long service life is reached by the special construction and compounds. The PUR outer sheath, fulfils the highest oil resistance and chemical resistance. It is an extremely robust control cable with high abrasion and tear resistant properties. Suitable for outdoor use.

Construction

Insulation: PVC

Insulation colour:

JZ Black core with white numbers and GN/YE

JB Color core and GN/YE

OZ Black core with white numbers

OB Color core

Shield: Tinned copper braid，Shielding density≥85%

Outer sheath: PUR

Sheath colour: Grey, RAL 7001 / Black, RAL 9005 / Orange, RAL 2003

Technical data

Max speed：2m/s

Max acceleration：20m/s²

Rated voltage: Power cable 600V，1000V；Data cable 300V UL+cUL

Test voltage: Power cable 3000V，4000V；Data cable 1500V

Insulation resistance: ≥20MΩ・km (20℃)

Bending radius: Flexible applicatin:7.5 x cable diameter

Fixed installation:5 x cable diameter

Temperature range: Flexible application: –10℃ to +70℃

Fixed installation: –40℃ to +80℃

Burning behavior: Self–extinguishing &flame–retardant acc. to VW–1,FT1

Remarks

** represent the core colour

JZ code：01　　OZ code：02

JB code：03　　OB code：04

Part No.	Cores No.+area (AWG)	Approx. Diameter (mm)	Approx. Weight (kg/km)	Rated voltage
962U 00020 04 **	4 x 20 AWG	8.6	98.3	1000V
962U 00019 04 **	4 x 19 AWG	8.9	106.9	1000V
962U 00018 04 **	4 x 18 AWG	9.3	120.0	1000V
962U 00016 04 **	4 x 16 AWG	10.2	150.1	1000V
962U 00014 04 **	4 x 14 AWG	11.3	195.8	1000V
962U 00012 04 **	4 X 12 AWG	12.6	262.3	1000V
962U 00010 04 **	4 X 10 AWG	14.4	364.3	1000V
962U 00008 04 **	4 x 8 AWG	18.9	594.1	1000V
962U 00006 04 **	4 X 6 AWG	25.3	958.2	1000V
962U 00004 04 **	4 X 4 AWG	29.8	1388.5	1000V
962U 00002 04 **	4 X 2 AWG	33.3	1960.6	1000V
962U 00001 04 **	4 x 1 AWG	38.9	2560.0	1000V
962U 00101 04 **	4 x 1/0 AWG	41.9	3088.9	1000V
962U 00201 04 **	4 x 2/0 AWG	45.0	3730.6	1000V
962U 00301 04 **	4 x 3/0 AWG	48.9	4542.4	1000V
962U 02020 06 **	4 x 20 AWG + (2 x 20 AWG)	11.1	163.3	1000V
962U 02020 08 **	4 x 20 AWG + 2 x (2 x 20 AWG)	11.3	171.9	1000V
962U 01920 06 **	4 x 19 AWG + (2 x 20 AWG)	12.6	221.1	1000V
962U 01920 08 **	4 x 19 AWG + 2 x (2 x 20 AWG)	12.7	228.9	1000V
962U 01819 06 **	4 x 18 AWG + (2 x 19 AWG)	13.1	246.5	1000V
962U 01819 08 **	4 x 18 AWG + 2 x (2 x 19 AWG)	13.5	267.5	1000V
962U 01619 06 **	4 x 16 AWG + (2 x 19 AWG)	13.7	275.4	1000V
962U 01618 06 **	4 x 16 AWG + (2x 18 AWG)	14.1	293.1	1000V
962U 01616 06 **	4 x 16 AWG + (2 x 16 AWG)	14.8	334.6	1000V
962U 01619 08 **	4 x 16 AWG + 2 x (2 x 19 AWG)	14.9	342.7	1000V
962U 01618 08 **	4 x 16 AWG + 2 x (2 x 18 AWG)	15.3	362.0	1000V
962U 01616 08 **	4 x 16 AWG + 2 x (2 x 16 AWG)	16.3	437.1	1000V
962U 01419 06 **	4 x 14 AWG + (2 x 19 AWG)	16.5	449.6	1000V
962U 01418 06 **	4 x 14 AWG + (2 x 18 AWG)	17.0	465.7	1000V
962U 01416 06 **	4 x 14 AWG + (2 x 16 AWG)	20.4	667.9	1000V
962U 01419 08 **	4 x 14 AWG + 2 x(2 x 19 AWG)	20.6	676.6	1000V
962U 01418 08 **	4 x 14 AWG + 2 x (2 x 18 AWG)	21.0	695.9	1000V
962U 01416 08 **	4 x 14 AWG + 2 x (2 x 16 AWG)	27.1	1081.5	1000V
962U 01219 06 **	4 X 12 AWG + (2 x 19 AWG)	30.8	1490.7	1000V
962U 01218 06 **	4 X 12 AWG + (2 x 18 AWG)	33.9	2058.4	1000V
962U 01216 06 **	4 X 12 AWG + (2 x 16 AWG)	39.0	2647.6	1000V
962U 01219 08 **	4 X 12 AWG + 2 x (2 x 19 AWG)	41.7	3169.3	1000V
962U 01218 08 **	4 X 12 AWG + 2 x (2 x 18 AWG)	13.0	221.3	1000V
962U 01216 08 **	4 X 12 AWG + 2 x (2 x 16 AWG)	13.3	236.2	1000V
962U 01019 06 **	4 X 10 AWG + (2 x 19 AWG)	14.5	281.6	1000V
962U 01018 06 **	4 X 10 AWG + (2 x 18 AWG)	14.9	299.9	1000V
962U 01016 06 **	4 X 10 AWG + (2 x 16 AWG)	15.6	335.0	1000V
962U 01019 08 **	4 X 10 AWG + 2 x (2 x 19 AWG)	15.4	330.8	1000V
962U 01018 08 **	4 X 10 AWG + 2 x (2 x 18 AWG)	15.8	346.6	1000V
962U 01016 08 **	4 X 10 AWG + 2 x (2 x 16 AWG)	16.6	384.0	1000V
962U 00819 06 **	4 X 8 AWG + (2 x 19 AWG)	16.7	400.0	1000V
962U 00818 06 **	4 X 8 AWG + (2 x 18 AWG)	17.1	416.1	1000V
962U 00816 06 **	4 X 8 AWG + (2 x 16 AWG)	17.7	452.1	1000V
962U 00819 08 **	4 X 8 AWG + 2 x (2 x 19 AWG)	18.1	502.5	1000V
962U 00818 08 **	4 X 8 AWG + 2 x (2 x 18 AWG)	18.5	518.9	1000V
962U 00816 08 **	4 X 8 AWG + 2 x (2 x 16 AWG)	19.2	555.5	1000V
962U 00616 06 **	4 X 6 AWG + (2 x 16 AWG)	21.8	730.2	1000V
962U 00616 08 **	4 X 6 AWG + 2 x (2 x 16 AWG)	22.2	747.3	1000V
962U 00416 06 **	4 X 4 AWG + (2 x 16 AWG)	28.5	1155.7	1000V
962U 00416 08 **	4 X 4 AWG + 2 x (2 x 16 AWG)	32.0	1574.6	1000V
962U 00216 08 **	4 X 2 AWG + 2 x (2 x 16 AWG)	34.9	2138.6	1000V
962U 00116 08 **	4 x 1 AWG + 2 x (2 x 16 AWG)	39.5	2754.3	1000V
962U 10116 08 **	4 x 1/0 AWG + 2 x (2 x 16 AWG)	42.1	3236.7	1000V

Note: For more customized products of other specifications or special specifications, please call for consultation.

PVC SENSOR CABLE SENSOR–CY 916U 300V



Application

Cardiffcable SENSOR–CY 916U is approved for used in USA and Canada. It is used for data and signal transmission for machine and equipment. It also can be used in EMC–sensitive environments. Synchronized twisted core pair lengths cause minimum coupling values. The copper shield protects against any electrical interference. The outer sheath, based on PVC, is largely resistant to acids and oil, it is free of silicone and lacquer damaging substances.

Construction

Conductor: fine strands of bare copper, acc. to UL 758
Insulation: PVC
Core stranding: Short pitch stranding.
Insulation colour: Twinning， Acc. to DIN 47100
OZ Black core with white numbers
OB Color core
Shield: Tinned copper braid，Shielding density≥85%
Outer sheath: Special PVC compound
Sheath colour: Grey, RAL 7001 / Black, RAL 9005 / Green, RAL 6018

Technical data

Rated voltage: 300V
Test voltage: 1500V
Insulation resistance: ≥10MΩ・km (20℃)
Bending radius: Flexible applicatin:15 x cable diameter
Fixed installation: 4 x cable diameter
Temperature range: Flexible application: –5℃ to +80℃
Fixed installation: –20℃ to +80℃
Temperature resistant material:
Flexible application: –10℃ to +80℃
Fixed installation: –40℃ to +80℃
Burning behavior: Self–extinguishing &flame–retardant acc. To VW–1, FT1
Approvals: UL 2464

Remarks

** represent the core colour
OZ code：02
OB code：04

Part No.	Cores No.+area (AWG)	Approx. Diameter (mm)	Approx. Weight (kg/km)
916U 0026 004 **	2 x 2 x 26AWG	5.5	36.2
916U 0026 006 **	3 x 2 x 26AWG	6.0	45.3
916U 0026 008 **	4 x 2 x 26AWG	6.4	53.2
916U 0026 010 **	5 x 2 x 26AWG	6.9	61.4
916U 0026 012 **	6 x 2 x 26AWG	7.6	73.1
916U 0026 014 **	7 x 2 x 26AWG	8.2	81.7
916U 0026 016 **	8 x 2 x 26AWG	8.9	94.4
916U 0026 018 **	9 x 2 x 26AWG	9.4	103.3
916U 0026 020 **	10 x 2 x 26AWG	10.0	112.3
916U 0026 022 **	11 x 2 x 26AWG	9.8	115.9
916U 0026 024 **	12 x 2 x 26AWG	9.8	120.6
916U 0024 004 **	2 x 2 x 24AWG	6.2	47.1
916U 0024 006 **	3 x 2 x 24AWG	6.5	56.4
916U 0024 008 **	4 x 2 x 24AWG	7.0	67.1
916U 0024 010 **	5 x 2 x 24AWG	7.8	81.7
916U 0024 012 **	6 x 2 x 24AWG	8.4	93.3
916U 0024 014 **	7 x 2 x 24AWG	9.2	108.9
916U 0024 016 **	8 x 2 x 24AWG	9.8	121.0
916U 0024 018 **	9 x 2 x 24AWG	10.6	137.6
916U 0024 020 **	10 x 2 x 24AWG	11.3	150.0
916U 0024 022 **	11 x 2 x 24AWG	11.1	155.7
916U 0024 024 **	12 x 2 x 24AWG	11.1	162.9
916U 0022 004 **	2 x 2 x 22AWG	6.5	52.7
916U 0022 006 **	3 x 2 x 22AWG	6.9	63.8
916U 0022 008 **	4 x 2 x 22AWG	7.6	79.9
916U 0022 010 **	5 x 2 x 22AWG	8.2	93.3
916U 0022 012 **	6 x 2 x 22AWG	9.1	110.9
916U 0022 014 **	7 x 2 x 22AWG	9.7	124.9
916U 0022 016 **	8 x 2 x 22AWG	10.6	143.7
916U 0022 018 **	9 x 2 x 22AWG	11.3	158.0
916U 0022 020 **	10 x 2 x 22AWG	12.1	177.8
916U 0022 022 **	11 x 2 x 22AWG	12.0	185.1
916U 0022 024 **	12 x 2 x 22AWG	12.0	193.9
916U 0020 004 **	2 x 2 x 20AWG	7.9	74.5
916U 0020 006 **	3 x 2 x 20AWG	8.3	91.6
916U 0020 008 **	4 x 2 x 20AWG	9.2	114.8
916U 0020 010 **	5 x 2 x 20AWG	10.0	134.9
916U 0020 012 **	6 x 2 x 20AWG	11.1	160.1
916U 0020 014 **	7 x 2 x 20AWG	12.1	186.3
916U 0020 016 **	8 x 2 x 20AWG	12.9	207.6
916U 0020 018 **	9 x 2 x 20AWG	14.0	235.2
916U 0020 020 **	10 x 2 x 20AWG	15.1	263.6
916U 0020 022 **	11 x 2 x 20AWG	14.8	275.3
916U 0020 024 **	12 x 2 x 20AWG	14.8	289.2
916U 0019 004 **	2 x 2 x 19AWG	8.5	89.7
916U 0019 006 **	3 x 2 x 19AWG	9.2	116.3
916U 0019 008 **	4 x 2 x 19AWG	10.0	141.7
916U 0019 010 **	5 x 2 x 19AWG	11.1	172.6
916U 0019 012 **	6 x 2 x 19AWG	12.2	204.7
916U 0019 014 **	7 x 2 x 19AWG	13.3	237.9
916U 0019 016 **	8 x 2 x 19AWG	14.3	265.7
916U 0019 018 **	9 x 2 x 19AWG	15.5	300.4
916U 0019 020 **	10 x 2 x 19AWG	16.6	336.1
916U 0019 022 **	11 x 2 x 19AWG	16.4	352.6
916U 0019 024 **	12 x 2 x 19AWG	16.4	371.7
916U 0018 004 **	2 x 2 x 18AWG	9.3	108.3
916U 0018 006 **	3 x 2 x 18AWG	9.8	136.6
916U 0018 008 **	4 x 2 x 18AWG	10.9	172.5
916U 0016 002 **	2 x 2 x 16AWG	12.0	166.2
916U 0016 006 **	3 x 2 x 16AWG	12.6	211.5
916U 2220 012 **	(4x2x22 AWG+4x20 AWG)	8.9	78.0
916U 2624 018 04	(3x2x26 AWG+4x26 AWG+4x24 AWG+2x20 AWG)	12.9	195.0
916U 2620 012 04	(3x2x26 AWG+4x26 AWG+2x20 AWG)	8.6	66.0
916U 2620 010 04	(4x2x26 AWG+4x20 AWG)	8.8	50.0

Note: For more customized products of other specifications or special specifications, please call for consultation.

PVC HIGH FLEXIBLE SENSOR CABLE SENSOR–CY–FD 918U 300V



Application

Cardiffcable SENSOR–CY–FD 918U is approved for used in USA and Canada. It is used for data and signal transmission for machine and equipment. It also can be used in EMC–sensitive environments. Synchronized twisted core pair lengths cause minimum coupling values. The copper shield protects against any electrical interference. The increasing demand in industrial automation requires cables with narrow bending radius. Cardiff cable FD series meets this requirement. These high flexible control cables are suitable for shift and bending stresses in machines and machine tool constructions. The long service life is reached by the special construction and compounds. The outer sheath, based on PVC, is largely resistant to acids and oil, it is free of silicone and lacquer damaging substances.

Construction

Conductor: fine strands of bare copper, acc. to UL 758
Insulation: PVC
Core stranding: Short pitch stranding.
Insulation colour: Twinning， Acc. to DIN 47100
OZ Black core with white numbers
OB Color core
Shield: Tinned copper braid，Shielding density≥85%
Outer sheath: Special PVC compound
Sheath colour: Grey, RAL 7001 / Black, RAL 9005 / Green, RAL 6018

Technical data

Max speed：2m/s
Max acceleration：20m/s²
Rated voltage: 300V
Test voltage: 1500V
Insulation resistance: ≥10MΩ・km (20℃)
Bending radius: Flexible applicatin:7.5 x cable diameter
Fixed installation: 4 x cable diameter
Temperature range: Flexible application: –5℃ to +80℃
Fixed installation: –20℃ to +80℃
Temperature resistant material：
Flexible application: –10℃ to +80℃
Fixed installation: –40℃ to +80℃
Burning behavior: Self–extinguishing &flame–retardant acc. To VW–1, Ft1
Approvals: UL 2464

Remarks

** represent the core colour

JZ code：01　　OZ code：02
JB code：03　　OB code：04

Part No.	Cores No.+area (AWG)	Approx. Diameter (mm)	Approx. Weight (kg/km)
918U 0026 004 **	2 x 2 x 26AWG	6.3	45.7
918U 0026 006 **	3 x 2 x 26AWG	6.7	53.8
918U 0026 008 **	4 x 2 x 26AWG	7.3	64.8
918U 0026 010 **	5 x 2 x 26AWG	8.0	76.5
918U 0026 012 **	6 x 2 x 26AWG	8.7	88.8
918U 0026 014 **	7 x 2 x 26AWG	9.4	101.4
918U 0026 016 **	8 x 2 x 26AWG	10.1	114.6
918U 0026 018 **	9 x 2 x 26AWG	10.9	128.0
918U 0026 020 **	10 x 2 x 26AWG	11.6	141.8
918U 0026 022 **	11 x 2 x 26AWG	11.4	145.5
918U 0026 024 **	12 x 2 x 26AWG	11.4	151.3
918U 0024 004 **	2 x 2 x 24AWG	6.7	51.0
918U 0024 006 **	3 x 2 x 24AWG	7.1	61.6
918U 0024 008 **	4 x 2 x 24AWG	7.7	74.6
918U 0024 010 **	5 x 2 x 24AWG	8.5	88.5
918U 0024 012 **	6 x 2 x 24AWG	9.2	103.0
918U 0024 014 **	7 x 2 x 24AWG	10.0	117.9
918U 0024 016 **	8 x 2 x 24AWG	10.8	133.4
918U 0024 018 **	9 x 2 x 24AWG	11.6	149.2
918U 0024 020 **	10 x 2 x 24AWG	12.4	165.5
918U 0024 022 **	11 x 2 x 24AWG	12.2	170.4
918U 0024 024 **	12 x 2 x 24AWG	12.2	177.8
918U 0022 004 **	2 x 2 x 22AWG	7.2	61.6
918U 0022 006 **	3 x 2 x 22AWG	7.7	75.5
918U 0022 008 **	4 x 2 x 22AWG	8.4	92.3
918U 0022 010 **	5 x 2 x 22AWG	9.3	110.2
918U 0022 012 **	6 x 2 x 22AWG	10.1	128.8
918U 0022 014 **	7 x 2 x 22AWG	11.0	147.9
918U 0022 016 **	8 x 2 x 22AWG	11.9	167.7
918U 0022 018 **	9 x 2 x 22AWG	12.8	187.9
918U 0022 020 **	10 x 2 x 22AWG	13.7	208.7
918U 0022 022 **	11 x 2 x 22AWG	13.4	216.0
918U 0022 024 **	12 x 2 x 22AWG	13.4	226.2
918U 0020 004 **	2 x 2 x 20AWG	8.0	76.1
918U 0020 006 **	3 x 2 x 20AWG	8.5	95.0
918U 0020 008 **	4 x 2 x 20AWG	9.3	117.2
918U 0020 010 **	5 x 2 x 20AWG	10.2	140.7
918U 0020 012 **	6 x 2 x 20AWG	11.2	165.1
918U 0020 014 **	7 x 2 x 20AWG	12.2	190.2
918U 0020 016 **	8 x 2 x 20AWG	13.2	216.1
918U 0020 018 **	9 x 2 x 20AWG	14.2	242.6
918U 0020 020 **	10 x 2 x 20AWG	15.2	269.7
918U 0020 022 **	11 x 2 x 20AWG	14.9	280.7
918U 0020 024 **	12 x 2 x 20AWG	14.9	295.1
918U 0019 004 **	2 x 2 x 19AWG	8.4	85.5
918U 0019 006 **	3 x 2 x 19AWG	8.9	107.6
918U 0019 008 **	4 x 2 x 19AWG	9.8	133.4
918U 0019 010 **	5 x 2 x 19AWG	10.8	160.6
918U 0019 012 **	6 x 2 x 19AWG	11.8	188.8
918U 0019 014 **	7 x 2 x 19AWG	12.8	217.9
918U 0019 016 **	8 x 2 x 19AWG	13.9	247.8
918U 0019 018 **	9 x 2 x 19AWG	15.0	278.3
918U 0019 020 **	10 x 2 x 19AWG	16.0	309.6
918U 0019 022 **	11 x 2 x 19AWG	15.8	323.1
918U 0018 004 **	2 x 2 x 18AWG	8.9	97.6
918U 0018 006 **	3 x 2 x 18AWG	9.5	124.0
918U 0018 008 **	4 x 2 x 18AWG	10.4	154.5
918U 0016 004 **	2 x 2 x 16AWG	10.0	127.8
918U 0016 006 **	3 x 2 x 16AWG	10.7	165.1
918U 2220 012 **	(4x2x22 AWG+4x20 AWG)	8.9	78.0
918U 2624 018 04	(3x2x26 AWG+4x26 AWG+4x24 AWG+2x20 AWG)	12.9	195.0
918U 2620 012 04	(3x2x26 AWG+4x26 AWG+2x20 AWG)	8.6	66.0
918U 2620 010 04	(4x2x26 AWG+4x20 AWG)	8.8	50.0

Note: For more customized products of other specifications or special specifications, please call for consultation.

UL&cUL PVC SINGLE WIRE UL 1007
301U 300V 80℃



Part No.	Cores No.+area (AWG)	Approx. Diameter (mm)	Approx. Weight (kg/km)
301U 00026 ***	26 AWG	1.3	2.9
301U 00024 ***	24 AWG	1.4	3.9
301U 00022 ***	22 AWG	1.6	5.3
301U 00020 ***	20 AWG	1.8	7.4
301U 00018 ***	18 AWG	2.0	11.2
301U 00016 ***	16 AWG	2.3	16.2

Note: For more customized products of other specifications or special specifications, please call for consultation.

Application

Cardiffcable UL 1007 301U can be widely used in internal wiring of electrical appliances. The high flexibility of this cable makes it easy to install.

Construction

Conductor: fine strands of bare copper, acc. To UL 758.
Insulation: Special PVC compound
Insulation colour: According to the RAL or Cardiffcable’s standard.

Technical data

Rated voltage:300V UL+cUL
Test voltage: 2000V
Bending radius: < 6AWG: 4 x cable diameter
≥ 6AWG: 8 x cable diameter
Insulation resistance: ≥20MΩ・km (20℃)
Temperature range: Flexible application: −5℃ to +80℃
Fixed installation: −20℃ to +80℃
Burning behavior: Self−extinguishing &flame−retardant acc. to VW−1,FT1

Remarks

** represent the core colour

000 Green/Yellow	001 Black	002 Blue	003 Brown	004 Red
005 White	006 Grey	007 Purple	008 Pink	009 Orange
010 Transparent	011 Yellow	012 Green	013 Dark Blue	

UL&cUL PVC SINGLE WIRE UL 1015 303U 600V 105℃



Application

Cardiffcable UL 1015 303U can be used in internal wiring of electrical appliances. The high flexibility of this cable makes it easy to install.

Construction

Conductor: fine strands of bare copper, acc. To UL 758.
Insulation: Special PVC compound
Insulation colour: According to the RAL or Cardiffcable’s standard.

Technical data

Rated voltage:600V UL+cUL
Test voltage: 3000V
Bending radius: < 6AWG： 4 x cable diameter
⩾ 6AWG： 8 x cable diameter
Insulation resistance: ⩾20MΩ・km (20℃)
Temperature range: Flexible application: −5℃ to +105℃
Fixed installation: −20℃ to +105℃
Burning behavior: Self−extinguishing &flame−retardant acc. to VW−1,FT1

Remarks

** represent the core colour

000 Green/Yellow	001 Black	002 Blue	003 Brown	004 Red
005 White	006 Grey	007 Purple	008 Pink	009 Orange
010 Transparent	011 Yellow	012 Green	013 Dark Blue	

Part No.	Cores No.+area (AWG)	Approx. Diameter (mm)	Approx. Weight (kg/km)
303U 00026 ***	26 AWG	2.1	6.1
303U 00024 ***	24 AWG	2.2	7.3
303U 00022 ***	22 AWG	2.4	8.9
303U 00020 ***	20 AWG	2.6	11.4
303U 00018 ***	18 AWG	2.8	15.5
303U 00016 ***	16 AWG	3.1	21.3
303U 00014 ***	14 AWG	3.5	30.0
303U 00012 ***	12 AWG	4.0	43.6
303U 00010 ***	10 AWG	4.6	63.8
303U 00008 ***	8 AWG	6.2	106.9
303U 00006 ***	6 AWG	7.9	173.6
303U 00004 ***	4 AWG	9.8	262.8
303U 00002 ***	2 AWG	11.8	419.8
303U 00001 ***	1 AWG	13.9	531.5
303U 00201 ***	2/0 AWG	16.2	770.0
303U 00301 ***	3/0 AWG	17.9	979.9
303U 00401 ***	4/0 AWG	19.8	1247.1
303U 00250 ***	250 MCM	21.5	1378.3
303U 00350 ***	350 MCM	22.4	1618.4
303U 00450 ***	450 MCM	23.7	1870.5

Note: For more customized products of other specifications or special specifications, please call for consultation.

BUS CABLES
CAN BUS (PVC) 318 / (PUR) 319



Application

Cardiffcable CAN BUS is applied to industrial CAN fieldbus communication system. Suitable for fixed or mobile installation of indoor and outdoor grooves or sleeves.

Characteristic

Integral Al/mylar wrapping, tinned copper braid shielding has excellent anti–electromagnetic interference performance.

PVC sheath has flame retardant and oil–proof properties.

PUR sheath has excellent mechanical properties, wear resistance, oil resistance, acid and alkali resistance, hydrolysis resistance, corrosion resistance, ultraviolet protection, suitable for complex and harsh environment.

Construction

Conductor: Fine strands of bare copper
Insulation: Foam–skin–PE
Insulated core structure: Twisted Pair
Shield: Integral Al/mylar wrapping, tinned copper braid
Outer sheath: Flame retardant PVC or PUR
Sheath colour: Purple / Black / Grey

Technical data

Characteristic impedance : 120 ± 12 Ω
Rated voltage: 300V
Test voltage: 1000V
Insulation resistance: ≤ 44 Ω · km (20℃)
Bending radius: Flexible applicatin:15 x cable diameter
Fixed installation: 8 x cable diameter
Temperature range: Flexible application: –10℃ to +70℃
Fixed installation: –40℃ to +80℃
Burning behavior: Self–extinguishing &flame–retardant acc. to IEC 60332–1

Part No.	Name	Cores No.+area (mm²)	Approx. Diameter (mm)	Approx. Weight (kg/km)
318 0022 002	CAN BUS (PVC)	1x2x0.22	5.60	42.00
318 0022 004	CAN BUS (PVC)	2x2x0.22	7.50	68.00
318 0034 002	CAN BUS (PVC)	1x2x0.34	6.80	55.00
318 0034 004	CAN BUS (PVC)	2x2x0.34	8.50	88.00
318 0050 002	CAN BUS (PVC)	1x2x0.5	7.50	90.00
318 0050 004	CAN BUS (PVC)	2x2x0.5	9.70	106.00
318 0075 002	CAN BUS (PVC)	1x2x0.75	8.70	108.00
318 0075 004	CAN BUS (PVC)	2x2x0.75	11.50	142.00
319 0025 002	CAN BUS (PUR)	1x2x0.25	6.50	42.00
319 0025 004	CAN BUS (PUR)	2x2x0.25	8.50	73.00
319 0034 002	CAN BUS (PUR)	1x2x0.34	6.80	60.00
319 0034 004	CAN BUS (PUR)	2x2x0.34	9.60	88.00
319 0050 002	CAN BUS (PUR)	1x2x0.5	8.00	75.00
319 0050 004	CAN BUS (PUR)	2x2x0.5	10.80	100.00

Note: For more customized products of other specifications or special specifications, please call for consultation.

BUS CABLES
CC–LINK (PVC) 322 / (PUR) 323



Application

Cardiffcable CC–Link is applied in the field network communication system of CC–Link system. It can process control and data information at high speed to provide efficient and reliable production automation system. Suitable for fixed installation of indoor and outdoor grooves or sleeves.

Characteristic

Integral Al/mylar wrapping, tinned copper braid shielding has excellent anti–electromagnetic interference performance.

PVC sheath has flame retardant and oil–proof properties.

PUR sheath has excellent mechanical properties, wear resistance, oil resistance, acid and alkali resistance, hydrolysis resistance, corrosion resistance, ultraviolet protection, suitable for complex and harsh environment.

Construction

Conductor: Fine strands of bare copper
Insulation: Foam–skin–PE
Insulation colour: White / Yellow / Blue
Shield: Integral Al/mylar wrapping, tinned copper braid
Outer sheath: Flame retardant PVC or PUR
Sheath colour: Brown

Technical data

Characteristic impedance (1MHz) : 110Ω
Rated voltage: 300V
Test voltage: 2000V
Insulation resistance: 11Ω・305m (20℃)
Bending radius: Fixed installation:15 x cable diameter
Temperature range: Fixed installation: –30℃ to +70℃
Burning behavior: Self–extinguishing &flame–retardant acc. to IEC 60332–1

Part No.	Name	Cores No.+area (AWG)	Approx. Diameter (mm)	Approx. Weight (kg/km)
322 0020 003	CC-Link (PVC)	3X20 AWG	7.80	77.00
323 0020 003	CC-Link (PUR)	3X20 AWG	7.80	77.00

Note: For more customized products of other specifications or special specifications, please call for consultation.

BUS CABLES
DEVICENET (PVC) 320 / (PUR) 321



Application

Cardiffcable DeviceNet is applied to ROCKWELL DeviceNet fieldbus system. It is used to connect industrial devices with frequency conversion drive, PLC, switches, etc. Suitable for fixed installation of indoor and outdoor grooves or sleeves.

Characteristic

Integral Al/mylar wrapping, tinned copper braid shielding has excellent anti–electromagnetic interference performance.

2 Twisted pairs, one provides signal transmission and the other one provides power supply.

PVC sheath has flame retardant and oil–proof properties.

PUR sheath has excellent mechanical properties, wear resistance, oil resistance, acid and alkali resistance, hydrolysis resistance, corrosion resistance, ultraviolet protection, suitable for complex and harsh environment.

Construction

Conductor: Fine strands of bare copper
Insulation: PVC (Power line) , Foam–skin–PE (Data wire)
Insulated core structure: Twisted Pair
Insulation colour: Red/Black (Power twisted pair) , Blue/White (Data twisted pair)
Specification: Rough power line: AWG 15 (1.5mm^2) ; Rough data wire: AWG 18 (1.0mm^2)
Fine power line: AWG 22 (0.34mm^2) ; Fine data wire: AWG 24 (0.25mm^2);
Shield: Integral Al/mylar wrapping, tinned copper braid
Outer sheath: Flame retardant PVC or PUR
Sheath colour: Grey / Black / Blue

Technical data

Characteristic impedance: 120Ω
Rated voltage: 300V
Test voltage: 1500V
Bending radius: Flexible applicatin:15 x cable diameter
Fixed installation: 7.5 x cable diameter
Temperature range: PVC sheath: –20℃ to +75℃
PUR sheath: –40℃ to +80℃
Burning behavior: Self–extinguishing &flame–retardant acc. to IEC 60332–1

Part No.	Name	Cores No.+area (AWG)	Approx. Diameter (mm)	Approx. Weight (kg/km)
320 1815 004	DeviceNet 粗缆 (PVC)	1x2x18AWG+1x2x15AWG	12.50	198.00
320 2422 014	DeviceNet 细缆 (PVC)	1x2x24AWG+1x2x22AWG	7.00	70.00
321 1815 004	DeviceNet 粗缆 (PUR)	1x2x18AWG+1x2x15AWG	12.50	198.00
321 2422 004	DeviceNet 细缆 (PUR)	1x2x24AWG+1x2x22AWG	7.00	70.00

Note: For more customized products of other specifications or special specifications, please call for consultation.

BUS CABLES
PROFIBUS DP (PVC) 311 / (PUR) 312



Application

Cardiffcable Profibus DP is applied to Profibus DP system of SIEMENS industrial field bus.
Suitable for indoor and outdoor installation.
Profibus DP hard wire is suitable for fixed installation;
Profibus DP soft cable is suitable for vibration occasions, with good flexibility.

Characteristic

Integral Al/mylar wrapping, tinned copper braid shielding has excellent anti–electromagnetic interference performance.
PVC sheath has flame retardant and oil–proof properties.
PUR sheath has excellent mechanical properties, wear resistance, oil resistance, acid and alkali resistance, hydrolysis resistance, corrosion resistance, ultraviolet protection, suitable for complex and harsh environment.

Construction

Conductor: Solid bare copper or fine strands of bare copper
Insulation: Foam–skin–PE
Insulation colour: Green / Red
Shield: Integral Al/mylar wrapping, tinned copper braid
Outer sheath: Flame retardant PVC or PUR
Sheath colour: Purple / Black

Technical data

Characteristic impedance (F≥3MHz) : 150 ± 15Ω
Rated voltage: 300V
Test voltage: 1000V
Insulation resistance: ≤110Ω・km (20℃)
Bending radius: Flexible applicatin:10 x cable diameter
Fixed installation: 5 x cable diameter
Temperature range: PVC sheath: –30℃ to +70℃
PUR sheath: –40℃ to +80℃
Burning behavior: Self–extinguishing &flame–retardant acc. to IEC 60332–1

Part No.	Name	Cores No.+area (AWG)	Approx. Diameter (mm)	Approx. Weight (kg/km)
311 0022 002	Profibus DP (PVC)	1x2x0.64/1 (22AWG)	8.00	58.00
311 0022 012	Profibus DP flex (PVC)	1x2x0.64/19 (22AWG)	8.00	56.00
312 0022 002	Profibus DP (PUR)	1x2x0.64/1 (22AWG)	8.00	58.00
312 0022 012	Profibus DP flex (PUR)	1x2x0.64/19 (22AWG)	8.00	56.00

Note: For more customized products of other specifications or special specifications, please call for consultation.

BUS CABLE
PROFIBUS PA (PVC) 313 / (PUR) 315



Application

Cardiffcable Profibus PA is applied to SIEMENS industrial field bus Profibus PA process automation system. Suitable for fixed installation of indoor and outdoor grooves or sleeves.
Blue is used in intrinsic safety system.

Characteristic

Integral Al/mylar wrapping, tinned copper braid shielding has excellent anti–electromagnetic interference performance.
PVC sheath has flame retardant and oil–proof properties.
PUR sheath has excellent mechanical properties, wear resistance, oil resistance, acid and alkali resistance, hydrolysis resistance, corrosion resistance, ultraviolet protection, suitable for complex and harsh environment.

Construction

Conductor: Fine strands of bare copper
Insulation: Foam–skin–PE
Insulation colour: Green / Red
Shield: Integral Al/mylar wrapping, tinned copper braid
Outer sheath: Flame retardant PVC or PUR
Sheath colour: Blue / Black / Orange

Technical data

Characteristic impedance (31.25MHz) : 100 ± 20 Ω
Rated voltage: 250V
Test voltage: 1500V
Insulation resistance: ≤44 Ω · km (20℃)
Bending radius: Fixed installation: 5 x cable diameter
Temperature range: Fixed installation: –30℃ to +70℃
Burning behavior: Self–extinguishing &flame–retardant acc. to IEC 60332–1

Part No.	Name	Cores No.+area (AWG)	Approx. Diameter (mm)	Approx. Weight (kg/km)
313 0018 002	Profibus PA(PVC)	1x2xAWG 18/7	7.50	78.00
315 0018 002	Profibus PA(PUR)	1x2xAWG 18/7	7.50	78.00

Note: For more customized products of other specifications or special specifications, please call for consultation.

INDUSTRY ETHERNET PROFINET CAT.5 (PVC) 316 / (PYR) 317



ProfiNet Type A



ProfiNet Type B

Application

Cardiffcable ProfiNet is applied in SIEMENS ProfiNet Industrial Ethernet network system. Suitable for fixed installation of indoor and outdoor grooves or sleeves. It meets the requirements of industrial fast Ethernet transmission (10–100Mbps).

Characteristic

Integral Al/mylar wrapping, tinned copper braid shielding has excellent anti–electromagnetic interference performance.

PVC sheath has flame retardant and oil–proof properties.

PUR sheath has excellent mechanical properties, wear resistance, oil resistance, acid and alkali resistance, hydrolysis resistance, corrosion resistance, ultraviolet protection, suitable for complex and harsh environment.

Construction

Conductor: Solid bare copper (Type A) ; fine strands of bare copper (Type B)
Insulation: Foam–skin–PE
Insulation colour: Orange / Yellow / Blue / White
Inner sheath: PVC
Shield: Integral Al/mylar wrapping, tinned copper braid
Outer sheath: Flame retardant PVC or PUR
Sheath colour: Green

Technical data

Characteristic impedance (100MHz) : 100 ± 15Ω
Rated voltage: 300V
Test voltage: 2000V
Insulation resistance: ≤58Ω・km (20℃)
Bending radius: Fixed installation:15 x cable diameter
Temperature range: Fixed installation: –20℃ to +70℃
Burning behavior: Self–extinguishing &flame–retardant acc. to IEC 60332–1

Part No.	Name	Cores No.+area (AWG)	Approx. Diameter (mm)	Approx. Weight (kg/km)
316 0022 004	Industry ETHERNET ProfiNet (PVC)	2x2xAWG 22/1	6.50	65.00
316 0022 074	Industry ETHERNET ProfiNet (PVC)	2x2xAWG 22/7	6.50	65.00
317 0022 004	Industry ETHERNET ProfiNet (PUR)	2x2xAWG 22/1	6.50	65.00
317 0022 074	Industry ETHERNET ProfiNet (PUR)	2x2xAWG 22/7	6.50	65.00

Note: For more customized products of other specifications or special specifications, please call for consultation.

SILICONE INSULATED GLASS FIBER & GALVANIZED STEEL WIRE SiHF/GLS 730



Application

Cardiffcable SiHF/GLS 730 Thermostability Silicone insulated Glass fiber & Galvanized steel wire is suitable for free but not continuously moving applications, without tensile stress and without defined cable routing. It's mainly used in steel, metallurgy, aviation, shipbuilding, glass, cement industry environment, and also can be used as a connection cable for machine tools, plant and appliances, as well as in heating, air refrigeration systems.
Fiberglass has a good protective effect on cables. Galvanized steel wire braid shielding makes the cable have strong ability to resist external electromagnetic interference, which guarantees the stability of signal transmission and enhances the anti–mechanical stress effect of the cable.

Construction

Conductor: Fine strands of bare copper, acc. To DIN VDE 0295 class 5 resp. IEC 60228 cl.5
Insulation: Silicone rubber (Halogen free)
Insulation colour:
JZ Black core with white numbers and GN/YE
JB Color core and GN/YE
OZ Black core with white numbers
OB Color core
Inner sheath: Silicone rubber (Halogen free)
Sheath colour: Brownish red
Outer sheath: Galvanized steel wire braid & Glass fiber

Technical data

Rated voltage: 300/500V
Test voltage: 2000V
Insulation resistance: ≥20MΩ・km (20℃)
Bending radius: Flexible applicatin:20 x cable diameter
Fixed installation:6 x cable diameter
Temperature range: Fixed installation: –50℃ to +180℃, Max 200℃
Burning behavior: Self–extinguishing &flame–retardant acc. to IEC 60332–1

Remarks

** represent the core colour

JZ code：01　　OZ code：02
JB code：03　　OB code：04

Part No.	Cores No.+area (mm²)	Approx. Diameter (mm)	Approx. Weight (kg/km)
730 0007 002 **	2 x 0.75	8.7	124.0
730 0007 003 **	3 x 0.75	9.1	138.4
730 0007 004 **	4 x 0.75	9.7	158.6
730 0007 005 **	5 x 0.75	10.6	181.6
730 0007 007 **	7 x 0.75	11.4	216.1
730 0010 002 **	2 x 1.0	9.1	136.6
730 0010 003 **	3 x 1.0	9.5	153.9
730 0010 004 **	4 x 1.0	10.4	178.9
730 0010 005 **	5 x 1.0	11.1	204.4
730 0010 007 **	7 x 1.0	12.2	246.9
730 0015 002 **	2 x 1.5	10.3	170.4
730 0015 003 **	3 x 1.5	10.8	194.2
730 0015 004 **	4 x 1.5	11.8	227.8
730 0015 005 **	5 x 1.5	12.7	262.3
730 0015 006 **	6 x 1.5	13.7	298.1
730 0015 007 **	7 x 1.5	13.7	319.6
730 0015 008 **	8 x 1.5	14.8	356.8
730 0015 012 **	12 x 1.5	17.6	510.9
730 0015 014 **	14 x 1.5	18.6	568.8
730 0015 018 **	18 x 1.5	20.9	690.6
730 0015 024 **	24 x 1.5	24.4	889.5
730 0025 002 **	2 x 2.5	11.5	214.1
730 0025 003 **	3 x 2.5	12.0	248.8
730 0025 004 **	4 x 2.5	13.0	294.3
730 0025 005 **	5 x 2.5	14.1	342.5
730 0025 006 **	6 x 2.5	15.4	393.6
730 0025 007 **	7 x 2.5	15.4	426.2
730 0040 002 **	2 x 4	13.1	284.5
730 0040 003 **	3 x 4	13.8	336.0
730 0040 004 **	4 x 4	15.1	403.4
730 0040 005 **	5 x 4	16.4	473.5
730 0040 007 **	7 x 4	17.8	596.0
730 0060 002 **	2 x 6	14.5	357.5
730 0060 003 **	3 x 6	15.3	429.2
730 0060 004 **	4 x 6	16.8	538.6
730 0060 005 **	5 x 6	18.3	635.0
730 0060 007 **	7 x 6	20.2	808.3
730 0100 004 **	4 x 10	20.7	819.7
730 0160 004 **	4 x 16	27.0	1314.6
730 0250 004 **	4 x 25	32.1	1886.8

Note: For more customized products of other specifications or special specifications, please call for consultation.

SILICONE CONTROL CABLE SiHF 710



Application

Cardiffcable SiHF 710 Thermostability silicone control cable is suitable for free but not continuously moving applications, without tensile stress and without defined cable routing. It' s mainly used in steel, metallurgy, aviation, shipbuilding, glass, cement industry environment, and also can be used as a connection cable for machine tools, plant and appliances, as well as in heating, air refrigeration systems.

Cable has good flexibility which is suitable for free but not continuously moving applications, without tensile stress.

Recommended: Cardiffcable SiHF–C 715, when there is external electromagnetic interference.

Construction

Conductor: Fine strands of bare copper, acc. To DIN VDE 0295 class 5 resp. IEC 60228 cl.5

Insulation: Silicone (Halogen free)

Insulation colour:

JZ Black core with white numbers and GN/YE

JB Color core and GN/YE

OZ Black core with white numbers

OB Color core

Sheath colour: Brownish red

Outer sheath: Silicone (Halogen free)

Technical data

Rated voltage: 300/500V

Test voltage: 2000V

Insulation resistance: ⩾20MΩ・km (20℃)

Bending radius: Flexible applicatin:15 x cable diameter

Fixed installation:4 x cable diameter

Temperature range: Fixed installation: –50℃ to +180℃, Max 200℃

Burning behavior: Self–extinguishing &flame–retardant acc. to IEC 60332–1

Remarks

** represent the core colour

JZ code：01 OZ code：02

JB code：03 OB code：04

Part No.	Cores No.+area (mm²)	Approx. Diameter (mm)	Approx. Weight (kg/km)
710 0005 002 **	2 x 0.5	7.1	63.1
710 0005 003 **	3 x 0.5	7.4	72.4
710 0005 004 **	4 x 0.5	8.0	85.3
710 0005 005 **	5 x 0.5	8.6	99.2
710 0005 006 **	6 x 0.5	9.3	113.6
710 0005 007 **	7 x 0.5	9.3	122.7
710 0005 008 **	8 x 0.5	10.0	137.2
710 0005 009 **	9 x 0.5	10.9	155.1
710 0005 010 **	10 x 0.5	11.6	173.5
710 0005 012 **	12 x 0.5	11.9	192.8
710 0005 014 **	14 x 0.5	12.5	215.6
710 0005 016 **	16 x 0.5	13.2	239.4
710 0005 018 **	18 x 0.5	13.9	263.7
710 0005 020 **	20 x 0.5	14.6	288.6
710 0005 021 **	21 x 0.5	14.6	297.6
710 0005 024 **	24 x 0.5	16.1	343.9
710 0005 025 **	25 x 0.5	16.1	352.9
710 0005 027 **	27 x 0.5	16.5	373.1
710 0005 030 **	30 x 0.5	17.1	405.8
710 0005 032 **	32 x 0.5	17.7	433.6
710 0005 036 **	36 x 0.5	18.4	473.8
710 0007 002 **	2 x 0.75	7.5	74.2
710 0007 003 **	3 x 0.75	7.9	86.2
710 0007 004 **	4 x 0.75	8.5	102.5
710 0007 005 **	5 x 0.75	9.2	119.9
710 0007 006 **	6 x 0.75	10.0	138.0
710 0007 007 **	7 x 0.75	10.0	150.0
710 0007 008 **	8 x 0.75	10.7	168.2
710 0007 009 **	9 x 0.75	11.7	190.4
710 0007 010 **	10 x 0.75	12.5	213.2
710 0007 012 **	12 x 0.75	12.9	238.4
710 0007 014 **	14 x 0.75	13.5	267.8
710 0007 016 **	16 x 0.75	14.2	298.2
710 0007 018 **	18 x 0.75	15.0	329.3
710 0007 020 **	20 x 0.75	15.7	361.0
710 0007 021 **	21 x 0.75	15.7	373.0
710 0007 024 **	24 x 0.75	17.5	431.1
710 0007 025 **	25 x 0.75	17.5	443.1
710 0007 027 **	27 x 0.75	17.9	469.4
710 0007 030 **	30 x 0.75	18.5	511.7
710 0007 032 **	32 x 0.75	19.2	546.9
710 0007 036 **	36 x 0.75	20.0	599.4
710 0010 002 **	2 x 1.0	7.9	84.5
710 0010 003 **	3 x 1.0	8.3	99.2
710 0010 004 **	4 x 1.0	9.0	118.9
710 0010 005 **	5 x 1.0	9.7	139.7
710 0010 006 **	6 x 1.0	10.6	161.3
710 0010 007 **	7 x 1.0	10.6	176.2
710 0010 008 **	8 x 1.0	11.4	197.9
710 0010 009 **	9 x 1.0	12.4	224.1
710 0010 010 **	10 x 1.0	13.2	251.2
710 0010 012 **	12 x 1.0	13.6	282.3
710 0010 014 **	14 x 1.0	14.3	317.9
710 0010 016 **	16 x 1.0	15.1	354.9
710 0010 018 **	18 x 1.0	15.9	392.5
710 0010 020 **	20 x 1.0	16.7	430.9
710 0010 021 **	21 x 1.0	16.7	445.8
710 0010 024 **	24 x 1.0	18.6	515.2
710 0010 025 **	25 x 1.0	18.6	530.1
710 0010 027 **	27 x 1.0	19.0	562.4
710 0010 030 **	30 x 1.0	19.7	614.1
710 0010 032 **	32 x 1.0	20.5	656.6
710 0010 036 **	36 x 1.0	21.3	720.9
710 0015 002 **	2 x 1.5	8.9	111.0
710 0015 003 **	3 x 1.5	9.4	131.8
710 0015 004 **	4 x 1.5	10.2	159.1
710 0015 005 **	5 x 1.5	11.1	188.2
710 0015 006 **	6 x 1.5	12.1	218.2
710 0015 007 **	7 x 1.5	12.1	239.7
710 0015 008 **	8 x 1.5	13.0	269.9
710 0015 009 **	9 x 1.5	14.3	306.1
710 0015 010 **	10 x 1.5	15.3	344.0
710 0015 012 **	12 x 1.5	15.8	388.3
710 0015 014 **	14 x 1.5	16.6	438.8

Part No.	Cores No.+area (mm²)	Approx. Diameter (mm)	Approx. Weight (kg/km)
710 0015 016 **	16 x 1.5	17.5	491.1
710 0015 018 **	18 x 1.5	18.5	544.3
710 0015 020 **	20 x 1.5	19.4	598.5
710 0015 021 **	21 x 1.5	19.4	619.9
710 0015 024 **	24 x 1.5	21.6	717.3
710 0015 025 **	25 x 1.5	21.6	738.8
710 0015 027 **	27 x 1.5	22.1	784.8
710 0015 030 **	30 x 1.5	23.0	858.6
710 0015 032 **	32 x 1.5	23.9	918.6
710 0015 036 **	36 x 1.5	24.8	1010.5
710 0025 002 **	2 x 2.5	9.9	147.4
710 0025 003 **	3 x 2.5	10.4	178.8
710 0025 004 **	4 x 2.5	11.4	218.5
710 0025 005 **	5 x 2.5	12.5	260.3
710 0025 006 **	6 x 2.5	13.6	303.5
710 0025 007 **	7 x 2.5	13.6	336.2
710 0025 008 **	8 x 2.5	14.7	379.6
710 0025 009 **	9 x 2.5	16.1	430.7
710 0025 010 **	10 x 2.5	17.2	484.2
710 0025 012 **	12 x 2.5	17.8	550.9
710 0025 014 **	14 x 2.5	18.8	625.5
710 0025 016 **	16 x 2.5	19.8	702.4
710 0025 018 **	18 x 2.5	20.9	780.5
710 0025 020 **	20 x 2.5	22.0	859.9
710 0025 021 **	21 x 2.5	22.0	892.5
710 0025 024 **	24 x 2.5	24.6	1032.3
710 0025 025 **	25 x 2.5	24.6	1065.0
710 0025 027 **	27 x 2.5	25.2	1134.0
710 0025 030 **	30 x 2.5	26.1	1243.6
710 0025 032 **	32 x 2.5	27.2	1330.8
710 0025 036 **	36 x 2.5	28.3	1468,6
710 0040 002 **	2 x 4	11.5	208.2
710 0040 003 **	3 x 4	12.2	255.5
710 0040 004 **	4 x 4	13.3	314.7
710 0040 005 **	5 x 4	14.6	377.0
710 0040 007 **	7 x 4	16.0	491.4
710 0060 002 **	2 x 6	12.7	272.4
710 0060 003 **	3 x 6	13.5	339.4
710 0060 004 **	4 x 6	14.8	421.2
710 0060 005 **	5 x 6	16.3	507.0
710 0060 007 **	7 x 6	17.8	666.4
710 0100 003 **	3 x 10	16.6	539.7
710 0100 004 **	4 x 10	18.3	674.1
710 0100 005 **	5 x 10	20.2	814.9
710 0100 007 **	7 x 10	22.2	1078.9
710 0160 003 **	3 x 16	21.9	885.5
710 0160 004 **	4 x 16	24.2	1104.6
710 0160 005 **	5 x 16	26.8	1334.9
710 0160 007 **	7 x 16	29.4	1766.9
710 0250 003 **	3 x 25	26.4	1308.3
710 0250 004 **	4 x 25	29.3	1636.5
710 0250 005 **	5 x 25	32.4	1981.6
710 0250 007 **	7 x 25	35.8	2632.0
710 0350 003 **	3 x 35	29.6	1716.8
710 0350 004 **	4 x 35	32.8	2155.8
710 0350 005 **	5 x 35	36.4	2616.2
710 0350 007 **	7 x 35	40.2	3488.5
710 0500 003 **	3 x 50	35.0	2422.1
710 0500 004 **	4 x 50	38.9	3046.9
710 0500 005 **	5 x 50	43.2	3702.1
710 0500 007 **	7 x 50	47.6	4947.4
710 0700 003 **	3 x 70	39.6	3226.2
710 0700 004 **	4 x 70	44.1	4069.9
710 0700 005 **	5 x 70	49.0	4953.1
710 0950 003 **	3 x 95	45.5	4286.5
710 0950 004 **	4 x 95	50.6	5413.9
710 0950 005 **	5 x 95	56.3	6593.7
710 1200 003 **	3 x 120	49.9	5280.7
710 1200 004 **	4 x 120	55.6	6680.4
710 1500 003 **	3 x 150	55.7	6572.1
710 1500 004 **	4 x 150	62.1	8317.7
710 1850 004 **	4 x 185	68.6	10215.1

Note: For more customized products of other specifications or special specifications, please call for consultation.

SILICONE CONTROL CABLE SHIELDED SiHF–C 715



Application

Cardiffcable SiHF–C 715 Thermostability silicone control cable shielded is suitable for free but not continuously moving applications, without tensile stress and without defined cable routing. It' s mainly used in steel, metallurgy, aviation, shipbuilding, glass, cement industry environment, and also can be used as a connection cable for machine tools, plant and appliances, as well as in heating, air refrigeration systems.

Cable has good flexibility which is suitable for free but not continuously moving applications, without tensile stress.

Tinned copper braid shielding makes the cable have strong ability to resist external electromagnetic interference, which guarantees the stability of signal transmission.

Construction

Conductor: Fine strands of bare copper, acc. To DIN VDE 0295 class 5 resp. IEC 60228 cl.5

Insulation: Silicone (Halogen free)

Insulation colour:

JZ Black core with white numbers and GN/YE

JB Color core and GN/YE

OZ Black core with white numbers

OB Color core

Shield: Tinned copper braid

Sheath colour: Brownish red

Outer sheath: Silicone (Halogen free)

Technical data

Rated voltage: 300/500V

Test voltage: 2000V

Insulation resistance: ⩾20MΩ・km (20℃)

Bending radius: Flexible applicatin:15 x cable diameter

Fixed installation:6 x cable diameter

Temperature range: Fixed installation: –50℃ to +180℃, Max 200℃

Burning behavior: Self–extinguishing &flame–retardant acc. to IEC 60332–1

Remarks

** represent the core colour

JZ code：01 OZ code：02

JB code：03 OB code：04

Part No.	Cores No.+area (mm²)	Approx. Diameter (mm)	Approx. Weight (kg/km)
715 0005 002 **	2 x 0.5	7.7	82.1
715 0005 003 **	3 x 0.5	8.0	92.4
715 0005 004 **	4 x 0.5	8.6	107.3
715 0005 005 **	5 x 0.5	9.3	123.2
715 0005 006 **	6 x 0.5	9.9	139.8
715 0005 007 **	7 x 0.5	9.9	148.8
715 0005 008 **	8 x 0.5	10.6	165.5
715 0005 009 **	9 x 0.5	11.5	186.3
715 0005 010 **	10 x 0.5	12.2	206.9
715 0005 012 **	12 x 0.5	12.6	227.3
715 0005 014 **	14 x 0.5	13.2	252.0
715 0005 016 **	16 x 0.5	13.8	277.9
715 0005 018 **	18 x 0.5	14.5	304.4
715 0005 020 **	20 x 0.5	15.2	331.3
715 0005 021 **	21 x 0.5	15.2	340.4
715 0005 024 **	24 x 0.5	16.8	391.7
715 0005 025 **	25 x 0.5	16.8	400.8
715 0005 027 **	27 x 0.5	17.1	422.0
715 0005 030 **	30 x 0.5	17.7	456.7
715 0005 032 **	32 x 0.5	18.4	486.5
715 0005 036 **	36 x 0.5	19.2	542.6
715 0007 002 **	2 x 0.75	8.1	94.5
715 0007 003 **	3 x 0.75	8.5	107.8
715 0007 004 **	4 x 0.75	9.2	126.2
715 0007 005 **	5 x 0.75	9.9	145.9
715 0007 006 **	6 x 0.75	10.6	166.3
715 0007 007 **	7 x 0.75	10.6	178.3
715 0007 008 **	8 x 0.75	11.4	198.9
715 0007 009 **	9 x 0.75	12.4	224.2
715 0007 010 **	10 x 0.75	13.1	249.4
715 0007 012 **	12 x 0.75	13.5	275.9
715 0007 014 **	14 x 0.75	14.1	307.3
715 0007 016 **	16 x 0.75	14.9	340.0
715 0007 018 **	18 x 0.75	15.6	373.5
715 0007 020 **	20 x 0.75	16.4	407.6
715 0007 021 **	21 x 0.75	16.4	419.5
715 0007 024 **	24 x 0.75	18.1	483.2
715 0007 025 **	25 x 0.75	18.1	495.2
715 0007 027 **	27 x 0.75	18.5	522.7
715 0007 030 **	30 x 0.75	19.3	580.9
715 0007 032 **	32 x 0.75	20.0	619.0
715 0007 036 **	36 x 0.75	20.7	674.4
715 0010 002 **	2 x 1.0	8.5	106.0
715 0010 003 **	3 x 1.0	8.9	122.1
715 0010 004 **	4 x 1.0	9.6	143.9
715 0010 005 **	5 x 1.0	10.4	167.2
715 0010 006 **	6 x 1.0	11.2	191.4
715 0010 007 **	7 x 1.0	11.2	206.3
715 0010 008 **	8 x 1.0	12.0	230.5
715 0010 009 **	9 x 1.0	13.1	260.2
715 0010 010 **	10 x 1.0	13.9	289.8
715 0010 012 **	12 x 1.0	14.3	322.2
715 0010 014 **	14 x 1.0	15.0	360.1
715 0010 016 **	16 x 1.0	15.7	399.5
715 0010 018 **	18 x 1.0	16.5	439.7
715 0010 020 **	20 x 1.0	17.3	480.6
715 0010 021 **	21 x 1.0	17.3	495.4
715 0010 024 **	24 x 1.0	19.3	584.8
715 0010 025 **	25 x 1.0	19.3	599.7
715 0010 027 **	27 x 1.0	19.8	633.6
715 0010 030 **	30 x 1.0	20.5	688.1
715 0010 032 **	32 x 1.0	21.2	733.6
715 0010 036 **	36 x 1.0	22.0	801.1
715 0015 002 **	2 x 1.5	9.5	135.7
715 0015 003 **	3 x 1.5	10.0	158.1
715 0015 004 **	4 x 1.5	10.8	188.1
715 0015 005 **	5 x 1.5	11.7	220.0
715 0015 006 **	6 x 1.5	12.7	253.1
715 0015 007 **	7 x 1.5	12.7	274.6
715 0015 008 **	8 x 1.5	13.7	307.9
715 0015 009 **	9 x 1.5	14.9	348.2
715 0015 010 **	10 x 1.5	15.9	389.0
715 0015 012 **	12 x 1.5	16.4	434.9
715 0015 014 **	14 x 1.5	17.2	488.1

Part No.	Cores No.+area (mm²)	Approx. Diameter (mm)	Approx. Weight (kg/km)
715 0015 016 **	16 x 1.5	18.1	543.2
715 0015 018 **	18 x 1.5	19.2	613.3
715 0015 020 **	20 x 1.5	20.2	671.2
715 0015 021 **	21 x 1.5	20.2	692.7
715 0015 024 **	24 x 1.5	22.4	799.0
715 0015 025 **	25 x 1.5	22.4	820.4
715 0015 027 **	27 x 1.5	22.9	868.4
715 0015 030 **	30 x 1.5	23.7	945.5
715 0015 032 **	32 x 1.5	24.6	1009.1
715 0015 036 **	36 x 1.5	25.6	1104.8
715 0025 002 **	2 x 2.5	10.5	175.4
715 0025 003 **	3 x 2.5	11.1	208.5
715 0025 004 **	4 x 2.5	12.0	251.3
715 0025 005 **	5 x 2.5	13.1	296.4
715 0025 006 **	6 x 2.5	14.2	343.1
715 0025 007 **	7 x 2.5	14.2	375.8
715 0025 008 **	8 x 2.5	15.3	422.7
715 0025 009 **	9 x 2.5	16.8	478.5
715 0025 010 **	10 x 2.5	17.9	535.5
715 0025 012 **	12 x 2.5	18.4	604.0
715 0025 014 **	14 x 2.5	19.5	695.7
715 0025 016 **	16 x 2.5	20.6	776.7
715 0025 018 **	18 x 2.5	21.7	859.2
715 0025 020 **	20 x 2.5	22.8	943.0
715 0025 021 **	21 x 2.5	22.8	975.7
715 0025 024 **	24 x 2.5	25.4	1125.7
715 0025 025 **	25 x 2.5	25.4	1158.3
715 0025 027 **	27 x 2.5	25.9	1229.6
715 0025 030 **	30 x 2.5	27.1	1376.3
715 0025 032 **	32 x 2.5	28.1	1469.0
715 0025 036 **	36 x 2.5	29.2	1612.6
715 0040 002 **	2 x 4	12.1	241.2
715 0040 003 **	3 x 4	12.8	290.8
715 0040 004 **	4 x 4	14.0	353.6
715 0040 005 **	5 x 4	15.2	420.0
715 0040 007 **	7 x 4	16.6	538.7
715 0060 002 **	2 x 6	13.3	309.4
715 0060 003 **	3 x 6	14.1	378.9
715 0060 004 **	4 x 6	15.5	464.9
715 0060 005 **	5 x 6	16.9	555.4
715 0060 007 **	7 x 6	18.5	719.6
715 0100 003 **	3 x 10	17.7	604.8
715 0100 004 **	4 x 10	19.5	760.0
715 0100 005 **	5 x 10	21.4	909.9
715 0100 007 **	7 x 10	23.3	1183.5
715 0160 003 **	3 x 16	22.8	977.9
715 0160 004 **	4 x 16	25.2	1207.2
715 0160 005 **	5 x 16	27.9	1482.8
715 0160 007 **	7 x 16	30.6	1930.1
715 0250 004 **	4 x 25	30.5	1798.9
715 0350 004 **	4 x 35	34.0	2338.5

Note: For more customized products of other specifications or special specifications, please call for consultation.

TEAR–RESISTANT SILICONE CONTROL CABLE SiHF EWKF 720



Application

Cardiffcable SiHF EWKF 720 Thermostability tear–resistant silicone control cable is suitable for free but not continuously moving applications, without tensile stress and without defined cable routing. It’s mainly used in steel, metallurgy, aviation, shipbuilding, glass, cement industry environment, and also can be used as a connection cable for machine tools, plant and appliances, as well as in heating, air refrigeration systems.

Cable has good flexibility which is suitable for free but not continuously moving applications, without tensile stress.

Tear–resistant silicone material provides excellent mechanical strength for cables and prevents chemical corrosion in harsh high temperature environments.

Recommended: Cardiffcable SiHF–C 715, when there is external electromagnetic interference.

Construction

Conductor: Fine strands of bare copper, acc. To DIN VDE 0295 class 5 resp. IEC 60228 cl.5

Insulation: Tear–resistant silicone (Halogen free)

Insulation colour:

JZ Black core with white numbers and GN/YE

JB Color core and GN/YE

OZ Black core with white numbers

OB Color core

Sheath colour: Black

Outer sheath: Tear–resistant silicone (Halogen free)

Technical data

Rated voltage: 300/500V

Test voltage: 2000V

Insulation resistance: ⩾20MΩ・km (20℃)

Bending radius: Flexible applicatin:15 x cable diameter

Fixed installation:4 x cable diameter

Temperature range: Fixed installation: –50℃ to +180℃, Max 200℃

Burning behavior: Self–extinguishing &flame–retardant acc. to IEC 60332–1

Remarks

** represent the core colour

JZ code：01 OZ code：02

JB code：03 OB code：04

Part No.	Cores No.+area (mm²)	Approx. Diameter (mm)	Approx. Weight (kg/km)
720 0005 002 **	2 x 0.5	7.1	63.1
720 0005 003 **	3 x 0.5	7.4	72.4
720 0005 004 **	4 x 0.5	8.0	85.3
720 0005 005 **	5 x 0.5	8.6	99.2
720 0005 006 **	6 x 0.5	9.3	113.6
720 0005 007 **	7 x 0.5	9.3	122.7
720 0005 008 **	8 x 0.5	10.0	137.2
720 0005 009 **	9 x 0.5	10.9	155.1
720 0005 010 **	10 x 0.5	11.6	173.5
720 0005 012 **	12 x 0.5	11.9	192.8
720 0005 014 **	14 x 0.5	12.5	215.6
720 0005 016 **	16 x 0.5	13.2	239.4
720 0005 018 **	18 x 0.5	13.9	263.7
720 0005 020 **	20 x 0.5	14.6	288.6
720 0005 021 **	21 x 0.5	14.6	297.6
720 0005 024 **	24 x 0.5	16.1	343.9
720 0005 025 **	25 x 0.5	16.1	352.9
720 0005 027 **	27 x 0.5	16.5	373.1
720 0005 030 **	30 x 0.5	17.1	405.8
720 0005 032 **	32 x 0.5	17.7	433.6
720 0005 036 **	36 x 0.5	18.4	473.8
720 0007 002 **	2 x 0.75	7.5	74.2
720 0007 003 **	3 x 0.75	7.9	86.2
720 0007 004 **	4 x 0.75	8.5	102.5
720 0007 005 **	5 x 0.75	9.2	119.9
720 0007 006 **	6 x 0.75	10.0	138.0
720 0007 007 **	7 x 0.75	10.0	150.0
720 0007 008 **	8 x 0.75	10.7	168.2
720 0007 009 **	9 x 0.75	11.7	190.4
720 0007 010 **	10 x 0.75	12.5	213.2
720 0007 012 **	12 x 0.75	12.9	238.4
720 0007 014 **	14 x 0.75	13.5	267.8
720 0007 016 **	16 x 0.75	14.2	298.2
720 0007 018 **	18 x 0.75	15.0	329.3
720 0007 020 **	20 x 0.75	15.7	361.0
720 0007 021 **	21 x 0.75	15.7	373.0
720 0007 024 **	24 x 0.75	17.5	431.1
720 0007 025 **	25 x 0.75	17.5	443.1
720 0007 027 **	27 x 0.75	17.9	469.4
720 0007 030 **	30 x 0.75	18.5	511.7
720 0007 032 **	32 x 0.75	19.2	546.9
720 0007 036 **	36 x 0.75	20.0	599.4
720 0010 002 **	2 x 1.0	7.9	84.5
720 0010 003 **	3 x 1.0	8.3	99.2
720 0010 004 **	4 x 1.0	9.0	118.9
720 0010 005 **	5 x 1.0	9.7	139.7
720 0010 006 **	6 x 1.0	10.6	161.3
720 0010 007 **	7 x 1.0	10.6	176.2
720 0010 008 **	8 x 1.0	11.4	197.9
720 0010 009 **	9 x 1.0	12.4	224.1
720 0010 010 **	10 x 1.0	13.2	251.2
720 0010 012 **	12 x 1.0	13.6	282.3
720 0010 014 **	14 x 1.0	14.3	317.9
720 0010 016 **	16 x 1.0	15.1	354.9
720 0010 018 **	18 x 1.0	15.9	392.5
720 0010 020 **	20 x 1.0	16.7	430.9
720 0010 021 **	21 x 1.0	16.7	445.8
720 0010 024 **	24 x 1.0	18.6	515.2
720 0010 025 **	25 x 1.0	18.6	530.1
720 0010 027 **	27 x 1.0	19.0	562.4
720 0010 030 **	30 x 1.0	19.7	614.1
720 0010 032 **	32 x 1.0	20.5	656.6
720 0010 036 **	36 x 1.0	21.3	720.9
720 0015 002 **	2 x 1.5	8.9	111.0
720 0015 003 **	3 x 1.5	9.4	131.8
720 0015 004 **	4 x 1.5	10.2	159.1
720 0015 005 **	5 x 1.5	11.1	188.2
720 0015 006 **	6 x 1.5	12.1	218.2
720 0015 007 **	7 x 1.5	12.1	239.7
720 0015 008 **	8 x 1.5	13.0	269.9
720 0015 009 **	9 x 1.5	14.3	306.1
720 0015 010 **	10 x 1.5	15.3	344.0
720 0015 012 **	12 x 1.5	15.8	388.3
720 0015 014 **	14 x 1.5	16.6	438.8
720 0015 016 **	16 x 1.5	17.5	491.1
720 0015 018 **	18 x 1.5	18.5	544.3
720 0015 020 **	20 x 1.5	19.4	598.5
720 0015 021 **	21 x 1.5	19.4	619.9
720 0015 024 **	24 x 1.5	21.6	717.3
720 0015 025 **	25 x 1.5	21.6	738.8
720 0015 027 **	27 x 1.5	22.1	784.8
720 0015 030 **	30 x 1.5	23.0	858.6
720 0015 032 **	32 x 1.5	23.9	918.6
720 0015 036 **	36 x 1.5	24.8	1010.5
720 0025 002 **	2 x 2.5	9.9	147.4
720 0025 003 **	3 x 2.5	10.4	178.8
720 0025 004 **	4 x 2.5	11.4	218.5
720 0025 005 **	5 x 2.5	12.5	260.3
720 0025 006 **	6 x 2.5	13.6	303.5
720 0025 007 **	7 x 2.5	13.6	336.2
720 0025 008 **	8 x 2.5	14.7	379.6
720 0025 009 **	9 x 2.5	16.1	430.7
720 0025 010 **	10 x 2.5	17.2	484.2
720 0025 012 **	12 x 2.5	17.8	550.9
720 0025 014 **	14 x 2.5	18.8	625.5
720 0025 016 **	16 x 2.5	19.8	702.4
720 0025 018 **	18 x 2.5	20.9	780.5
720 0025 020 **	20 x 2.5	22.0	859.9
720 0025 021 **	21 x 2.5	22.0	892.5
720 0025 024 **	24 x 2.5	24.6	1032.3
720 0025 025 **	25 x 2.5	24.6	1065.0
720 0025 027 **	27 x 2.5	25.2	1134.0
720 0025 030 **	30 x 2.5	26.1	1243.6
720 0025 032 **	32 x 2.5	27.2	1330.8
720 0025 036 **	36 x 2.5	28.3	1468.6
720 0040 002 **	2 x 4	11.5	208.2
720 0040 003 **	3 x 4	12.2	255.5
720 0040 004 **	4 x 4	13.3	314.7
720 0040 005 **	5 x 4	14.6	377.0
720 0040 007 **	7 x 4	16.0	491.4
720 0060 002 **	2 x 6	12.7	272.4
720 0060 003 **	3 x 6	13.5	339.4
720 0060 004 **	4 x 6	14.8	421.2
720 0060 005 **	5 x 6	16.3	507.0
720 0060 007 **	7 x 6	17.8	666.4
720 0100 003 **	3 x 10	16.6	539.7
720 0100 004 **	4 x 10	18.3	674.1
720 0100 005 **	5 x 10	20.2	814.9
720 0100 007 **	7 x 10	22.2	1078.9
720 0160 003 **	3 x 16	21.7	875.7
720 0160 004 **	4 x 16	24.0	1093.7
720 0160 005 **	5 x 16	26.6	1323.0
720 0160 007 **	7 x 16	29.2	1753.8
720 0250 003 **	3 x 25	26.2	1296.4
720 0250 004 **	4 x 25	29.1	1623.4
720 0250 005 **	5 x 25	32.2	1967.1
720 0250 007 **	7 x 25	35.6	2616.0
720 0350 003 **	3 x 35	29.4	1703.5
720 0350 004 **	4 x 35	32.6	2141.1
720 0350 005 **	5 x 35	36.2	2599.9
720 0350 007 **	7 x 35	40.0	3470.5
720 0500 003 **	3 x 50	34.8	2406.5
720 0500 004 **	4 x 50	38.7	3029.5
720 0500 005 **	5 x 50	43.0	3682.7
720 0500 007 **	7 x 50	47.4	4926.0
720 0700 003 **	3 x 70	39.4	3208.4
720 0700 004 **	4 x 70	43.9	4050.2
720 0700 005 **	5 x 70	48.8	4931.2
720 0950 003 **	3 x 95	45.3	4266.1
720 0950 004 **	4 x 95	50.4	5391.2
720 0950 005 **	5 x 95	56.1	6568.5
720 1200 003 **	3 x 120	49.7	5258.3
720 1200 004 **	4 x 120	55.4	6655.5
720 1500 003 **	3 x 150	55.5	6547.1
720 1500 004 **	4 x 150	61.9	8289.9
720 1850 004 **	4 x 185	68.4	10184.3

Note: For more customized products of other specifications or special specifications, please call for consultation.

TEAR–RESISTANT SILICONE CONTROL CABLE SHIELDED SiHF EWKF–C 725



Application

Cardiffcable SiHF EWKF–C 725 Thermostability tear–resistant silicone control cable shielded is suitable for free but not continuously moving applications, without tensile stress and without defined cable routing. It’ s mainly used in steel, metallurgy, aviation, shipbuilding, glass, cement industry environment, and also can be used as a connection cable for machine tools, plant and appliances, as well as in heating, air refrigeration systems.

Cable has good flexibility which is suitable for free but not continuously moving applications, without tensile stress.

Tear–resistant silicone material provides excellent mechanical strength for cables and prevents chemical corrosion in harsh high temperature environments.

Tinned copper braid shielding makes the cable have strong ability to resist external electromagnetic interference, which guarantees the stability of signal transmission.

Construction

Conductor: Fine strands of bare copper, acc. To DIN VDE 0295 class 5 resp. IEC 60228 cl.5

Insulation: Tear–resistant silicone (Halogen free)

Insulation colour:

JZ Black core with white numbers and GN/YE

JB Color core and GN/YE

OZ Black core with white numbers

OB Color core

Shield: Tinned copper braid

Sheath colour: Black

Outer sheath: Tear–resistant silicone (Halogen free)

Technical data

Rated voltage: 300/500V

Test voltage: 2000V

Insulation resistance: ⩾20MΩ・km (20℃)

Bending radius: Flexible applicatin:15 x cable diameter

Fixed installation:6 x cable diameter

Temperature range: Fixed installation: –50℃ to +180℃, Max 200℃

Burning behavior: Self–extinguishing &flame–retardant acc. to IEC 60332–1

Remarks

** represent the core colour

JZ code：01 OZ code：02

JB code：03 OB code：04

Part No.	Cores No.+area (mm²)	Approx. Diameter (mm)	Approx. Weight (kg/km)
725 0005 002 **	2 x 0.5	7.7	82.1
725 0005 003 **	3 x 0.5	8.0	92.4
725 0005 004 **	4 x 0.5	8.6	107.3
725 0005 005 **	5 x 0.5	9.3	123.2
725 0005 006 **	6 x 0.5	9.9	139.8
725 0005 007 **	7 x 0.5	9.9	148.8
725 0005 008 **	8 x 0.5	10.6	165.5
725 0005 009 **	9 x 0.5	11.5	186.3
725 0005 010 **	10 x 0.5	12.2	206.9
725 0005 012 **	12 x 0.5	12.6	227.3
725 0005 014 **	14 x 0.5	13.2	252.0
725 0005 016 **	16 x 0.5	13.8	277.9
725 0005 018 **	18 x 0.5	14.5	304.4
725 0005 020 **	20 x 0.5	15.2	331.3
725 0005 021 **	21 x 0.5	15.2	340.4
725 0005 024 **	24 x 0.5	16.8	391.7
725 0005 025 **	25 x 0.5	16.8	400.8
725 0005 027 **	27 x 0.5	17.1	422.0
725 0005 030 **	30 x 0.5	17.7	456.7
725 0005 032 **	32 x 0.5	18.4	486.5
725 0005 036 **	36 x 0.5	19.2	542.6
725 0007 002 **	2 x 0.75	8.1	94.5
725 0007 003 **	3 x 0.75	8.5	107.8
725 0007 004 **	4 x 0.75	9.2	126.2
725 0007 005 **	5 x 0.75	9.9	145.9
725 0007 006 **	6 x 0.75	10.6	166.3
725 0007 007 **	7 x 0.75	10.6	178.3
725 0007 008 **	8 x 0.75	11.4	198.9
725 0007 009 **	9 x 0.75	12.4	224.2
725 0007 010 **	10 x 0.75	13.1	249.4
725 0007 012 **	12 x 0.75	13.5	275.9
725 0007 014 **	14 x 0.75	14.1	307.3
725 0007 016 **	16 x 0.75	14.9	340.0
725 0007 018 **	18 x 0.75	15.6	373.5
725 0007 020 **	20 x 0.75	16.4	407.6
725 0007 021 **	21 x 0.75	16.4	419.5
725 0007 024 **	24 x 0.75	18.1	483.2
725 0007 025 **	25 x 0.75	18.1	495.2
725 0007 027 **	27 x 0.75	18.5	522.7
725 0007 030 **	30 x 0.75	19.3	580.9
725 0007 032 **	32 x 0.75	20.0	619.0
725 0007 036 **	36 x 0.75	20.7	674.4
725 0010 002 **	2 x 1.0	8.5	106.0
725 0010 003 **	3 x 1.0	8.9	122.1
725 0010 004 **	4 x 1.0	9.6	143.9
725 0010 005 **	5 x 1.0	10.4	167.2
725 0010 006 **	6 x 1.0	11.2	191.4
725 0010 007 **	7 x 1.0	11.2	206.3
725 0010 008 **	8 x 1.0	12.0	230.5
725 0010 009 **	9 x 1.0	13.1	260.2
725 0010 010 **	10 x 1.0	13.9	289.8
725 0010 012 **	12 x 1.0	14.3	322.2
725 0010 014 **	14 x 1.0	15.0	360.1
725 0010 016 **	16 x 1.0	15.7	399.5
725 0010 018 **	18 x 1.0	16.5	439.7
725 0010 020 **	20 x 1.0	17.3	480.6
725 0010 021 **	21 x 1.0	17.3	495.4
725 0010 024 **	24 x 1.0	19.3	584.8
725 0010 025 **	25 x 1.0	19.3	599.7
725 0010 027 **	27 x 1.0	19.8	633.6
725 0010 030 **	30 x 1.0	20.5	688.1
725 0010 032 **	32 x 1.0	21.2	733.6
725 0010 036 **	36 x 1.0	22.0	801.1
725 0015 002 **	2 x 1.5	9.5	135.7
725 0015 003 **	3 x 1.5	10.0	158.1
725 0015 004 **	4 x 1.5	10.8	188.1
725 0015 005 **	5 x 1.5	11.7	220.0
725 0015 006 **	6 x 1.5	12.7	253.1
725 0015 007 **	7 x 1.5	12.7	274.6
725 0015 008 **	8 x 1.5	13.7	307.9
725 0015 009 **	9 x 1.5	14.9	348.2
725 0015 010 **	10 x 1.5	15.9	389.0
725 0015 012 **	12 x 1.5	16.4	434.9
725 0015 014 **	14 x 1.5	17.2	488.1

Part No.	Cores No.+area (mm²)	Approx. Diameter (mm)	Approx. Weight (kg/km)
725 0015 016 **	16 x 1.5	18.1	543.2
725 0015 018 **	18 x 1.5	19.2	613.3
725 0015 020 **	20 x 1.5	20.2	671.2
725 0015 021 **	21 x 1.5	20.2	692.7
725 0015 024 **	24 x 1.5	22.4	799.0
725 0015 025 **	25 x 1.5	22.4	820.4
725 0015 027 **	27 x 1.5	22.9	868.4
725 0015 030 **	30 x 1.5	23.7	945.5
725 0015 032 **	32 x 1.5	24.6	1009.1
725 0015 036 **	36 x 1.5	25.6	1104.8
725 0025 002 **	2 x 2.5	10.5	175.4
725 0025 003 **	3 x 2.5	11.1	208.5
725 0025 004 **	4 x 2.5	12.0	251.3
725 0025 005 **	5 x 2.5	13.1	296.4
725 0025 006 **	6 x 2.5	14.2	343.1
725 0025 007 **	7 x 2.5	14.2	375.8
725 0025 008 **	8 x 2.5	15.3	422.7
725 0025 009 **	9 x 2.5	16.8	478.5
725 0025 010 **	10 x 2.5	17.9	535.5
725 0025 012 **	12 x 2.5	18.4	604.0
725 0025 014 **	14 x 2.5	19.5	695.7
725 0025 016 **	16 x 2.5	20.6	776.7
725 0025 018 **	18 x 2.5	21.7	859.2
725 0025 020 **	20 x 2.5	22.8	943.0
725 0025 021 **	21 x 2.5	22.8	975.7
725 0025 024 **	24 x 2.5	25.4	1125.7
725 0025 025 **	25 x 2.5	25.4	1158.3
725 0025 027 **	27 x 2.5	25.9	1229.6
725 0025 030 **	30 x 2.5	27.1	1376.3
725 0025 032 **	32 x 2.5	28.1	1469.0
725 0025 036 **	36 x 2.5	29.2	1612.6
725 0040 002 **	2 x 4	12.1	241.2
725 0040 003 **	3 x 4	12.8	290.8
725 0040 004 **	4 x 4	14.0	353.6
725 0040 005 **	5 x 4	15.2	420.0
725 0040 007 **	7 x 4	16.6	538.7
725 0060 002 **	2 x 6	13.3	309.4
725 0060 003 **	3 x 6	14.1	378.9
725 0060 004 **	4 x 6	15.5	464.9
725 0060 005 **	5 x 6	16.9	555.4
725 0060 007 **	7 x 6	18.5	719.6
725 0100 003 **	3 x 10	17.7	604.8
725 0100 004 **	4 x 10	19.5	760.0
725 0100 005 **	5 x 10	21.4	909.9
725 0100 007 **	7 x 10	23.3	1183.5
725 0160 003 **	3 x 16	22.8	977.9
725 0160 004 **	4 x 16	25.2	1207.2
725 0160 005 **	5 x 16	27.9	1482.8
725 0160 007 **	7 x 16	30.6	1930.1
725 0250 004 **	4 x 25	30.5	1798.9
725 0350 004 **	4 x 35	34.0	2338.5

Note: For more customized products of other specifications or special specifications, please call for consultation.

SILICONE SINGLE WIRE SiF 709 SiF/GL 729



Application

Cardiffcable SiF 709 & SiF/GL 729 Thermostability Silicone insulated Glass fiber & Galvanized steel wire is suitable for free but not continuously moving applications, without tensile stress and without defined cable routing. It's mainly used in steel, metallurgy, aviation, shipbuilding, glass, cement industry environment, and also can be used as a connection cable for machine tools, plant and appliances, as well as in heating, air refrigeration systems.
The high flexibility of this cable makes it easy to install.
SiF/GL is woven with fiberglass.

Construction

Conductor: Fine strands of bare copper, acc. To DIN VDE 0295 class 5 resp. IEC 60228 cl.5
Insulation: Silicone (Halogen free)
Insulation colour: According to the RAL or Cardiffcable's standard.

Technical data

Rated voltage: < 1.5mm²: 300/500V
≥ 1.5mm²: 450/750V
Test voltage: 2000V
Insulation resistance: ≥20MΩ・km (20℃)
Temperature range: Fixed installation: −50℃ to +180℃, Max 200℃
Burning behavior: Self−extinguishing &flame−retardant acc. to IEC 60332−1

Remarks

** represent the core colour

000 Green/Yellow	001 Black	002 Blue	003 Brown	004 Red
005 White	006 Grey	007 Purple	008 Pink	009 Orange
010 Transparent	011 Yellow	012 Green	013 Dark Blue	

Part No.	Cores No.+area (mm²)	Approx. Diameter (mm)	Approx. Weight (kg/km)
SiF 单芯线			
709 0005 ***	0.5	2.1	9.0
709 0007 ***	0.75	2.4	12.0
709 0010 ***	1.0	2.5	14.9
709 0015 ***	1.5	3.0	21.5
709 0025 ***	2.5	3.6	34.3
709 0040 ***	4.0	4.2	50.2
709 0060 ***	6.0	4.8	71.2
709 0100 ***	10	6.2	119.5
709 0160 ***	16	8.3	194.9
709 0250 ***	25	10.3	295.3
709 0350 ***	35	11.8	399.2
709 0500 ***	50	14.2	572.1
709 0700 ***	70	16.2	778.6
709 0950 ***	95	18.9	1044.7
709 1200 ***	120	20.5	1302.5
709 1500 ***	150	24.2	1627.8
709 1850 ***	185	25.9	2008.0
709 2400 ***	240	29.0	2598.2
SiF/GL 单芯线			
729 0005 ***	0.5	2.5	12.2
729 0007 ***	0.75	2.7	15.4
729 0010 ***	1.0	2.9	18.6
729 0015 ***	1.5	3.3	25.9
729 0025 ***	2.5	4.1	39.7
729 0040 ***	4.0	4.7	56.4
729 0060 ***	6.0	5.2	80.2
729 0100 ***	10	6.8	131.1
729 0160 ***	16	9.0	211.9
729 0250 ***	25	11.3	319.5
729 0350 ***	35	12.4	426.7
729 0500 ***	50	14.8	613.2

Note: For more customized products of other specifications or special specifications, please call for consultation.

FLUOROPLASTIC SINGLE WIRE UL1330 / UL1331



Application

Cardiffcable Fluoroplastic single wire UL1330 / UL1331 is a high temperature FEP single core wire is suitable for switchgear, incinerator, electronic disinfection cabinet, electric heater, oven, kitchen equipment and chemical equipment in high temperature working environment. The wire has high insulation resistance, flame retardant, thorough waterproof, acid resistance, alkali resistance, super breaking elongation and other excellent electrical and mechanical properties.
Ultra–thin insulation thickness is also very suitable for narrow installation space.

Construction

Conductor: Fine strands of nickel–plated, silver–plated, tinned copper (UL1330 D: Filament ⩾ 0.38mm)
Insulation: FEP
Insulation colour: Red/Yellow/Blue/White/Black/Brown/Orange/Purple/Green etc.

Technical data

Rated voltage: 600V
Test voltage: 2000V
Temperature range: Fixed installation: –60℃ to +200℃/+150℃

	Conductor		Insulation	
Part No.	Cores No.+area (mm²)	Conductor Diameter (mm)	Insulation Thickness (mm)	Approx. Diameter (mm)
10	37X0.43	3.01	0.51	4.03
12	19X0.49	2.45	0.51	3.47
14	19X0.37	1.85	0.51	2.87
16	19X0.30	1.5	0.51	2.52
17	19X0.26	1.3	0.51	2.32
18	19X0.23	1.15	0.51	2.17
20	19X0.18	0.9	0.51	2.17
	1X0.80	0.8	0.51	1.82
22	19X0.16	0.8	0.51	1.82
	1X0.65	0.65	0.51	1.67
24	7X0.20	0.6	0.51	1.62
	1X0.50	0.5	0.51	1.52
26	7X0.16	0.48	0.51	1.5
	1X0.40	0.4	0.51	1.42
28	7X0.12	0.36	0.51	1.38
	1X0.32	0.32	0.51	1.34
30	7X0.10	0.3	0.51	1.32
	1X0.254	0.25	0.51	1.274

FLUOROPLASTIC SINGLE WIRE UL1332 / UL1333



Application

Cardiffcable Fluoroplastic single wire UL1332 / UL1333 is a high temperature FEP single core wire is suitable for switchgear, incinerator, electronic disinfection cabinet, electric heater, oven, kitchen equipment and chemical equipment in high temperature working environment. The wire has high insulation resistance, flame retardant, thorough waterproof, acid resistance, alkali resistance, super breaking elongation and other excellent electrical and mechanical properties.
Ultra–thin insulation thickness is also very suitable for narrow installation space.

Construction

Conductor: Fine strands of nickel–plated, silver–plated, tinned copper (UL1333 D: Filament ⩾ 0.38mm)
Insulation: FEP
Insulation colour: Red/Yellow/Blue/White/Black/Brown/Orange/Purple/Green etc.

Technical data

Rated voltage: 300V
Test voltage: 2000V
Temperature range: Fixed installation: –60℃ to +200℃/+150℃

Conductor			Insulation	
Part No.	Cores No.+area (mm²)	Conductor Diameter (mm)	Insulation Thickness (mm)	Approx. Diameter (mm)
10	37X0.43	3.01	0.51	4.03
12	19X0.49	2.45	0.51	3.47
14	19X0.37	1.85	0.51	2.87
16	19X0.30	1.5	0.51	2.52
17	19X0.26	1.3	0.51	2.32
18	19X0.23	1.15	0.51	2.17
20	19X0.18	0.9	0.51	2.17
	1X0.80	0.8	0.51	1.82
22	19X0.16	0.8	0.51	1.82
	1X0.65	0.65	0.51	1.67
24	7X0.20	0.6	0.51	1.62
	1X0.50	0.5	0.51	1.52
26	7X0.16	0.48	0.51	1.5
	1X0.40	0.4	0.51	1.42
28	7X0.12	0.36	0.51	1.38
	1X0.32	0.32	0.51	1.34
30	7X0.10	0.3	0.51	1.32
	1X0.254	0.25	0.51	1.274

SINGLE SOLAR CABLE PV1–F 411



Application

Cardiffcable PV1–F 411 have passed the strict TUV test which is flexible single cables specially designed for wiring solar plants.
These cable are extremely robust and resist high mechanical load and abrasion, have the character of high temperature resistance, excellent weather–proofing and providing a long service life.
Specifically applied to:
1.Series cables between components.
2.Parallel cables between groups of series and between groups of series to DC distribution boxes (shunt boxes).
3.Cable between DC distribution box and inverter.
4.Connecting cable from inverter to boost transformer.
5.Connecting cable from booster transformer to distribution device.
6.Connecting cables from distribution devices to power grids or users.

Construction

Conductor: Fine strands of bare copper, acc. To DIN
VDE 0295 class 5 resp. IEC 60228 cl.5
Insulation: XLPO
Insulation colour: Black or Red
Outer sheath: XLPO
Sheath colour: Black, RAL 9005

Technical data

Rated voltage: 1000V AC, 1500V DC
Test voltage: 6500V
Bending radius: D < 8mm: 4x cable diameter
D⩾8mm: 6x cable diameter
Cold bending test: EN60811–1–4
Temperature range: –40℃ to +90℃ (Max. Temperature at conductor: 120℃)
Burning behavior: Self–extinguishing &flame–retardant acc. to EN 60332–1–2
Resistance against acid and alkaline solution: EN60811–2–1
Weathering/UV–resistance: HD605/A1
O–zone resistance at complete cable: EN50396

Part No.	Cores No. + area (mm^2)	Conductor structure (core/mm)	Conductor Diameter(mm)	Approx. Diameter (mm)	Max conductor DC resistance (20℃; Ω/KM)	Approx. Weight (kg/km)	Reference current (60℃; A)
411 00150 011	1.5	30/0.25	1.58	3.8	13.7	35.9	30
411 00250 011	2.5	47/0.25	1.98	4.2	8.21	46.5	41
411 00400 011	4	52/0.30	2.5	4.6	5.09	62.8	55
411 00600 011	6	78/0.30	3.06	5.3	3.39	86.6	70
411 01000 011	10	80/0.40	4.56	7.0	1.95	153.2	98
411 01600 011	16	128/0.40	5.6	10.0	1.24	216.7	132
411 02500 011	25	192/0.40	6.95	11.8	0.795	328.6	176
411 03500 011	35	276/0.40	8.74	13.2	0.565	449.9	218

Note: For more customized products of other specifications or special specifications, please call for consultation.

TWIN SOLAR CABLE PV1–F 511



Application

Cardiffcable PV1–F 511 have passed the strict TUV test which is flexible single cables specially designed for wiring solar plants.

These cable are extremely robust and resist high mechanical load and abrasion, have the character of high temperature resistance, excellent weather–proofing and providing a long service life.

Specifically applied to:

1.Series cables between components.

2.Parallel cables between groups of series and between groups of series to DC distribution boxes (shunt boxes).

3.Cable between DC distribution box and inverter.

4.Connecting cable from inverter to boost transformer.

5.Connecting cable from booster transformer to distribution device.

6.Connecting cables from distribution devices to power grids or users.

Construction

Conductor: Fine strands of bare copper, acc. To DIN
VDE 0295 class 5 resp. IEC 60228 cl.5
Insulation: XLPO
Insulation colour: Black & Red
Outer sheath: XLPO
Sheath colour: Black, RAL 9005

Technical data

Rated voltage: 1000V AC, 1500V DC
Test voltage: 6500V
Bending radius: D < 8mm: 4x cable diameter
D ⩾ 8mm: 6x cable diameter
Cold bending test: EN60811–1–4
Temperature range: –40℃ to +90℃ (Max. Temperature at conductor: 120℃)
Burning behavior: Self–extinguishing &flame–retardant acc. to EN 60332–1–2
Resistance against acid and alkaline solution: EN60811–2–1
Weathering/UV–resistance: HD605/A1
O–zone resistance at complete cable: EN50396

Part No.	Cores No. + area (mm^2)	Conductor structure (core/mm)	Conductor Diameter(mm)	Approx. Diameter (mm)	Max conductor DC resistance (20℃; Ω/KM)	Approx. Weight (kg/km)	Reference current (60℃; A)
511 00150 011	1.5	30/0.25	1.58	3.8X7.8	13.7	35.9	30
511 00250 011	2.5	47/0.25	1.98	4.2X8.6	8.21	46.5	41
511 00400 011	4	52/0.30	2.5	4.6X9.4	5.09	62.8	55
511 00600 011	6	78/0.30	3.06	5.3X10.8	3.39	86.6	70
511 01000 011	10	80/0.40	4.56	7.0X14.2	1.95	153.2	98
511 01600 011	16	128/0.40	5.6	10.0X20.4	1.24	216.7	132
511 02500 011	25	192/0.40	6.95	11.8X24.0	0.795	328.6	176
511 03500 011	35	276/0.40	8.74	13.2X26.8	0.565	449.9	218

Note: For more customized products of other specifications or special specifications, please call for consultation.

SINGLE SOLAR CABLE EN50618 H1Z2Z2-K 111



Application

Cardiffcable H1Z2Z2-K 111 have passed the strict TUV test which is flexible single cables specially designed for wiring solar plants.

These cable are extremely robust and resist high mechanical load and abrasion, have the character of high temperature resistance, excellent weather-proofing and providing a long service life.

Specifically applied to:

1.Series cables between components.

2.Parallel cables between groups of series and between groups of series to DC distribution boxes (shunt boxes).

3.Cable between DC distribution box and inverter.

4.Connecting cable from inverter to boost transformer.

5.Connecting cable from booster transformer to distribution device.

6.Connecting cables from distribution devices to power grids or users.

Construction

Conductor: Fine strands of bare copper, acc. To DIN
VDE 0295 class 5 resp. IEC 60228 cl.5
Insulation: XLPO
Insulation colour: Black or Red
Outer sheath: XLPO
Sheath colour: Black, RAL 9005

Technical data

Rated voltage: 1000V AC, 1500V DC
Test voltage: 6500V
Bending radius: D < 8mm: 4x cable diameter
D ⩾ 8mm: 6x cable diameter
Cold impact test: EN60811-506
Cold bending test: EN60811-504
Temperature range: -40℃ to +90℃ (Max. Temperature at conductor: 120℃)
Burning behavior: Self-extinguishing &flame-retardant acc. to EN 60332-1-2
Resistance against acid and alkaline solution: EN60811-404
Weathering/UV-resistance: EN50289-4-17
O-zone resistance at complete cable: EN60811-403

Part No.	Cores No. + area (mm^2)	Conductor structure (core/mm)	Conductor Diameter(mm)	Approx. Diameter (mm)	Max conductor DC resistance (20℃; Ω/KM)	Approx. Weight (kg/km)	Reference current (60℃; A)
111 00150 011	1.5	30/0.25	1.58	4.6	13.7	35.9	30
111 00250 011	2.5	47/0.25	1.98	5.0	8.21	46.5	41
111 00400 011	4	52/0.30	2.5	5.5	5.09	62.8	55
111 00600 011	6	78/0.30	3.06	6.1	3.39	86.6	70
111 01000 011	10	80/0.40	4.56	7.7	1.95	153.2	98
111 01600 011	16	128/0.40	5.6	9.0	1.24	216.7	132
111 02500 011	25	192/0.40	6.95	11.2	0.795	328.6	176
111 03500 011	35	276/0.40	8.74	13.0	0.565	449.9	218

Note: For more customized products of other specifications or special specifications, please call for consultation.

SINGLE SOLAR CABLE EN50618 H1Z2Z2–K 311



Application

Cardiffcable H1Z2Z2–K 311 have passed the strict TUV test which is flexible single cables specially designed for wiring solar plants.

These cable are extremely robust and resist high mechanical load and abrasion, have the character of high temperature resistance, excellent weather–proofing and providing a long service life.

Specifically applied to:

1.Series cables between components.

2.Parallel cables between groups of series and between groups of series to DC distribution boxes (shunt boxes).

3.Cable between DC distribution box and inverter.

4.Connecting cable from inverter to boost transformer.

5.Connecting cable from booster transformer to distribution device.

6.Connecting cables from distribution devices to power grids or users.

Construction

Conductor: Fine strands of bare copper, acc. To DIN
VDE 0295 class 5 resp. IEC 60228 cl.5
Insulation: XLPO
Insulation colour: Black & Red
Outer sheath: XLPO
Sheath colour: Black, RAL 9005

Technical data

Rated voltage: 1000V AC, 1500V DC
Test voltage: 6500V
Bending radius: D < 8mm: 4x cable diameter
D ⩾ 8mm: 6x cable diameter
Cold impact test: EN60811–506
Cold bending test: EN60811–504
Temperature range: –40℃ to +90℃ (Max. Temperature at conductor: 120℃)
Burning behavior: Self–extinguishing &flame–retardant acc. to EN 60332–1–2
Resistance against acid and alkaline solution: EN60811–404
Weathering/UV–resistance: EN50289–4–17
O–zone resistance at complete cable: EN60811–403

Part No.	Cores No. + area (mm²)	Conductor structure (core/mm)	Conductor Diameter(mm)	Approx. Diameter (mm)	Max conductor DC resistance (20℃; Ω/KM)	Approx. Weight (kg/km)	Reference current (60℃; A)
311 00150 011	1.5	30/0.25	1.58	4.8X9.8	13.7	35.9	30
311 00250 011	2.5	47/0.25	1.98	5.2X10.6	8.21	46.5	41
311 00400 011	4	52/0.30	2.5	5.7X11.6	5.09	62.8	55
311 00600 011	6	78/0.30	3.06	6.3X12.8	3.39	86.6	70
311 01000 011	10	80/0.40	4.56	7.9X16.0	1.95	153.2	98
311 01600 011	16	128/0.40	5.6	9.2X18.8	1.24	216.7	132
311 02500 011	25	192/0.40	6.95	11.2X22.8	0.795	328.6	176
311 03500 011	35	276/0.40	8.74	13.0X26.4	0.565	449.9	218

Note: For more customized products of other specifications or special specifications, please call for consultation.

NYLON CABLE GLAND



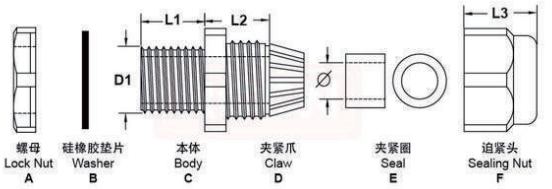

Material

Body: Polyamide (V2 acc. to UL94)

Sealing: Neoprene

Temperature

Static: –40℃ to +100℃； (Short term: 120℃)

Dynamic: –20℃ to +80℃； (Short term: 100℃)

Protection class

IP68

Colour

Grey, RAL7035

Black, RAL9005

Metric thread

Type	Thread Size	Cable Ø from / to mm	Thread diameter (F) mm	Thread length (C) mm	H mm	Wrench Size (SW) mm
HSK-M12*1.5(3-6.5)	M12*1.5	3-6.5	12	8	22	17/16
HSK-M14*1.5(4-8)	M14*1.5	4-8	14	8	26	19/19
HSK-M16*1.5(4-8)	M16*1.5	4-8	16	9	26	22/19
HSK-M16*1.5(5-10)	M16*1.5	5-10	16	9	26	22/22
HSK-M18*1.5(5-10)	M18*1.5	5-10	18	9	27	24/22
HSK-M20*1.5(6-12)	M20*1.5	6-12	20	11	28	27/24
HSK-M20*1.5(10-14)	M20*1.5	10-14	20	10	28	27/27
HSK-M22*1.5(10-14)	M22*1.5	10-14	22	11	30	30/27
HSK-M24*1.5(12-14)	M24*1.5	12-14	24	10	30	30/27
HSK-M25*1.5(9-16)	M25*1.5	9-16	25	10	35	32/33
HSK-M25*1.5(13-18)	M25*1.5	13-18	25	10	35	32/33
HSK-M27*1.5(13-18)	M27*1.5	13-18	27	10	35	36/33
HSK-M30*1.5(16-21)	M30*1.5	16-21	30	12	35	37/36
HSK-M32*1.5(16-21)	M32*1.5	16-21	32	11	35	39/37
HSK-M32*1.5(18-25)	M32*1.5	18-25	32	12	40	39/42
HSK-M36*1.5(18-25)	M36*1.5	18-25	36	12	40	45-41/42
HSK-M40*1.5(22-32)	M40*1.5	22-32	40	14	48	50/53
HSK-M50*1.5(32-38)	M50*1.5	32-38	50	14	49	60/61
HSK-M63*1.5(37-44)	M63*1.5	37-44	63	13	50	74/67
HSK-M75*2.0(53-60)	M75*2.0	53-60	75	25	65	86/82
HSK-M10*1.0(3-6.5)	M10*1.0	3-6.5	12	8	22	15/15
HSK-M12*1.5(2-5)	M12*1.5	2-5	12	8	22	17/16
HSK-M14*1.5(2-6)	M14*1.5	2-6	14	8	26	19/19
HSK-M16*1.5(2-6)	M16*1.5	2-6	16	9	26	22/19
HSK-M18*1.5(3-7)	M18*1.5	3-7	18	9	27	24/22
HSK-M20*1.5(5-9)	M20*1.5	5-9	20	11	28	27/24
HSK-M22*1.5(7-12)	M22*1.5	7-12	22	11	30	30/27
HSK-M24*1.5(7-12)	M24*1.5	7-12	24	10	30	30/27
HSK-M27*1.5(9-16)	M27*1.5	9-16	27	10	35	36/33
HSK-M30*1.5(7-15)	M30*1.5	7-15	30	12	35	37/36
HSK-M32*1.5(4-15)	M32*1.5	4-15	32	11	35	39/37
HSK-M32*1.5(18-25)	M32*1.5	18-25	32	12	40	39-41/42
HSK-M36*1.5(13-20)	M36*1.5	13-20	36	12	40	45-41/42
HSK-M40*1.5(20-26)	M40*1.5	20-26	40	14	48	50/53
HSK-M50*1.5(25-31)	M50*1.5	25-31	50	14	49	60/61
HSK-M63*1.5(29-35)	M63*1.5	29-35	63	14	50	74/67
HSK-M75*2.0(48-55)	M75*2.0	48-55	75	25	65	86-82

Note: For more customized products of other specifications or special specifications, please call for consultation.

PG thread

Type	Thread Size	Cable Ø from / to mm	Thread diameter (F) mm	Thread length (C) mm	H mm	Wrench Size (SW) mm
HSK-PG-7(3-6.5)	PG-7	3-6.5	12.5	8	22	18/16
HSK-PG-9(4-8)	PG-9	4-8	15.2	8	26	22/19
HSK-PG-11(5-10)	PG-11	5-10	18.6	8	27	24/22
HSK-PG-13.5(6-12)	PG-13.5	6-12	20.4	9	28	27/24
HSK-PG-16(10-14)	PG-16	10-14	22.5	10	30	30/27
HSK-PG-19(12-15)	PG-19	12-15	24.1	10	30	30/28
HSK-PG-21(13-18)	PG-21	13-18	28.3	10	35	36/33
HSK-PG-25(16-21)	PG-25	16-21	30.1	11	34	37/36
HSK-PG-29(18-25)	PG-29	18-25	37	12	40	45/42
HSK-PG-36(22-32)	PG-36	22-32	47	14	48	58/53
HSK-PG-42(32-38)	PG-42	32-38	54	14	49	63/61
HSK-PG-48(37-44)	PG-48	37-44	59.3	14	50	69/65
HSK-PG-63(42-50)	PG-63	42-50	70.2	27	84	86/72

NPT thread

Type	Thread Size	Cable Ø from / to mm	Thread diameter (F) mm	Thread length (C) mm	H mm	Wrench Size (SW) mm
HSK-NPT 1/4(3-6.5)	NPT 1/4	3-6.5	13.616	8	22	19/16
HSK-NPT 3/8(4-8)	NPT 3/8	4-8	17.055	15	26	24/19
HSK-NPT 1/2(6-12)	NPT 1/2	6-12	21.223	13	30	27/24
HSK-NPT 1/2(10-14)	NPT 1/2	10-14	21.223	13	30	27/27
HSK-NPT 3/4(13-18)	NPT 3/4	13-18	26.568	15	37	32/33
HSK-NPT 1(18-25)	NPT 1	18-25	33.227	16	40	40/41
HSK-NPT1-1/4(18-25)	NPT1-1/4	18-25	41.984	18	48	50/46
HSK-NPT1-1/2(22-32)	NPT1-1/2	22-32	48.053	15	49	60/53
HSK-NPT 2(37-44)	NPT 2	37-44	60.091	20	50	69/65

G thread

Type	Thread Size	Cable Ø from / to mm	Thread diameter (F) mm	Thread length (C) mm	H mm	Wrench Size (SW) mm
HSK-G1/4(3-6.5)	G1/4	3-6.5	13.2	8	22	19/16
HSK-G3/8(4-8)	G3/8	4-8	16.7	15	26	24/19
HSK-G1/2(6-12)	G1/2	6-12	20.9	13	30	27/24
HSK-G1/2(10-14)	G1/2	10-14	20.9	13	30	27/27
HSK-G3/4(13-18)	G3/4	13-18	26.4	15	37	32/33
HSK-G1(18-25)	G1	18-25	33.2	16	40	40/41
HSK-G1-1/4(22-32)	G1-1/4	22-32	41.9	18	48	50/46
HSK-G1-1/2(32-48)	G1-1/2	32-48	47.8	15	49	60/53
HSK-G2(37-44)	G2	37-44	59.6	15	50	69/65

Note: For more customized products of other specifications or special specifications, please call for consultation.

NYLON CABLE GLAND WITH LONGER THREAD



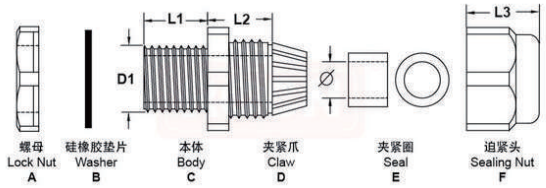

Material

Body: Polyamide (V2 acc. to UL94)

Sealing: Neoprene

Temperature

Static: –40℃ to +100℃； (Short term: 120℃)

Dynamic: –20℃ to +80℃； (Short term: 100℃)

Protection class

IP68

Colour

Grey, RAL7035

Black, RAL9005

Type	Thread Size	Cable Ø from / to mm	Thread diameter (F) mm	Suggested aperture diameter mm	Thread length (C) mm	H mm	Wrench Size (SW) mm
HSK-M12*1.5(3-6.5)-L	M12*1.5	3-6.5	12	12-12.3	15	22	17/16
HSK-M16*1.5(4-8)-L	M16*1.5	4-8	16	16-16.3	15	26	22/19
HSK-M16*1.5(5-10)-L	M16*1.5	5-10	16	16-16.3	15	26	22/22
HSK-M18*1.5(5-10)-L	M18*1.5	5-10	18	18-18.3	15	27	24/22
HSK-M20*1.5(6-12)-L	M20*1.5	6-12	20	20-20.3	15	28	27/24
HSK-M20*1.5(8-14)-L	M20*1.5	8-14	20	20-20.3	15	28	27/27
HSK-M22*1.5(10-14)-L	M22*1.5	10-14	22	22-22.3	15	30	30/27
HSK-M25*1.5(9-16)-L	M25*1.5	9-16	25	25-25.4	15	35	32/33
HSK-M25*1.5(13-18)-L	M25*1.5	13-18	25	25-25.4	15	35	32/33
HSK-M32*1.5(18-25)-L	M32*1.5	18-25	32	32-32.4	16	35	41/42
HSK-M40*1.5(22-32)-L	M40*1.5	22-32	40	40-40.4	18	48	50/53
HSK-M50*1.5(32-38)-L	M50*1.5	32-38	50	50-50.4	20	49	60/61
HSK-M63*1.5(37-44)-L	M63*1.5	37-44	63	63-63.4	19	50	74/67
HSK-M12*1.5(2-5)-L	M12*1.5	2-5	12	12-12.3	15	22	17/16
HSK-M16*1.5(2-6)-L	M16*1.5	2-6	16	16-16.3	15	26	22/19
HSK-M18*1.5(3-7)-L	M18*1.5	3-7	18	18-18.3	15	27	24/22
HSK-M20*1.5(5-9)-L	M20*1.5	5-9	20	20-20.3	15	28	27/24
HSK-M22*1.5(7-12)-L	M22*1.5	7-12	22	22-22.3	15	30	30/27
HSK-M32*1.5(13-20)-L	M32*1.5	13-20	32	32-32.4	15	40	39/42
HSK-M40*1.5(19-28)-L	M40*1.5	19-28	40	40-40.4	18	48	50/46
HSK-M40*1.5(20-26)-L	M40*1.5	20-26	40	40-40.4	18	48	50/53
HSK-M50*1.5(25-31)-L	M50*1.5	25-31	50	50-50.4	18	49	60/61
HSK-M63*1.5(29-35)-L	M63*1.5	29-35	63	63-63.4	19	50	74/67

Note: For more customized products of other specifications or special specifications, please call for consultation.

BRASS CABLE GLAND



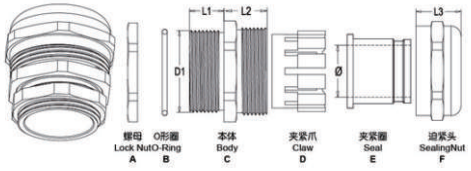

Material

Body: Brass with nickel–plated

Clamping: polyamide (V2 acc. to UL94)

Sealing and O–ring: Neoprene

Temperature

Static: –40℃ to +100℃; (Short term: 120℃)

Dynamic: –20℃ to +80℃; (Short term: 100℃)

Protection class

IP68

Type	Cable Ø from / to mm	Thread diameter (F) mm	Thread length (C) mm	H mm	Wrench Size (SW) mm	Packing Unit
HSM-M10*1.5(3~6.5)	3~6.5	10	6	18	14	50
HSM-M12*1.5(3~6.5)	3~6.5	12	6	18	14	50
HSM-M14*1.5(4~8)	4~8	14	7	21	18	50
HSM-M16*1.5(4~8)	4~8	16	7	21	18	50
HSM-M16*1.5(5~10)	5~10	16	7	21	20	50
HSM-M18*1.5(5~10)	5~10	18	7	22	20	50
HSM-M18*1.5(6~12)	6~12	18	8	24	22	50
HSM-M20*1.5(6~12)	6~12	20	8	24	22	50
HSM-M20*1.5(5~10)	5~10	20	8	24	22	50
HSM-M20*1.5(10~14)	10~14	20	8	25	24	50
HSM-M22*1.5(12~16)	12~16	22	8	24	28	50
HSM-M22*1.5(10~14)	10~14	22	8	24	24	50
HSM-M24*1.5(7~12)	7~12	24	8	24	28	50
HSM-M24*1.5(10~14)	10~14	24	8	24	28	50
HSM-M25*1.5(12~16)	12~16	25	8	24	28	50
HSM-M25*1.5(13~18)	13~18	25	8	24	30	50
HSM-M25*1.5(10~14)	10~14	25	8	24	28	50
HSM-M27*2.0(13~18)	13~18	27	8	26	30	25
HSM-M30*2.0(16~22)	16~22	30	8	26	34	25
HSM-M30*2.0(9~16)	9~16	30	8	26	32	25
HSM-M30*2.0(13~18)	13~18	30	8	26	32	25
HSM-M32*1.5(16~22)	16~22	32	10	27	34	25
HSM-M32*1.5(18~25)	18~25	32	10	34	40	25
HSM-M33*2.0(16~22)	16~22	33	10	27	36	25
HSM-M33*2.0(18~25)	18~25	33	10	34	40	25
HSM-M36*2.0(21~28)	21~28	36	10	34	42	20
HSM-M36*2.0(13~20)	13~20	36	10	34	40	20
HSM-M36*2.0(18~25)	18~25	36	10	34	40	20
HSM-M40*1.5(18~25)	18~25	40	10	34	42	10
HSM-M40*1.5(22~32)	22~32	40	10	39	50	10
HSM-M40*1.5(32~35)	32~35	40	10	39	60	10
HSM-M42*2.0(21~28)	21~28	42	10	37	45	10
HSM-M42*2.0(22~32)	22~32	42	10	40	50	10
HSM-M48*2.0(22~32)	22~32	48	10	40	50	10
HSM-M48*2.0(32~38)	32~38	48	10	40	60	10
HSM-M56*2.0(32~38)	32~38	56	11	42	60	5
HSM-M56*2.0(25~31)	25~31	56	11	42	60	5

Note: For more customized products of other specifications or special specifications, please call for consultation.

BRASS CABLE GLAND WITH LONGER THREAD

Type	Cable Ø from / to mm	Thread diameter (F) mm	Thread length (C) mm	H mm	Wrench Size (SW) mm	Packing Unit
HSM-M56*2.0(37~44)	37~44	56	11	42	65	5
HSM-M60*2.0(37~44)	37~44	60	12	43	65	5
HSM-M63*1.5(46~52)	46~52	63	12	45	75	5
HSM-M63*1.5(37~44)	37~44	63	12	43	67	5
HSM-M63*1.5(29~35)	29~35	63	12	43	67	5
HSM-M64*2.0(37~44)	37~44	64	12	43	67	5
HSM-M64*2.0(46~52)	46~52	64	12	47	75	1
HSM-M72*2.0(46~52)	46~52	72	16	47	75	1
HSM-M72*2.0(52~60)	52~60	72	20	57	85	1
HSM-M75*1.5(46~52)	46~52	75	16	47	80	1
HSM-M80*2.0(52-60)	52-60	80	20	57	85	1
HSM-M80*2.0(62-70)	62-70	80	20	57	100	1
HSM-M90*2.0(62-70)	62-70	90	20	57	100	1

Note: For more customized products of other specifications or special specifications, please call for consultation.



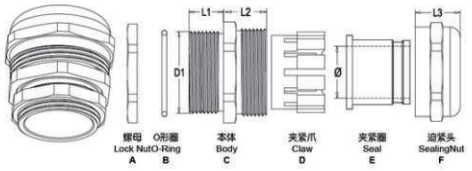

Material

Body: Polyamide (V2 acc. to UL94)

Sealing: Neoprene

Temperature

Static: –40℃ to +100℃； (Short term: 120℃)

Dynamic: –20℃ to +80℃； (Short term: 100℃)

Protection class

IP68

Colour

Grey, RAL7035

Black, RAL9005

Type	Cable Ø from / to mm	Thread diameter (F) mm	Thread length (C) mm	H mm	Wrench Size (SW) mm	Packing Unit
HSM-M12*1.5(4~8)-L	4~8	12	15	18	18	50
HSM-M12*1.5(3~6.5)-L	3~6.5	12	15	18	14	50
HSM-M16*1.5(4~8)-L	4~8	16	15	21	18	50
HSM-M16*1.5(5~10)-L	5~10	16	15	21	20	50
HSM-M20*1.5(6~12)-L	6~12	20	15	24	22	50
HSM-M20*1.5(5~9)-L	5~9	20	15	24	22	50
HSM-M20*1.5(10~14)-L	10~14	20	15	25	24	50
HSM-M25*1.5(12~16)-L	12~16	25	15	24	27	50
HSM-M25*1.5(13~18)-L	13~18	25	15	24	30	50
HSM-M25*1.5(10~14)-L	10~14	25	15	24	27	50
HSM-M32*1.5(16~22)-L	16~22	32	20	27	34	20
HSM-M32*1.5(18~25)-L	18~25	32	20	34	40	20
HSM-M40*1.5(18~25)-L	18~25	40	20	34	42	10
HSM-M40*1.5(22~32)-L	22~32	40	20	39	50	10
HSM-M40*1.5(32~35)-L	32~35	40	20	39	60	10
HSM-M50*1.5(32~38)-L	32~38	50	20	39	60	5
HSM-M50*1.5(22~32)-L	22~32	50	20	39	55	5
HSM-M50*1.5(37~43)-L	37~43	50	20	41	65	5
HSM-M63*1.5(46~52)-L	46~52	63	20	45	75	5
HSM-M63*1.5(37~44)-L	37~44	63	20	43	67	5
HSM-M63*1.5(29~35)-L	29~35	63	20	43	67	5
HSM-M75*1.5(46~52)-L	46~52	75	20	47	80	1
HSM-M80*2.0(52~60)-L	52~60	80	25	57	85	1
HSM-M90*2.0(62~70)-L	62~70	90	25	57	100	1

Note: For more customized products of other specifications or special specifications, please call for consultation.

PLASTIC DOME PLUG



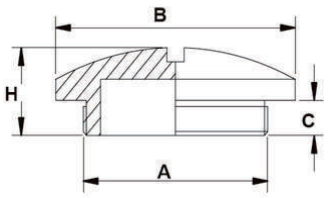

Material

Body: Polyamide (V2 acc. to UL94)

Sealing: Neoprene

Temperature

Static: –40℃ to +100℃; (Short term: 120℃)

Dynamic: –20℃ to +80℃, short term:100℃

Protection class

IP68 with suitable O–ring sealing

Colour

Grey, RAL7035

Black, RAL9005

BRASS DOME PLUG

Type	Thread Size	Thread diameter (F) mm	Suggested aperture diameter mm	Thread length (C) mm	H mm	External Diameter (D) mm
DPP-M12*1.5	M12*1.5	12	12-12.3	8	12.5	15
DPP-M16*1.5	M16*1.5	16	16-16.3	8	13	19
DPP-M18*1.5	M18*1.5	18	18-18.3	9	13	22
DPP-M20*1.5	M20*1.5	20	20-20.3	9	13	25
DPP-M22*1.5	M22*1.5	22	22-22.3	10	15	27
DPP-M25*1.5	M25*1.5	25	25-25.3	10	15.5	30
DPP-M27*1.5	M27*1.5	27	27-27.3	10	15.5	33
DPP-M32*1.5	M32*1.5	32	32-32.3	10	16	38
DPP-M40*1.5	M40*1.5	40	40-40.3	11	16	46
DPP-M50*1.5	M50*1.5	50	50-50.3	13	18	56
DPP-M63*1.5	M63*1.5	63	63-63.3	14	19	68

Note: For more customized products of other specifications or special specifications, please call for consultation.



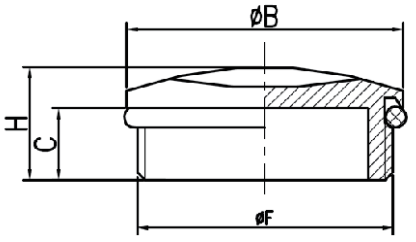

Material

Body: Brass with nickel–plated
clamping: polyamide (V2 acc. to UL94)
Sealing and O–ring: Neoprene

Temperature

Static: –40℃ to +100℃； (Short term: 120℃)
Dynamic: –20℃ to +80℃； (Short term: 100℃)

Protection class

IP68

Metric thread

Type	Thread diameter (F) mm	Thread length (C) mm	External Diameter (D) mm	H mm	Packing Unit
DPM-M12*1.5	12	5	14	8	50
DPM-M16*1.5	16	6	18	9	50
DPM-M18*1.5	18	6.5	20	9.5	50
DPM-M20*1.5	20	7	22	10	50
DPM-M22*1.5	22	7	24	10	50
DPM-M24*1.5	24	7	27	11	50
DPM-M27*2.0	27	7	30	11	50
DPM-M30*2.0	30	8	32	12	20
M32*1.5	32	8	36	12	50
DPM-M36*2.0	36	8	40	12.5	10
M40*1.5	40	8	45	12.5	50
DPM-M42*2.0	42	9	45	14	10
DPM-M48*2.0	48	9	50	14	10
M50*1.5	50	9	55	14	20
DPM-M56*2.0	56	9	60	15	10
M63*1.5	63	10	67	16	10
DPM-M64*2.0	64	10	67	16	10
DPM-M72*2.0	72	12	75	19	10
DPM-M75*2.0	75	12	80	19	10
DPM-M76*2.0	76	12	80	19	10
DPM-M80*2.0	80	14	85	22	10
DPM-M90*2.0	90	15	100	23	5
DPM-M100*2.0	100	16	110	24	1
DPM-M110*2.0	110	18	120	26.5	1

Note: For more customized products of other specifications or special specifications, please call for consultation.

PG thread

Type	Thread diameter (F) mm	Thread length (C) mm	External Diameter (D) mm	H mm	Packing Unit
DPM-Pg7	12.5	5	15	8	50
DPM-Pg9	15.2	6	18	9	50
DPM-Pg11	18.6	6.5	22	10	50
DPM-Pg13.5	20.4	7	24	10	50
DPM-Pg16	22.5	7	25	10	50
DPM-Pg21	28.3	7	32	11	50
DPM-Pg29	37	8	42	12.5	20
DPM-Pg36	47	9	52	14	10
DPM-Pg42	54	10	60	16	10
DPM-Pg48	59.3	10	65	16	10

NPT thread

Type	Thread diameter (F) mm	Thread length (C) mm	External Diameter (D) mm	H mm	Packing Unit
DPM-NPT3/8"	17.055	10.3	20	13.5	50
DPM-NPT1/2"	21.224	13.6	24	17	50
DPM-NPT3/4"	26.569	14.1	30	18.3	25
DPM-NPT1"	33.227	16.8	36	21.3	20
DPM-NPT1"1/4"	41.984	17.3	45	22	10
DPM-NPT1"1/2"	48.053	17.3	52	22.5	10
DPM-NPT2"	60.091	17.7	65	25	1
DPM-NPT2 1/2"	72.699	23.7	80	31	1
DPM-NPT3"	88.608	26	95	33	1

G thread

Type	Thread diameter (F) mm	Thread length (C) mm	External Diameter (D) mm	H mm	Packing Unit
DPM-G1/4"	13.15	5	16	11	50
DPM-G3/8"	16.66	6	18	11	50
DPM-G1/2"	20.99	7	24	11	50
DPM-G3/4"	26.44	7	30	12	25
DPM-G1"	33.25	8	36	12	25
DPM-G1"1/4"	41.91	8	45	12.5	20
DPM-G1" 1/2"	47.8	9	52	15	20
DPM-G2"	59.61	10	65	18	5
DPM-G2 1/2"	75.18	15	80	22.5	5
DPM-G3"	87.88	20	95	28	5
DPM-G3 1/2"	100.33	20	115	28	5
DPM-G4"	113.03	18	130	28.5	5

Note: For more customized products of other specifications or special specifications, please call for consultation.

NYLON ENLARGER



Material

Body: Polyamide (V2 acc. to UL94)

Sealing: Neoprene

Temperature

Static: –40℃ to +100℃； (Short term: 120℃)

Dynamic: –20℃ to +80℃； (Short term: 100℃)

Protection class

IP65

Colour

Grey, RAL7035

Metric thread

Type	Outer Thread Size	Inner Thread Size	Thread length (C) mm	H mm	External Diameter (D) mm
PTR-M20*1.5/M12*1.5	M20*1.5	M12*1.5	8	12	27
PTR-M20*1.5/M16*1.5	M20*1.5	M16*1.5	8	12	27
PTR-M25*1.5/M16*1.5	M25*1.5	M16*1.5	10	13	29
PTR-M25*1.5/M20*1.5	M25*1.5	M20*1.5	10	13	29
PTR-M32*1.5/M20*1.5	M32*1.5	M20*1.5	11	13.5	36
PTR-M32*1.5/M25*1.5	M32*1.5	M25*1.5	11	13.5	36
PTR-M40*1.5/M32*1.5	M40*1.5	M32*1.5	11	13.5	46
PTR-M50*1.5/M32*1.5	M50*1.5	M32*1.5	11	15	58
PTR-M50*1.5/M40*1.5	M50*1.5	M40*1.5	11	15	58
PTR-M12*1.5/M16*1.5	M12*1.5	M16*1.5	15	19	12
PTR-M16*1.5/M20*1.5	M16*1.5	M20*1.5	15	19	16
PTR-M20*1.5/M25*1.5	M20*1.5	M25*1.5	15	19	20
PTR-M25*1.5/M32*1.5	M25*1.5	M32*1.5	15	19	25
PTR-M32*1.5/M40*1.5	M32*1.5	M40*1.5	15	19.5	32
PTR-M40*1.5/M50*1.5	M40*1.5	M50*1.5	15	19.5	40
PTR-M50*1.5/M63*1.5	M50*1.5	M63*1.5	15	19.5	50

PG thread

Type	Outer Thread Size	Inner Thread Size	Thread length (C) mm	H mm	External Diameter (D) mm
PTR-PG13.5/PG9	PG13.5	Pg9	8	12	27
PTR-PG16/PG9	PG16	PG9	10	13	29
PTR-PG16/PG11	PG16	PG11	10	13	29
PTR-PG21/PG13.5	PG21	PG13.5	11	13.5	36
PTR-PG21/PG16	PG21	PG16	11	13.5	36
PTR-PG29/PG21	PG29	PG21	11	13.5	46
PTR-PG36/PG29	PG36	PG29	11	15	58

Note: For more customized products of other specifications or special specifications, please call for consultation.

BRASS ENLARGER（ADAPTOR）



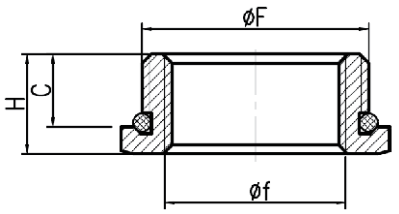

Material

Body: Brass with nickel–plated

Sealing and O–ring: Neoprene

Temperature

Static: –40℃ to +100℃；(Short term: 120℃)

Dynamic: –20℃ to +80℃；(Short term: 100℃)

Protection class

IP68

Metric thread（Reduction ring）

Type	Outer Thread Size	Inner Thread Size	Thread length (C) mm	H mm	Wrench Size (SW) mm	Packing Unit
CTR-M16*1.5/M10*1.5	M16*1.5	M10*1.5	7	10	18	50
CTR-M16*1.5/M12*1.5	M16*1.5	M12*1.5	7	10	18	50
CTR-M18*1.5/M12*1.5	M18*1.5	M12*1.5	7	10	20	50
CTR-M18*1.5/M16*1.5	M18*1.5	M16*1.5	7	22	20	50
CTR-M20*1.5/M16*1.5	M20*1.5	M16*1.5	8	11	22	50
CTR-M20*1.5/M12*1.5	M20*1.5	M12*1.5	8	11	22	50
CTR-M24*1.5/M20*1.5	M24*1.5	M20*1.5	8	11	27	25
CTR-M24*1.5/M18*1.5	M24*1.5	M18*1.5	8	11	27	25
CTR-M24*1.5/M16*1.5	M24*1.5	M16*1.5	8	11	27	25
CTR-M27*2.0/M18*1.5	M27*2.0	M18*1.5	8	11	30	20
CTR-M27*2.0/M20*1.5	M27*2.0	M20*1.5	8	11	30	20
CTR-M27*2.0/M24*1.5	M27*2.0	M24*1.5	8	24	30	20
CTR-M30*2.0/M24*1.5	M30*2.0	M24*1.5	8	11.5	32	20
CTR-M30*2.0/M27*2.0	M30*2.0	M27*2.0	8	24	32	20
CTR-M33*2.0/M24*1.5	M33*2.0	M24*1.5	10	13.5	36	20
CTR-M33*2.0/M27*2.0	M33*2.0	M27*2.0	10	13.5	36	20
CTR-M36*2.0/M30*2.0	M36*2.0	M30*2.0	8	11.5	40	10
CTR-M36*2.0/M27*2.0	M36*2.0	M27*2.0	10	13.5	40	10
CTR-M36*2.0/M24*1.5	M36*2.0	M24*1.5	10	13.5	40	10
CTR-M36*2.0/M16*1.5	M36*2.0	M16*1.5	10	13.5	40	10
CTR-M42*2.0/M30*2.0	M42*2.0	M30*2.0	10	13.5	45	10
CTR-M42*2.0/M36*2.0	M42*2.0	M36*2.0	10	13.5	45	10
CTR-M48*2.0/M27*2.0	M48*2.0	M27*2.0	10	13.5	50	10
CTR-M48*2.0/M33*2.0	M48*2.0	M33*2.0	10	13.5	50	10
CTR-M48*2.0/M36*2.0	M48*2.0	M36*2.0	10	13.5	50	10
CTR-M48*2.0/M42*2.0	M48*2.0	M42*2.0	10	13.5	50	10
CTR-M64*2.0/M48*2.0	M64*2.0	M48*2.0	10	14.5	67	5
CTR-M16*1.5/M12*1.5	M16*1.5	M12*1.5	7	10	18	50
CTR-M16*1.5/M12*1.5	M20*1.5	M16*1.5	8	11	22	50
CTR-M20*1.5/M16*1.5	M20*1.5	M12*1.5	8	11	22	50
CTR-M20*1.5/M12*1.5	M25*1.5	M20*1.5	8	11	27	50
CTR-M25*1.5/M20*1.5	M25*1.5	M16*1.5	8	11	27	50
CTR-M25*1.5/M16*1.5	M32*1.5	M27*2.0	8	11.5	34	50
CTR-M32*1.5/M27*2.0	M32*1.5	M25*1.5	8	11.5	34	50
CTR-M32*1.5/M25*1.5	M32*1.5	M24*1.5	8	11.5	34	50
CTR-M32*1.5/M24*1.5	M32*1.5	M20*1.5	8	11.5	34	25
CTR-M32*1.5/M20*1.5	M32*1.5	M16*1.5	8	11.5	34	25
CTR-M32*1.5/M16*1.5	M40*1.5	M33*2.0	10	3.5	42	20
CTR-M40*1.5/M33*2.0	M40*1.5	M32*1.5	10	3.5	42	20
CTR-M40*1.5/M32*1.5	M40*1.5	M25*1.5	10	3.5	42	20
CTR-M40*1.5/M25*1.5	M50*1.5	M40*1.5	10	13.5	55	10
CTR-M50*1.5/M40*1.5	M50*1.5	M32*1.5	10	13.5	55	10
CTR-M50*1.5/M32*1.5	M63*1.5	M56*2.0	12	16.5	67	5
CTR-M63*1.5/M56*2.0	M63*1.5	M50*1.5	10	14.5	67	5
CTR-M63*1.5/M50*1.5	M63*1.5	M40*1.5	10	14.5	67	5
CTR-M63*1.5/M40*1.5	M63*1.5	M32*1.5	10	14.5	67	5
CTR-M63*1.5/M32*1.5	M75*1.5	M63*1.5	16	21	80	5

Note: For more customized products of other specifications or special specifications, please call for consultation.

PG thread

Type	Outer Thread Size	Inner Thread Size	Thread length (C) mm	H mm	Wrench Size (SW) mm	Packing Unit
CTR-PG9/PG7	Pg9	Pg7	6	20.5	18	50
CTR-PG11/PG9	PG11	PG9	7	10	20	50
CTR-PG11/PG7	PG11	PG7	7	10	20	50
CTR-PG13.5/PG11	PG13.5	PG11	7	21.5	22	50
CTR-PG13.5/PG9	PG13.5	PG9	8	11	22	50
CTR-PG16/PG13.5	PG16	PG13.5	7	21.5	24	50
CTR-PG16/PG9	PG16	PG9	8	11	24	50
CTR-PG16/PG11	PG16	PG11	7	10	24	50
CTR-PG21/PG16	PG21	PG16	7	10.5	30	20
CTR-PG21/PG13.5	PG21	PG13.5	8	11.5	30	20
CTR-PG29/PG16	PG29	PG16	10	13.5	40	10
CTR-PG29/PG21	PG29	PG21	8	11.5	40	10
CTR-PG36/PG21	PG36	PG21	10	13.5	50	10
CTR-PG36/PG29	PG36	PG29	10	13.5	50	10
CTR-PG42/PG29	PG42	PG29	10	13.5	60	5
CTR-PG42/PG36	PG42	PG36	11	14.5	60	5
CTR-PG48/PG36	PG48	PG36	12	15.5	65	5
CTR-PG48/PG42	PG48	PG42	10	13.5	65	5

NPT thread

Type	Outer Thread Size	Inner Thread Size	Thread length (C) mm	H mm	Wrench Size (SW) mm	Packing Unit
CTR-NPT1/2"-NPT3/8"	NPT1/2"	NPT3/8"	13.6	28	24	50
CTR-NPT3/4"-NPT1/2"	NPT3/4"	NPT1/2"	14.1	17.6	30	50
CTR-NPT3/4"-NPT3/8"	NPT3/4"	NPT3/8"	14.1	18	30	50
CTR-NPT1"-NPT1/2"	NPT1"	NPT1/2"	16.8	20.3	36	25
CTR-NPT1"-NPT3/4"	NPT1"	NPT3/4"	16.8	20.3	36	25
CTR-NPT1 1/4"-NPT1"	NPT1 1/4"	NPT1"	17.3	21.3	45	25
CTR-NPT1 1/4"-NPT3/4"	NPT1 1/4"	NPT3/4"	17.3	21.3	45	20
CTR-NPT1 1/4"-NPT1/2"	NPT1 1/4"	NPT1/2"	17.3	21.3	45	20
CTR-NPT1 1/2"-NPT3/4"	NPT1 1/2"	NPT3/4"	17.3	21.3	50	20
CTR-NPT1 1/2"-NPT1"	NPT1 1/2"	NPT1"	17.3	21.5	50	20
CTR-NPT1 1/2"-NPT1/2"	NPT1 1/2"	NPT1/2"	17.3	21.5	50	20
CTR-NPT1 1/2"-NPT1/4"	NPT1 1/2"	NPT1/4"	17.3	22	50	20
CTR-NPT2"-NPT1 1/2"	NPT2"	NPT1 1/2"	18	22.5	65	10
CTR-NPT2"-NPT1 1/4"	NPT2"	NPT1 1/4"	18	22.5	65	10
CTR-NPT2"-NPT1"	NPT2"	NPT1"	17.7	23	65	10
CTR-NPT2"-NPT1/2"	NPT2"	NPT1/2"	17.7	23	65	10
CTR-NPT3"-NPT1 1/4"	NPT3"	NPT1 1/4"	26	32	92	5
CTR-NPT3"-NPT2"	NPT3"	NPT2"	26	32	92	5

Note: For more customized products of other specifications or special specifications, please call for consultation.

G thread

Type	Outer Thread Size	Inner Thread Size	Thread length (C) mm	H mm	Wrench Size (SW) mm	Packing Unit
CTR-G1/2"-G3/8"	G1/2"	G3/8"	8	11	24	50
CTR-G3/4"-G1/2"	G3/4"	G1/2"	8	11	30	50
CTR-G3/4"-G3/8"	G3/4"	G3/8"	8	11	30	50
CTR-G1"-G1/2"	G1"	G1/2"	8	11.5	36	25
CTR-G1"-G3/4"	G1"	G3/4"	8	11.5	36	25
CTR-G1 1/4"-G1"	G1 1/4"	G1"	10	13.5	45	25
CTR-G1 1/4"-G3/4"	G1 1/4"	G3/4"	10	13.5	45	25
CTR-G1 1/4"-G1/2"	G1 1/4"	G1/2"	10	13	45	25
CTR-G1 1/2"-G3/4"	G1 1/2"	G3/4"	10	13.5	50	20
CTR-G1 1/2"-G1/2"	G1 1/2"	G1/2"	10	13.5	50	20
CTR-G1 1/2"-G1"	G1 1/2"	G1"	10	13.5	50	20
CTR-G1 1/2"-G1 1/4"	G1 1/2"	G1 1/4"	10	13.5	50	20
CTR-G2"-G1 1/2"	G2"	G1 1/2"	10	14.5	65	10
CTR-G2"-G1 1/4"	G2"	G1 1/4"	10	14.5	65	10
CTR-G2"-G1"	G2"	G1"	10	14.5	65	10
CTR-G2"/G3/4"	G2"	G3/4"	10	14.5	65	10

Note: For more customized products of other specifications or special specifications, please call for consultation.

Metric thread (Augmented ring)

Type	Outer Thread Size	Inner Thread Size	C1 mm	C2 mm	H mm	Pore Size (I) mm	Wrench Size (SW) mm	Packing Unit
CTR-M12*1.5/M16*1.5	M12*1.5	M16*1.5	6	10.5	21	8	18	50
CTR-M12*1.5/M20*1.5	M12*1.5	M20*1.5	7	11.5	22.5	8	22	50
CTR-M16*1.5/M20*1.5	M16*1.5	M20*1.5	7	11.5	22.5	11.5	22	50
CTR-M18*1.5/M20*1.5	M18*1.5	M20*1.5	7	11.5	22.5	13.5	22	25
CTR-M18*1.5/M24*1.5	M18*1.5	M24*1.5	8	11.5	23.5	13.5	27	25
CTR-M20*1.5/M24*1.5	M20*1.5	M24*1.5	7	11.5	23.5	15.5	27	25
CTR-M20*1.5/M27*2.0	M20*1.5	M27*2.0	7	11.5	23	16	30	25
CTR-M24*1.5/M27*2.0	M24*1.5	M27*2.0	7	11.5	23	19	30	20
CTR-M24*1.5/M30*2.0	M24*1.5	M30*2.0	8	11	24	19	32	20
CTR-M27*2.0/M36*2.0	M27*2.0	M36*2.0	8	12.5	25	22	40	20
CTR-M30*2.0/M36*2.0	M30*2.0	M36*2.0	8	12.5	25	25	40	10
CTR-M36*2.0/M48*2.0	M36*2.0	M48*2.0	10	13	28.5	30	50	10
CTR-M48*2.0/M64*2.0	M48*2.0	M64*2.0	10	15	32	42	67	5
CTR-M12*1.5/M16*1.5	M12*1.5	M16*1.5	6	10.5	21	8	18	100
CTR-M12*1.5/M20*1.5	M12*1.5	M20*1.5	7	11.5	22.5	8	22	100
CTR-M16*1.5/M20*1.5	M16*1.5	M20*1.5	7	11.5	22.5	11.5	22	100
CTR-M16*1.5/M25*1.5	M16*1.5	M25*1.5	8	11.5	23.5	11.5	27	100
CTR-M20*1.5/M25*1.5	M20*1.5	M25*1.5	8	11.5	23.5	15.5	27	50
CTR-M20*1.5/M32*1.5	M20*1.5	M32*1.5	8	12.5	25.5	15	34	50
CTR-M25*1.5/M30*2.0	M25*1.5	M30*2.0	8	11	24	20	32	25
CTR-M25*1.5/M27*2.0	M25*1.5	M27*2.0	8	11	24	20	30	25
CTR-M25*1.5/M32*1.5	M25*1.5	M32*1.5	8	12.5	25.5	20	36	25
CTR-M25*1.5/M40*1.5	M25*1.5	M40*1.5	8	13.5	26.5	20	42	25
CTR-M32*1.5/M40*1.5	M32*1.5	M40*1.5	9	13.5	26.5	26	42	20
CTR-M32*1.5/M50*1.5	M32*1.5	M50*1.5	10	15	32	26	55	20
CTR-M40*1.5/M50*1.5	M40*1.5	M50*1.5	10	15	32	34	55	10
CTR-M40*1.5/M63*1.5	M40*1.5	M63*1.5	10	15	32	34	67	10
CTR-M50*1.5/M63*1.5	M50*1.5	M63*1.5	10	15	32	44	67	5
CTR-M63*1.5/M72*2.0	M63*1.5	M72*2.0	12	18	38	55	80	5

Note: For more customized products of other specifications or special specifications, please call for consultation.

PG thread

Type	Outer Thread Size	Inner Thread Size	C1 mm	C2 mm	H mm	Pore Size (I) mm	Wrench Size (SW) mm	Packing Unit
CTR-PG7/PG9	Pg7	Pg9	6	10.5	20.5	8	18	50
CTR-PG7/PG11	PG7	PG11	7	12	23.5	8	22	50
CTR-PG9/PG11	PG9	PG11	7	12	23.5	11	22	50
CTR-PG9/PG13.5	PG9	PG13.5	7	12.5	23.5	11	22	50
CTR-PG9/PG16	PG9	PG16	7	12.5	22.5	11	25	50
CTR-PG11/PG13.5	PG11	PG13.5	7	12.5	23.5	14	22	50
CTR-PG11/PG16	PG11	PG16	7	12.5	22.5	14.5	25	50
CTR-PG11/PG21	PG11	PG21	8	12.5	24	14	30	50
CTR-PG13.5/PG16	PG13.5	PG16	8	12.5	25	15	24	50
CTR-PG13.5/PG21	PG13.5	PG21	8	12.5	24	16	30	20
CTR-PG16/PG21	PG16	PG21	8	12.5	24	18	30	20
CTR-PG16/PG29	PG16	PG29	8	14.5	26	18	40	20
CTR-PG21/PG29	PG21	PG29	8	13.5	26	23	40	10
CTR-PG29/PG36	PG29	PG36	10	13.5	28.5	31	50	10
CTR-PG36/PG42	PG36	PG42	10	15	32	42	60	5
CTR-PG36/PG48	PG36	PG48	10	15	32	42	65	5
CTR-PG42/PG48	PG42	PG48	11	15	32	47	65	5

NPT thread

Type	Outer Thread Size	Inner Thread Size	C1 mm	C2 mm	H mm	Pore Size (I) mm	Wrench Size (SW) mm	Packing Unit
CTR-NPT3/8"-NPT1/2	NPT3/8"	NPT1/2	10.3	13.6	27	12	24	50
CTR-NPT1/2"-NPT3/4"	NPT1/2"	NPT3/4"	13.6	14.1	31.5	15	30	50
CTR-NPT1/2"-NPT1"	NPT1/2"	NPT1"	13.6	16.8	35	15.5	36	25
CTR-NPT3/4"-NPT1"	NPT3/4"	NPT1"	14.1	16.8	35.5	21	36	25
CTR-NPT3/4"-NPT1 1/2"	NPT3/4"	NPT1 1/2"	14.1	17.3	37	20	55	20
CTR-NPT1"-NPT1 1/4"	NPT1"	NPT1 1/4"	16.8	17.3	39	25	45	20
CTR-NPT1"-NPT1 1/2"	NPT1"	NPT1 1/2"	16.8	17.3	39	25	52	20
CTR-NPT1 1/4"-NPT1 1/2"	NPT1 1/4"	NPT1 1/2"	17.3	17.3	40	35	52	20
CTR-NPT1 1/4"-NPT 2"	NPT1 1/4"	NPT 2"	17.3	17.7	39	42	65	10
CTR-NPT1 1/2"-NPT2"	NPT1 1/2"	NPT2"	17.3	16	39	42	65	10

G thread

Type	Outer Thread Size	Inner Thread Size	C1 mm	C2 mm	H mm	Pore Size (I) mm	Wrench Size (SW) mm	Packing Unit
CTR-G1/4"-G3/8"	G1/4"	G3/8"	7	11.5	22.5	9	20	50
CTR-G3/8"-G1/2	G3/8"	G1/2	7	11	22	11	24	50
CTR-G1/2"-G3/4"	G1/2"	G3/4"	8	13	26	16	30	50
CTR-G1/2"-G1"	G1/2"	G1"	8	13	24	16	36	25
CTR-G3/4"-G1"	G3/4"	G1"	8	15	29	20	36	25
CTR-G3/4"-G1 1/2"	G3/4"	G1 1/2"	9	13	24	20	55	20
CTR-G1"-G1 1/4"	G1"	G1 1/4"	0	15	31	26	45	20
CTR-G1"-G1 1/2"	G1"	G1 1/2"	10	15	31	26	55	20
CTR-G1 1/4"-G1 1/2"	G1 1/4"	G1 1/2"	10	15	31	36	55	20
CTR-G1 1/4"-G 2"	G1 1/4"	G 2"	10	14	28	36	65	10
CTR-G1 1/2"-G2"	G1 1/2"	G2"	10	16	30	39	65	10

Note: For more customized products of other specifications or special specifications, please call for consultation.

CONDUITS PA6



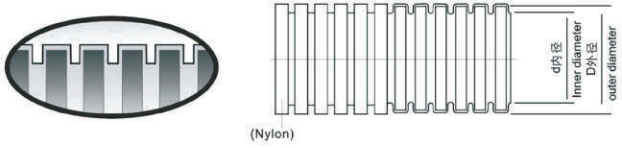

Type	Conduits Type (AD)	ID/OD mm	Natural bending mm	Packing Unit
PA6-AD10B	Ad10	7.0*10.0	15	100
PA6-AD13B	AD13	10.0*13.0	20	100
PA6-AD15.8B	AD15.8	12.0*15.8	25	100
PA6-AD18.5B	AD18.5	14.3*18.5	35	50
PA6-AD20B	AD20	15.0*20.0	40	50
PA6-AD21.2B	AD21.2	17.0*21.2	40	50
PA6-AD25B	AD25	20.0*25.0	45	50
PA6-AD28.5B	AD28.5	23.0*28.5	45	50
PA6-AD34.5B	AD34.5	29.0*34.5	55	25
PA6-AD42.5B	AD42.5	36.0*42.5	65	25
PA6-AD54.5B	AD54.5	48.0*54.5	80	25
PA6-AD67.2B	AD67.2	56.0*67.2	130	20
PA6-AD80B	AD80	67.0*80.0	170	20

Note: For more customized products of other specifications or special specifications, please call for consultation.

Material

Plastic (PA)

Temperature

–30℃ to +110℃；(Max +130℃)

Colour

Grey & Black. Special colour can be available on request.

Properties

– Air– and liquid–tight
– Oil resistant to + 80℃
– Benzine resistant
– Highly resistant to acid and solvents
– Free of silicon, cadmium, halogen
– Self–extinguishing
– Flame retardant
– Black tubing are UV–resistant, grey tubing limited resistance
– V2 according to UL 94
– DIN 5510, part 2

CONDUITS PA6–V





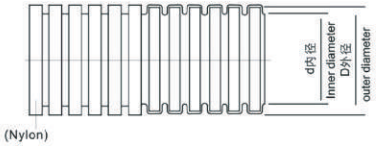

Type	Conduits Type (AD)	ID/OD mm	Natural bending mm	Packing Unit
PA6-AD10.0B-V	Ad10	7.0*10.0	15	100
PA6-AD13.0B-V	AD13	10.0*13.0	20	100
PA6-AD15.8B-V	AD15.8	12.0*15.8	25	100
PA6-AD18.5B-V	AD18.5	14.3*18.5	35	50
PA6-AD21.2B-V	AD21.2	17.0*21.2	40	50
PA6-AD25B-V	AD25	20.0*25.0	45	50
PA6-AD28.5B-V	AD28.5	23.0*28.5	55	25
PA6-AD34.5B-V	AD34.5	29.0*34.5	65	25
PA6-AD42.5B-V	AD42.5	36.0*42.5	80	25
PA6-AD54.5B-V	AD54.5	48.0*54.5	170	25

Note: For more customized products of other specifications or special specifications, please call for consultation.

Material

Plastic (PA)

Temperature

–40℃ to +110℃；(Max +130℃)

Colour

Grey & Black. Special colour can be available on request.

Properties

– Air– and liquid–tight
– Oil resistant to + 80℃
– Benzine resistant
– Highly resistant to acid and solvents
– Free of silicon, cadmium, halogen
– Self–extinguishing
– Flame retardant
– Black tubing are UV–resistant, grey tubing limited resistance
– V0 according to UL 94
– DIN 5510, part 2

CONDUITS PE



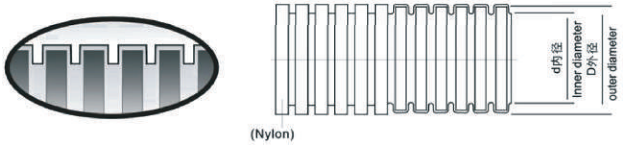

Type	Conduits Type (AD)	ID/OD mm	Natural bending mm	Packing Unit
PE-AD10B	Ad10	7.0*10.0	15	100
PE-AD13B	AD13	10.0*13.0	20	100
PE-AD15.8B	AD15.8	12.0*15.8	25	100
PE-AD18.5B	AD18.5	14.3*18.5	35	50
PE-AD21.2B	AD21.2	17.0*21.2	40	50
PE-AD28.5B	AD28.5	23.0*28.5	45	50
PE-AD34.5B	AD34.5	29.0*34.5	55	25
PE-AD42.5B	AD42.5	36.0*42.5	65	25
PE-AD54.5B	AD54.5	48.0*54.5	80	25
PE-AD80B	AD80	67.0*80.0	170	25

Note: For more customized products of other specifications or special specifications, please call for consultation.

Material

Plastic (PE)

Temperature

–30℃ to +80℃；(Max +100℃)

Colour

Grey & Black. Special colour can be available on request.

Properties

– Air and liquid–tight
– Oil resistant to + 80℃
– Benzine resistant
– Highly resistant to acid and solvents
– Flame retardant
– Black tubing are UV–resistant, grey tubing limited resistance

CONDUITS PP





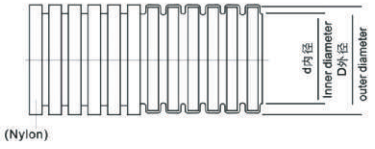

Type	Conduits Type (AD)	ID/OD mm	Natural bending mm	Packing Unit
PP-AD10B	Ad10	7.0*10.0	15	100
PP-AD13B	AD13	10.0*13.0	20	100
PP-AD15.8B	AD15.8	12.0*15.8	25	100
PP-AD18.5B	AD18.5	14.3*18.5	35	50
PP-AD21.2B	AD21.2	17.0*21.2	40	50
PP-AD28.5B	AD28.5	23.0*28.5	45	50
PP-AD34.5B	AD34.5	29.0*34.5	55	25
PP-AD42.5B	AD42.5	36.0*42.5	65	25
PP-AD54.5B	AD54.5	48.0*54.5	80	25
PP-AD80B	AD80	67.0*80.0	170	25

Note: For more customized products of other specifications or special specifications, please call for consultation.

Material

Plastic (PP)

Temperature

–40℃ to +120℃；(Max +130℃)

Colour

Grey & Black. Special colour can be ordered.

Properties

– Air– and liquid–tight
– Resistant against hydrous solutions, acids and alkalis
– Highly resistant to solvents
– Ozon resistant
– Free of silicon and cadmium
– Black tubing are UV–resistant
– Flame retarding

PLASTIC STRAIGHT CONNECTOR



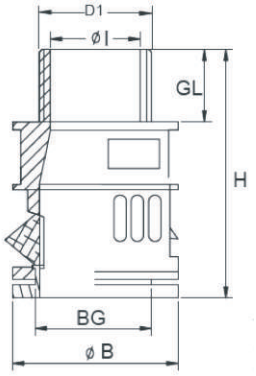

Material

Body: Polyamide (V2 acc. to UL94)

Sealing: Neoprene

Temperature

Static: –40℃ to +100℃; (Short term: 120℃)

Dynamic: –20℃ to +80℃; (Short term: 100℃)

On request

Can provide a lengthened thread

Delivery cycle

With a large number of spot, huge need to confirm

Metric thread (Plastic straight connector)

Type	Thread Size	Matching Conduits ID BG	Matching Conduits OD AD	Thread diameter (F) mm	Thread length (C) mm	Pore Size (I) mm	External Diameter (D) mm
QG-M12*1.5B-AD10	M12*1.5	BG-07	AD10	12	10	7	17
QG-M12*1.5B-AD13	M12*1.5	BG-10	AD13	12	10	7	20
QG-M16*1.5B-AD10	M16*1.5	BG-07	AD10	16	10	10	17
QG-M16*1.5B-AD13	M16*1.5	BG-10	AD13	16	10	12	20
QG-M16*1.5B-AD15.8	M16*1.5	BG-12	AD15.8	16	10	12	23
QG-M18*1.5B-AD13	M18*1.5	BG-10	AD13	18	10	10	20
QG-M18*1.5B-AD15.8	M18*1.5	BG-12	AD15.8	18	10	10	23
QG-M18*1.5B-AD18.5	M18*1.5	BG-15	AD18.5	18	11	13	25.5
QG-M20*1.5B-AD13	M20*1.5	BG-10	AD13	20	10	12	23
QG-M20*1.5B-AD15.8	M20*1.5	BG-12	AD15.8	20	10	12	23
QG-M20*1.5B-AD18.5	M20*1.5	BG-15	AD18.5	20	11	13	25.5
QG-M20*1.5B-AD21.2	M20*1.5	BG-17	AD21.2	20	12	15	29.5
QG-M24*1.5B-AD21.2	M24*1.5	BG-17	AD21.2	24	12	17	29.5
QG-M25*1.5B-AD21.2	M25*1.5	BG-17	AD21.2	25	12	17	29.5
QG-M25*1.5B-AD28.5	M25*1.5	BG-23	AD28.5	25	12	20	37
QG-M25*1.5B-AD34.5	M25*1.5	BG-29	AD34.5	25	12	20	37
QG-M27*2.0B-AD28.5	M27*1.5	BG-23	AD28.5	27	12	23	37
QG-M30*2.0B-AD28.5	M30*2.0	BG-23	AD28.5	30	12	23	37
QG-M32*1.5B-AD28.5	M32*1.5	BG-23	AD28.5	32	12	30	37
QG-M32*1.5B-AD34.5	M32*1.5	BG-29	AD34.5	32	12	30	44
QG-M36*2.0B-AD34.5	M36*2.0	BG-29	AD34.5	36	12	30	44
QG-M40*1.5B-AD34.5	M40*1.5	BG-29	AD34.5	40	12	35	51.5
QG-M40*1.5B-AD42.5	M40*1.5	BG-36	AD42.5	40	12	35	51.5
QG-M48*2.0B-AD42.5	M48*1.5	BG-36	AD42.5	48	12	35	51.5

PG thread

Type	Thread Size	Matching Conduits ID BG	Matching Conduits OD AD	Thread diameter (F) mm	Thread length (C) mm	Pore Size (I) mm	External Diameter (D) mm
QG-PG7B-AD10	PG7	BG-07	Ad10	12.5	10	7	20
QG-PG9B-AD13	PG9	BG-10	AD13	15.2	10	7	20
QG-PG11B-AD13	PG11	BG-10	AD13	18.6	10	7	20
QG-PG11B-AD15.8	PG11	BG-12	AD15.8	18.6	10	13	23
QG-PG13.5B-AD13	PG13.5	BG-10	AD13	20.4	10	13	20
QG-PG13.5B-AD15.8	PG13.5	BG-12	AD15.8	20.4	10	13	23
QG-PG13.5B-AD18.5	PG13.5	BG-15	AD18.5	20.4	11	14	25.5
QG-PG13.5B-AD21.2	PG13.5	BG-17	AD21.2	20.4	12	16	29.5
QG-PG16B-AD21.2	PG16	BG-17	AD21.2	22.5	12	16	29.5
QG-PG21B-AD28.5	PG21	BG-23	AD28.5	28.3	12	24	37
QG-PG29B-AD34.5	PG29	BG-29	AD34.5	37	12	30	44
QG-PG36B-AD42.5	PG36	BG-36	AD42.5	47	12	37	51.5
QG-PG42B-AD54.5	PG42	BG-48	AD54.5	54	12	44	65.5
QG-PG48B-AD54.5	PG48	BG-48	AD54.5	59.3	15	48	65.5

G thread

Type	Thread Size	Matching Conduits ID BG	Matching Conduits OD AD	Thread diameter (F) mm	Thread length (C) mm	Pore Size (I) mm	External Diameter (D) mm
QG-G3/8B-AD10	G3/8	BG-07	AD10	16.5	10	7	20
QG-G1/2B-AD15.8	G1/2	BG-12	AD15.8	21.3	10	13	23
QG-G1/2B-AD21.2	G1/2	BG-17	AD21.2	21.3	12	16	29.5
QG-G3/4B-AD28.5	G3/4	BG-23	AD28.5	26.6	12	24	37
QG-G1B-AD34.5	G1	BG-29	AD34.5	33.2	12	30	44

Note: For more customized products of other specifications or special specifications, please call for consultation.

PLASTIC ELBOW CONNECTOR



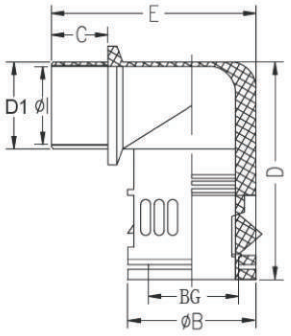

Material

Body: Polyamide (V2 acc. to UL94)

Sealing: Neoprene

Temperature

Static: –40℃ to +100℃； (Short term: 120℃)

Dynamic: –20℃ to +80℃； (Short term: 100℃)

On request

Can provide a lengthened thread

Metric thread (Plastic elbow connector)

Type	Thread Size	Matching Conduits ID BG	Matching Conduits OD AD	Thread diameter (F) mm	Suggested aperture diameter mm	Thread length (C) mm	Pore Size (I) mm	External Diameter (D) mm	H mm	Total Height (E) mm
QW-M12*1.5B-AD10	M12*1.5	BG-07	Ad10	12	12-12.3	10	8.5	17	33.5	32
QW-M16*1.5B-AD13	M16*1.5	BG-10	AD13	16	16-16.3	10	12	20	36	34
QW-M16*1.5B-AD15.8	M16*1.5	BG-12	AD15.8	16	16-16.3	10	12	23	42	37.5
QW-M18*1.5B-AD15.8	M18*1.5	BG-12	AD15.8	18	18-18.3	10	15.5	23	42	37.5
QW-M20*1.5B-AD15.8	M20*1.5	BG-12	AD15.8	20	20-20.3	10	15.5	23	42	37.5
QW-M20*1.5B-AD18.5	M20*1.5	BG-15	AD18.5	20	20-20.3	13	13.5	26.5	46	44
QW-M20*1.5B-AD21.2	M20*1.5	BG-17	AD21.2	20	20-20.3	13	14.8	29.5	50	49
QW-M24*1.5B-D21.2	M24*1.5	BG-17	AD21.2	24	24-24.3	13	18	29.5	50	49
QW-M25*1.5B-D21.2	M25*1.5	BG-17	AD21.2	25	25-25.4	13	14.8	29	46	49
QW-M25*1.5B-AD28.5	M25*1.5	BG-23	AD28.5	25	25-25.4	13	18	29	50	49
QW-M32*1.5B-AD34.5	M32*1.5	BG-29	AD34.5	32	32-32.4	15	240	44	67.5	67.5
QW-M40*1.5B-AD42.5	M40*1.5	BG-36	AD42.5	40	40-40.4	15	32	52	83	74.5
QW-M50*1.5B-AD54.5	M50*1.5	BG-48	AD54.5	50	50-50.4	16	39	64	88	86.5
QW-M63*1.5B-AD54.5	M63*1.5	BG-48	AD54.5	63	63-63.4	16	53	64	88	86.5

PG thread

Type	Thread Size	Matching Conduits ID BG	Matching Conduits OD AD	Thread diameter (F) mm	Suggested aperture diameter mm	Thread length (C) mm	Pore Size (I) mm	External Diameter (D) mm	H mm	Total Height (E) mm
QW-PG7B-AD10	PG7	BG-07	Ad10	12.5	12.5-12.8	10	8.5	17	33.5	32
QW-PG9B-AD13	PG9	BG-10	AD13	15.2	15.2-15.5	10	12	20	36	34
QW-PG11B-AD15.8	PG11	BG-12	AD15.8	18.6	18.6-18.9	10	12	23	42	37.5
QW-PG13.5B-AD18.5	PG13.5	BG-15	AD18.5	20.4	20.4-20.7	11	13.5	26.5	46	44
QW-PG16B-AD21.2	PG16	BG-17	AD21.2	22.5	22.5-22.8	12	18	29.5	50	47
QW-PG21B-AD28.5	PG21	BG-23	AD28.5	28.3	28.3-28.7	12	24	37	57	55
QW-PG29B-AD34.5	PG29	BG-29	AD34.5	37	37.0-37.4	12	32	44	67.5	63
QW-PG36B-AD42.5	PG36	BG-36	AD42.5	47	47.0-47.4	12	36	52	83	70
QW-PG48B-AD54.5	PG48	BG-48	AD54.5	59.3	59.3-54.7	14	48	64	88	83

TUBING CLAMP WITH COVER



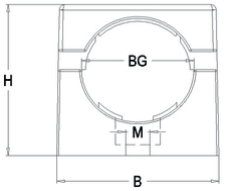



Material

Body: Polyamide

Sealing: Neoprene

Temperature

–40℃ to +100℃； (Short term: 120℃)

Properties

Fasten of conduits at cabinets and machines.

– Cover is included

– Quick and easy installation due to one–hole fixing

– Conduits snap in and more fastness

– Optimal strain relief due to the rips of the holder

Type	Matching Conduits ID BG	Matching Conduits OD AD	Width (B) mm	Total Height (E) mm	Thickness mm	Screw Hole type
RHD-AD10B	BG-07	AD10	30	26	12.5	M4
RHD-AD13B	BG-10	AD13	30	26	12.5	M4
RHD-AD15.8B	BG-12	AD15.8	30	26	12.2	M4
RHD-AD18.5B	BG-15	AD18.5	35	33	13.5	M5
RHD-AD21.2B	BG-17	AD21.2	35	33	15	M5
RHD-AD28.5B	BG-23	AD28.5	42	43	16	M6
RHD-AD34.5B	BG-29	AD34.5	51	46	16.5	M6
RHD-AD42.5B	BG-36	AD42.5	61	55	19	M6
RHD-AD54.5B	BG-48	AD54.5	74	69	19	M6

Note: For more customized products of other specifications or special specifications, please call for consultation.

TUBING CLAMP



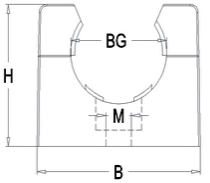

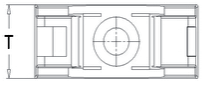

Material

Body: Polyamide

Sealing: Neoprene

Temperature

–40℃ to +100℃； (Short term: 120℃)

Properties

Fasten of conduits at cabinets and machines.

– Quick and easy installation due to one–hole fixing

– Conduits snap in

– Optimal strain relief due to the rips of the holder

Type	Matching Conduits ID BG	Matching Conduits OD AD	Width (B) mm	Total Height (E) mm	Thickness mm	Screw Hole type
RH-AD10B	BG-07	10	30	26	12.5	M4
RH-AD13B	BG-10	13	30	26	12.5	M4
RH-AD15.8B	BG-12	15.8	30	26	12.2	M4
RH-AD18.5B	BG-15	18.5	35	33	13.5	M5
RH-AD21.2B	BG-17	21.2	35	33	15	M5
RH-AD28.5B	BG-23	28.5	42	43	16	M6
RH-AD34.5B	BG-29	34.5	51	46	16.5	M6
RH-AD42.5B	BG-36	42.5	61	55	19	M6
RH-AD54.5B	BG-48	54.5	74	69	19	M6

Note: For more customized products of other specifications or special specifications, please call for consultation.

PLASTIC COUPLING



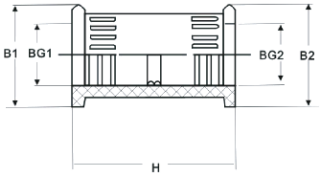

Material

Body: TPE

Temperature

–40℃ to +110℃

Properties

Extension and repair of cable protection conduits
– Easy assembly, just putting on
– High level of protection
– Fixing of the cap on the cable protection conduit due to internal grooves

Type	Matching Conduits ID/OD mm	Φ1 mm	Φ2 mm	ΦB1 mm	ΦB2 mm	H mm
TPEI-2*13.0	13.0*13.0	10	10	20	20	36.5
TPEI-2*15.8	15.8*15.8	12	12	23	23	44.5
TPEI-2*18.5	18.5*18.5	14.3	14.3	26.5	26.5	48
TPEI-2*21.2	21.2*21.2	17	17	29.5	29.5	48
TPEI-2*28.5	28.5*28.5	23	23	36.5	36.5	48
TPEI-2*34.5	34.5*34.5	29	29	42.5	42.5	48

Note: For more customized products of other specifications or special specifications, please call for consultation.

PLASTIC Y DISTRIBUTOR



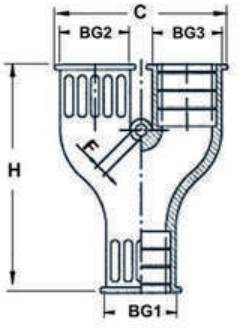

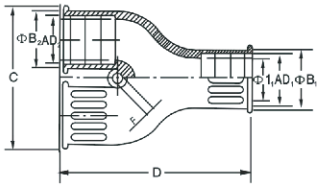

Material

Body: TPE

Temperature

–40℃ to +110℃,

Properties

Intribution of cable protection conduits into Y–direction with various diameters
– Easy assembly, just putting on
– High level of protection
– Fixing of the cap on the cable protection conduit due to internal grooves
– Enclosed performance

Type	Matching Conduits ID/OD mm	Φ11 mm	Φ12 mm	ΦB1 mm	ΦB2 mm	Thread diameter (F) mm	Thread length (C) mm
TPEY-3*10	3*10	9.5	9.5	17.5	17.5	54.5	36.5
TPEY-2*10.0/1*13.0	2*10.0/1*13.0	10	7	20	17	63	36
TPEY-3*13.0	3*13.0	10	10	20	20	65	43
TPEY-2*13.0/1*15.8	2*13.0/1*15.8	12.5	10	23	20	66	45
TPEY-3*15.8	3*15.8	12.5	12.5	23	23	68	46
TPEY-3*18.5	3*18.5	15	15	26.5	26.5	81	54.5
TPEY-3*21.2	3*21.2	18	18	29.5	29.5	82.5	62.5
TPEY-2*21.2/1*28.5	2*21.2/1*28.5	25.5	18	36.5	29.5	68	60.5
TPEY-2*28.5/1*34.5	2*28.5/1*34.5	31.5	25.5	42.5	36.5	86	77
TPEY-2*34.5/1*42.5	2*34.5/1*42.5	39.7	31.5	52.5	42.5	98.5	89

Note: For more customized products of other specifications or special specifications, please call for consultation.

PLASTIC T DISTRIBUTOR



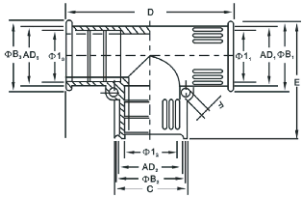

Material

Body: TPE

Temperature

–40℃ to +110℃

Properties

Distribution of cable protection conduits into Y–direction with various diameters

– Easy assembly, just putting on

– High level of protection

– Fixing of the cap on the cable protection conduit due to internal grooves enclosed performance

Type	Matching Conduits ID/OD mm	Φ11 mm	Φ12 mm	Φ13 mm	ΦB1 mm	ΦB2 mm	ΦB3 mm	Thread diameter (F) mm	Total Height (E) mm	Thread length (C) mm	Screw Hole type
TPET-3*10.0	3*10.0	7	7	7	17.5	17.5	17.5	46.5	32.5	18.3	4
TPET-3*13.0	3*13.0	10	10	10	21	21	21	51	36	21	4
TPET-3*15.8	3*15.8	14	14	14	25	25	25	63	44	24.5	4
TPET-3*18.5	3*18.5	15	15	15	26.5	26.5	26.5	70.5	48.5	24.3	4
TPET-3*21.2	3*21.2	18	18	18	29.5	29.5	29.5	71.5	50	29.5	4
TPET-2*21.2/1*28.5	2*21.2/1*28.5	18	25.5	18	32	36.5	32	78	51	38.5	4
TPET-3*28.5	3*28.5	25.5	25.5	25.5	36.5	36.5	36.5	77	57.5	37	4
TPET-3*34.5	3*34.5	31.5	31.5	31.5	42.5	42.5	42.5	85	64	42	4
TPET-3*42.5	3*42.5	39.7	39.7	39.7	52.5	52.5	52.5	96	74.5	52.8	4

Note: For more customized products of other specifications or special specifications, please call for consultation.

OPENABLE Y DISTRIBUTOR



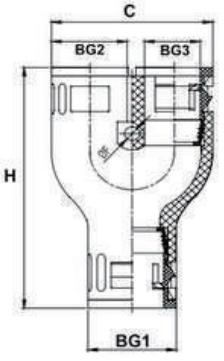

Material

Body: Polyamide (V2 acc. to UL94)

Sealing: Neoprene

Temperature

–40℃ to +100℃

Type	Matching Conduits ID/OD mm	Matching Conduits ID Bg2	Matching Conduits ID Bg1	Screw Hole type	H mm	Thread length (C) mm
QY-2*10.0/13.0B	2*10.0/13.0	BG-07/10	BG-10/13	4	68	36
QY-2*13.0/15.8B	2*13.0/15.8	BG-10/13	BG-12/15.8	4	71	42
QY-2*15.8/21.2B	2*15.8/21.2	BG-12/15.8	BG-17/21.2	4	75	52
QY-2*15.8/28.5B	2*15.8/28.5	BG-12/15.8	BG-23/28.5	4	75	52
QY-2*21.2/28.5B	2*21.2/28.5	BG-17/21.2	BG-23/28.5	4	76.5	63
QY-3*10.0B	3*10.0	BG-07/10	BG-07/10	4	50	37
QY-3*13.0B	3*13.0	BG-10/13	BG-10/13	4	70	42
QY-3*15.8B	3*15.8	BG-12/15.8	BG-12/15.8	4	80	48
QY-3*18.5B	3*18.5	BG-15/18.5	BG-15/18.5	4	75	56
QY-3*21.2B	3*21.2	BG-17/21.2	BG-17/21.2	4	76.5	63

Note: For more customized products of other specifications or special specifications, please call for consultation.

PLASTIC COATED METAL FLEXIBLE PIPES



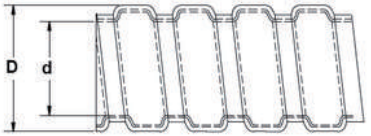

Product structure

(Inner layer) Adopting galvanized steel band with special insulation treatment
(Outer layer) Adopting PVC raw material.

Product features

Excellent oil resistance and wide range of using temperature.

Temperature

–40℃ to +80℃

Applications

Suitable for the transmission of industrial oil, cutting fluid, lubricants, coolant

Type	Thread Size	G Thread	External Diameter (D) mm	Natural bending mm	Max. Axial Tension kg
JSH-PVC-Φ 6B	Φ6	3/16"	9.00 ± 0.25	40	335
JSH-PVC-Φ 8B	Φ 8	1/4"	11.8 ± 0.30	45	470
JSH-PVC-Φ 10B	Φ 10	5/16"	14.5 ± 0.30	55	590
JSH-PVC-Φ 12B	Φ 12	-	16.5 ± 0.35	60	710
JSH-PVC-Φ 13B	Φ 13	3/8"	17.5 ± 0.35	65	765
JSH-PVC-Φ 15B	Φ 15	-	20.2 ± 0.35	80	885
JSH-PVC-Φ 16B	Φ 16	1/2"	21.2 ± 0.35	85	940
JSH-PVC-Φ 19B	Φ 19	-	24.5 ± 0.40	95	1120
JSH-PVC-Φ 20B	Φ 20	3/4"	25.5 ± 0.40	100	1180
JSH-PVC-Φ 25B	Φ 25	1"	31.7 ± 0.45	120	1450
JSH-PVC-Φ 32B	Φ 32	1 1/4"	39.6 ± 0.50	150	1885
JSH-PVC-Φ 38B	Φ 38	1 1/2"	46.6 ± 0.60	180	2240
JSH-PVC-Φ 51B	Φ 51	2"	59.5 ± 1.00	220	3000
JSH-PVC-Φ 64B	Φ 64	2 1/2"	73.5 ± 1.50	310	3770
JSH-PVC-Φ 75B	Φ 75	3"	84.5 ± 2.00	350	4400
JSH-PVC-Φ 100B	Φ 100	4"	109.0 ± 3.0	410	4700

Note: For more customized products of other specifications or special specifications, please call for consultation.

FLAT PLASTIC COATED METAL FLEXIBLE PIPES



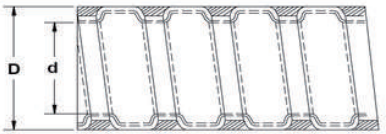

Product structure

(Inner layer) Adopting galvanized steel band with special insulation treatment
(Outer layer) Adopting PVC raw material.

Product features

Excellent oil resistance and wide range of using temperature.

Temperature

–10℃ to +100℃

Applications

Suitable for air conditioning, municipal engineering and other public occasions;

Type	Thread Size	G Thread	External Diameter (D) mm	Natural bending mm	Max. Axial Tension kg
JSB-PVC-Φ 10B	Φ10	5/16"	14.5 ± 0.30	55	590
JSB-PVC-Φ 12B	Φ 12	-	16.5 ±0.35	60	710
JSB-PVC-Φ 13B	Φ 13	3/8"	17.5 ± 0.35	65	765
JSB-PVC-Φ 15B	Φ 15	-	20.2 ± 0.35	80	885
JSB-PVC-Φ 16B	Φ 16	1/2"	21.2 ± 0.35	85	940
JSB-PVC-Φ 19B	Φ 19	-	24.5 ± 0.40	95	1120
JSB-PVC-Φ 20B	Φ 20	3/4"	25.5 ± 0.40	100	1180
JSB-PVC-Φ 25B	Φ 25	1"	31.7 ± 0.45	120	1450
JSB-PVC-Φ 32B	Φ 32	1 1/4"	39.6 ± 0.50	150	1885
JSB-PVC-Φ 38B	Φ 38	1 1/2"	46.6 ± 0.60	180	2240
JSB-PVC-Φ 51B	Φ 51	2"	59.5 ± 1.00	220	3000
JSB-PVC-Φ 64B	Φ 64	2 1/2"	73.0 ± 1.50	310	
JSB-PVC-Φ 75B	Φ 75	3"	88.9 ± 2.00	350	
JSB-PVC-Φ 100B	Φ 100	4"	114.3 ± 3.00	410	

Note: For more customized products of other specifications or special specifications, please call for consultation.

END STYLE UNION



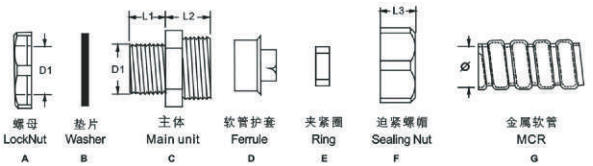

Product structure

(Inner layer) NBR

(Outer layer) Brass with nickel–plated or Zinc alloy

Temperature

Static: –40℃ to +100℃; (Max +120℃)

Applications

High temperature, bad conditions

Type	Matching Conduits Metric Size	Matching Conduits G Thread	G Thread	Thread diameter (F) mm	Thread length (C) mm	H mm
DPJ-Φ6	Φ6	3/16"	G1/4"	13.2	8	16
DPJ-Φ8	Φ8	5/16"	G3/8"	13.2	8	16
DPJ-Φ10	Φ10	1/4"	G3/8"	16.5	8	17
DPJ-Φ12	Φ12 (13)	3/8"	G3/8"	16.5	8	18
DPJ-Φ15	Φ15 (16)	1/2"	G1/2"	21.3	11	23
DPJ-Φ20	Φ20 (22)	3/4"	G3/4"	26.6	14	22
DPJ-Φ25	Φ25 (28)	1"	G1"	33.4	15	28
DPJ-Φ32	Φ32 (36)	1-1/4"	G1-1/4"	42.1	15	30
DPJ-Φ38	Φ38 (42)	1-1/2"	G1-1/2"	47.8	16	32
DPJ-Φ51	Φ51 (54)	2"	G2"	59.6	18	34
DPJ-Φ64	Φ64 (70)	2-1/2"	G2-1/2"	75.1	22	38
DPJ-Φ75	Φ75 (82)	3"	G3"	87.8	22	46
DPJ-Φ100	Φ100	4"	G4"	113	24	50
DPJ-Φ125	Φ125	5"	G5"			
DPJ-Φ150	Φ150	6"	G6"			

Note: For more customized products of other specifications or special specifications, please call for consultation.

INNER THREADED UNION



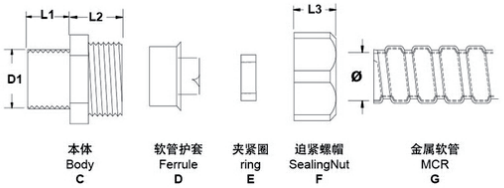

Product structure

(Inner layer) NBR

(Outer layer) Brass with nickel–plated or Zinc alloy

Temperature

Static: –40℃ to +100℃; (Max +120℃)

Applications

High temperature, bad conditions

Type	Matching Conduits Metric Size	G Thread
DPN-Φ6	Φ6	G1/4"
DPN-Φ8	Φ8	G3/8"
DPN-Φ10	Φ10	G3/8"
DPN-Φ12	Φ12 (13)	G3/8"
DPN-Φ15	Φ15 (16)	G1/2"
DPN-Φ20	Φ20 (22)	G3/4"
DPN-Φ25	Φ25 (28)	G1"
DPN-Φ32	Φ32 (36)	G1-1/4"
DPN-Φ38	Φ38 (42)	G1-1/2"
DPN-Φ51	Φ51 (54)	G2"
DPN-Φ64	Φ64 (70)	G2-1/2"
DPN-Φ75	Φ75 (82)	G3"
DPN-Φ100	Φ100	G4"
DPN-Φ125	Φ125	G5"
DPN-Φ150	Φ150	G6"

Note: For more customized products of other specifications or special specifications, please call for consultation.

Cores colour for Data Cable Acc.to DIN 47100

1 White	16 Yellow/Brown	31 Green/Blue
2 Brown	17 White/Grey	32 Yellow/Blue
3 Green	18 Grey/Brown	33 Green/Red
4 Yellow	19 White/Pink	34 Yellow/Red
5 Grey	20 Pink/Brown	35 Green/Black
6 Pink	21 White/Blue	36 Yellow/Black
7 Blue	22 Brown/Blue	37 Grey/Blue
8 Red	23 White/Red	38 Pink/Blue
9 Black	24 Brown/Red	39 Grey/Red
10 Violet	25 White/Black	40 Pink/Red
11 Grey/Pink	26 Brown/Black	41 Grey/Black
12 Red/Blue	27 Grey/Green	42 Pink/Black
13 White/Green	28 Yellow/Grey	43 Blue/Black
14 Brown/Green	29 Pink/Green	44 Red/Black
15 White/Yellow	30 Yellow/Pink	

Other colour, pls contact us!

Cores colour for Twisted Pair Data Cable Acc.to DIN 47100

Core Pair	A-core	B-core	Core Pair	A-core	B-core
1	White	Brown	13	White/Black	Brown/Black
2	Green	Yellow	14	Grey/Green	Yellow/Grey
3	Grey	Pink	15	Pink/Green	Yellow/Pink
4	Blue	Red	16	Green/Blue	Yellow/Blue
5	Black	Violet	17	Green/Red	Yellow/Red
6	Grey/Pink	Red/Blue	18	Green/Black	Yellow/Black
7	White/Green	Brown/Green	19	Grey/Blue	Pink/Blue
8	White/Yellow	Yellow/Brown	20	Grey/Red	Pink/Red
9	White/Grey	Grey/Brown	21	Grey/Black	Pink/Black
10	White/Pink	Pink/Brown	22	Blue/Black	Red/Black
11	White/Blue	Brown/Blue			
12	White/Red	Brown/Red			

Other colour, pls contact us!

Cores colour for Power and Control Cable Acc.to VDE 0293–308

Cores	Colour: -JB -JZ (G)	Colour: -OB -OZ
2	–	BU;BN
3	GN/YE;BN;BU	BN;BK;GY
3a	–	BU;BN;BK
4	GN/YE;BN;BK;GY	BU;BN;BK;GY
4a	GN/YE;BU;BN;BK	–
5	GN/YE;BU;BN;BK;GY	BU;BN;BK;GY
≥6	Black cores with White number, and GN/YE wire	Black cores with White number

Other colour, pls contact us!

Conductor stranding Acc.to IEC 60228 /VDE 0295

Nominal cross-section mm^2	Class 2		Class 5	Class 6			
0.14				18x0.1	18x0.1	36x0.07	72x0.05
0.25			14x0.15	32x0.1	32x0.1	65x0.07	128x0.05
0.34		7x0.25	19x0.15	42x0.1	42x0.1	88x0.07	174x0.05
0.5	7x0.3	7x0.30	16x0.20	28x0.15	64x0.1	131x0.07	256x0.05
0.75	7x0.37	7x0.37	24x0.20	42x0.15	96x0.1	195x0.07	384x0.05
1.0	7x0.43	7x0.43	32x0.20	56x0.15	128x0.1	260x0.07	512x0.05
1.5	7x0.52	7x0.52	30x0.25	84x0.15	192x0.1	392x0.07	768x0.05
2.5	7x0.67	19x0.41	50x0.25	140x0.15	320x0.1	651x0.07	1280x0.05
4	7x0.85	19x0.52	56x0.30	224x0.15	512x0.1	1040x0.07	
6	7x1.05	19x0.64	84x0.30	192x0.20	768x0.1	1560x0.07	
10	7x1.35	49x0.51	80x0.40	320x0.20	1280x0.1	2600x0.07	
16	7x1.70	49x0.65	128x0.40	512x0.20	2048x0.1		
25	7x2.13	84x0.62	200x0.40	800x0.20	3200x0.1		
35	7x2.52	133x0.58	280x0.40	1120x0.20			
50	19x1.83	133x0.69	400x0.40	705x0.30			
70	19x2.17	189x0.69	356x0.50	990x0.30			
95	19x2.52	259x0.69	485x0.50	1340x0.30			
120	37x2.03	336x0.67	614x0.50	1690x0.30			
150	37x2.27	392x0.69	765x0.50	2123x0.30			
185	37x2.52	494x0.69	944x0.50	1470x0.40			
240	61x2.24	627x0.70	1225x0.50	1905x0.40			
300	61x2.50	790x0.70	1530x0.50	2385x0.40			
400	61x2.89		2035x0.502222				

DC Conductor resistance Acc.to IEC 60228 /VDE 0295（20℃）

Nominal cross-section mm²	Ω·km			
	Tinned copper		Bare copper	
mm²	Class 1.2	Class 5.6		Class 5.6
0.08		~250		~243
0.14		~142		~138
0.25		~82	Class 1.2	~79
0.34		~59		~57
0.5	36.7	40.1	36.0	39.0
0.75	24.8	26.7	24.5	26.0
1	18.2	20.0	18.1	19.5
1.5	12.2	13.7	12.1	13.3
2.5	7.56	8.21	7.41	7.98
4	4.70	5.09	4.61	4.95
6	3.11	3.39	3.08	3.30
10	1.84	1.95	1.83	1.91
16	1.16	1.24	1.15	1.21
25	0.734	0.795	0.727	0.780
35	0.529	0.565	0.524	0.554
50	0.391	0.393	0.387	0.386
70	0.270	0.277	0.268	0.272
95	0.195	0.210	0.193	0.206
120	0.154	0.164	0.153	0.161
150	0.126	0.132	0.124	0.129
185	0.100	0.108	0.0991	0.106
240	0.0762	0.0817	0.0754	0.0801
300	0.0607	0.0654	0.0601	0.0641
400	0.0475	0.0495	0.0470	0.0486
500	0.0369	0.0391	0.0366	0.0384
630	0.0286		0.0283	
800	0.0224		0.0221	
1000	0.0177		0.0176	

Conductor AWG / mm²

AWG / mm² MCM	AWG / mm² MCM	AWG / mm² MCM	AWG / mm² MCM	AWG / mm² MCM
28 ≈ 0.08	19 ≈ 0.75	10 ≈ 6.0	1 ≈ 50.0	350 ≈ 185.0
26 ≈ 0.14	18 ≈ 1.0	8 ≈ 10.0	2/0 ≈ 70.0	450 ≈ 240.0
24 ≈ 0.25	16 ≈ 1.5	6 ≈ 16.0	3/0 ≈ 95.0	550 ≈ 300.0
22 ≈ 0.34	14 ≈ 2.5	4 ≈ 25.0	4/0 ≈ 120.0	
20 ≈ 0.5	12 ≈ 4.0	2 ≈ 35.0	250 ≈ 150.0	

Current carrying capacity

Rated voltage up to 1000V（30℃）

Nominal cross-section mm²	1.In duct		2.Multi-cores cables		3.In air or switch cabinets	
	Load-ability	Fuse	Load-ability	Fuse	Load-ability	Fuse
mm²	max. A	A	max. A	A	max. A	A
0,05	0,8 –		1 –		1,5 --	
0,14	1,5 –		2 –		3 –	
0,25	3,0 –		4 –		5 –	
0,34	4,5 –		6 –		8 –	
0,50	7,0 –		9 –		12 --	
0,75	9,0 –		12	6	15	10
1	11	6	15	10	19	10
1,5	15	10	18	10	24	20
2,5	20	16	26	20	32	25
4	25	20	34	25	42	35
6	33	25	44	35	54	50
10	45	35	61	50	73	63
16	61	50	82	63	98	80
25	83	63	108	80	129	100
35	103	80	135	100	158	125
50	132	100	168	125	198	160
70	165	125	207	160	245	200
95	197	160	250	200	292	250
120	235	200	292	250	344	315
150	–	--	335	250	391	315
185	–	--	382	315	448	400
240	–	--	453	400	528	400
300	–	–	523	400	608	500

Conversion factors for changing ambient temperatures:

Insulation material	PVC / PUR / TPE		
Permissible operating TEMP.	70℃ / 80℃		
Ambient Temperature ℃	Power rating factor	Ambient Temperature ℃	Power rating factor
10	1,22	40	0,87
15	1,17	45	0,79
20	1,12	50	0,71
25	1,06	55	0,61
30	1,0	60	0,50
35	0,94		